

A blurred photograph of a modern office hallway with large glass windows and a central revolving door. Several people in business attire are walking through the hallway, their figures slightly out of focus to convey a sense of movement and activity.

SIEMENS


Registration and Reservation / Signaling

Why a new Protocol Version for Registration, Reservation and Signaling

Franz-Josef Goetz – Siemens AG
Juergen Schmitt – Siemens AG
Feng Chen (Presenter) – Siemens AG

IEEE Meeting in Dallas, November 2015

Contents



- **Assumptions**
- **Example for a Structured Industrial Network**
- **Scalability of Streams in Structured Industrial Networks**
- **Industrial Requirements**
- **Example for Usage of MRP++ for MSRP++**
- **Performance and Scalability of MRP++ / MSRP++**
- **Next Steps!**

Assumptions

TSN for Industrial Automation




Required functionality for industrial TSN networks

- Industrial networks can be structured hierarchical networks
- Network segments should have the ability to work independent
- Separating and joining of network segments must be possible without losing connectivity within the segment
- After power up dynamically communication relation will be established
 - Control applications and services can go up and down at every time (such use cases are discussed within the TSN subgroup of OPC-UA foundation)
- The network must have the ability to add and remove network components and end stations add at every time
- Shared network between multiple control applications and other services must be possible
- The network must guarantee most possible independence between different control applications
- Today PLC's can handle more than 1000 sensors and actuators (up to ~4000 Control-Data-Streams)
- ...

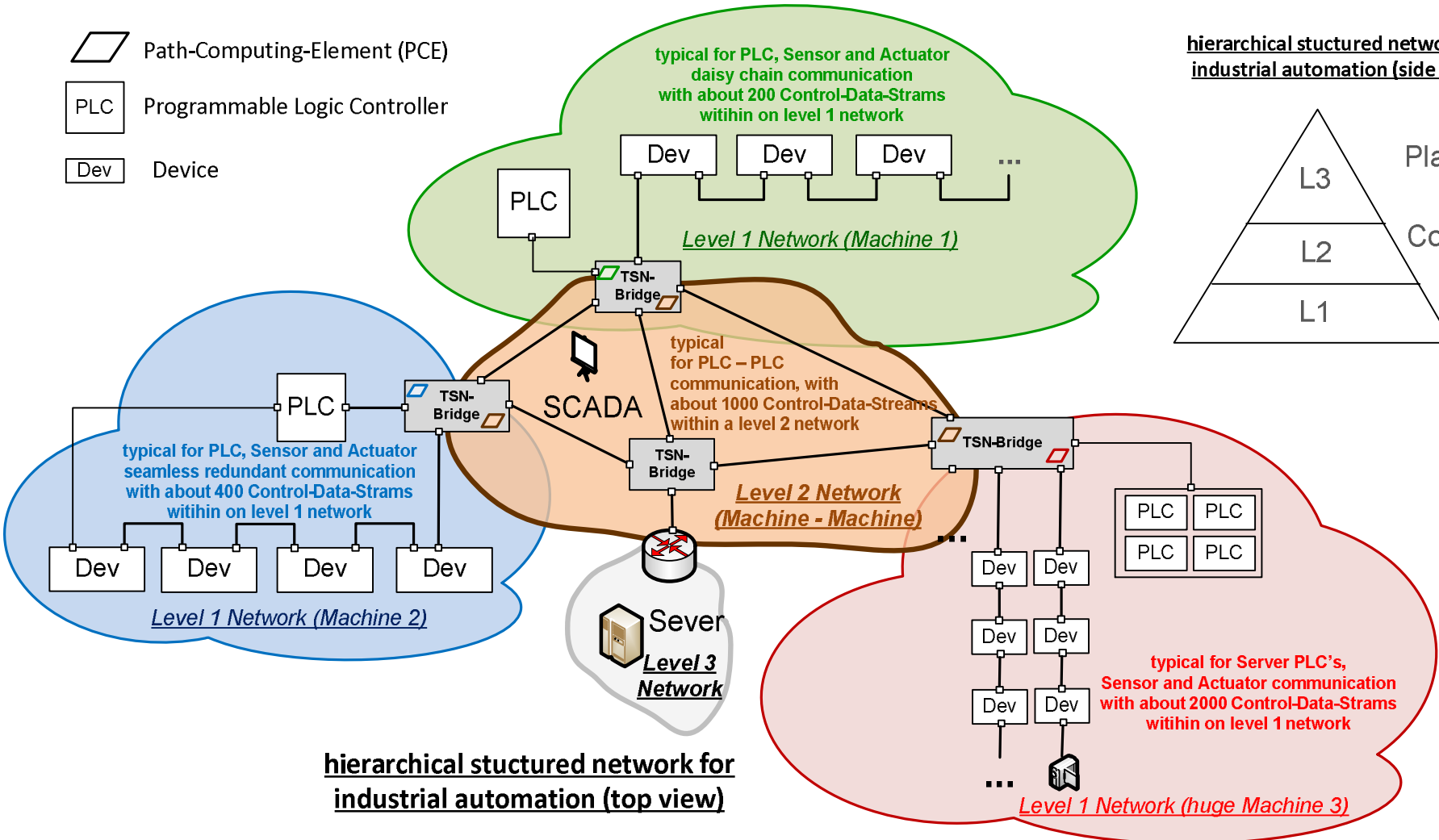
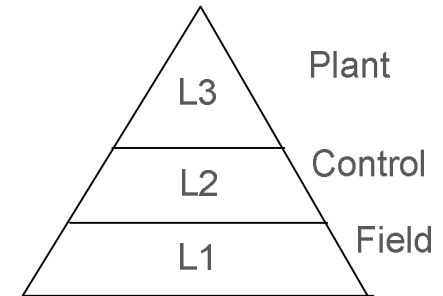
⇒ Static control applications mean not at all a static network configuration!

⇒ **For industrial automation networks there is a need for dynamic network configuration**

Example for a Structured Industrial Network

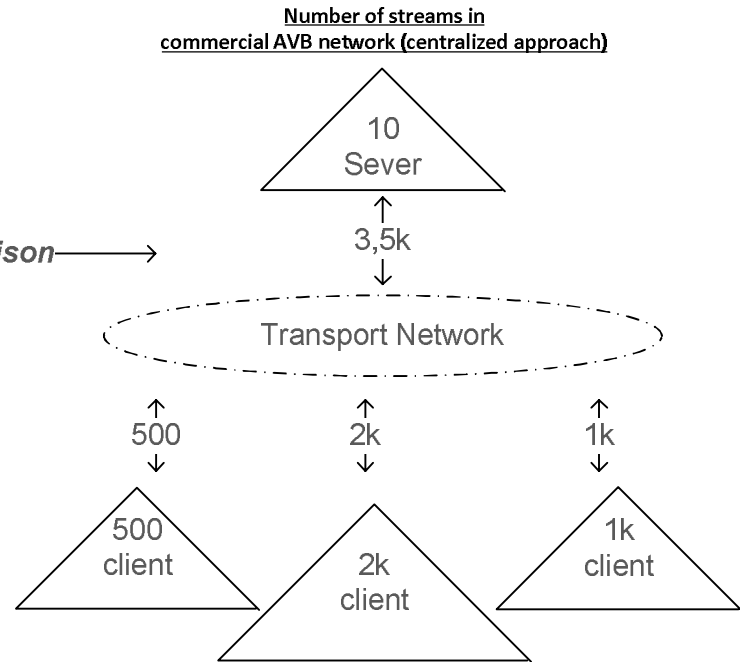
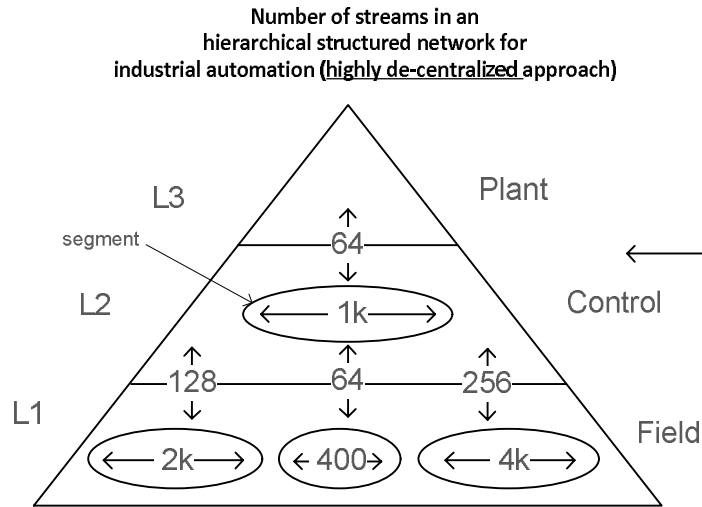
-  Path-Computing-Element (PCE)
-  Programmable Logic Controller
-  Device

hierarchical structured network for industrial automation (side view)



hierarchical structured network for industrial automation (top view)

Scalability of Streams in Structured Industrial Network



← Comparison →

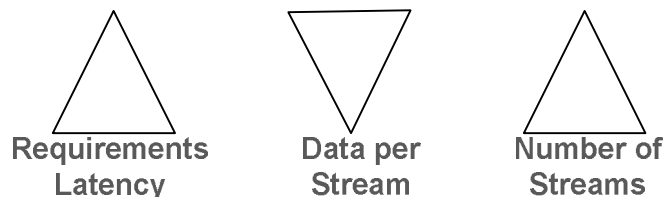
Example for communication relations in an industrial network:

- L1 : PLC <-> Actuator / Sensor (up to ~4000 Streams per segment)
- L2 : PLC <-> PLC (up to ~1000 Streams per segment)
- L1 -> L2 : e.g. PLC <-> SCADA (up to ~256 Streams between segments)
- L2 -> L3 : e.g. PLC <-> Server (up to ~64 Streams)


Example for a commercial AVB network:

- Streams are exchanged between server and client
- Flat network connects server and client

Scalability:



Scalability:



Industrial Requirements for Registration, Reservation and Signaling

Industrial Requirements:

- ❑ **Improved protocol performance & deterministic** (more details see later slides)
 - Bridges with limited computing power are used especially in level 1 networks in industrial automation (field level)
 - Daisy chain is widely spread topology in industrial environments (especially in level 1 + 2 networks)

- ❑ **Higher scalability** (more details see later slides)
 - Registration, reservation and signaling of up to 4000 Streams (worst case over one port) must be possible

- ❑ **Support new TSN features**
 - like pre-established path by path computation, TAS, redundant path, seamless redundancy, manageable traffic classes, dynamic reservation for adding or removing network segments

Example for Usage of MRP++/MSRP++

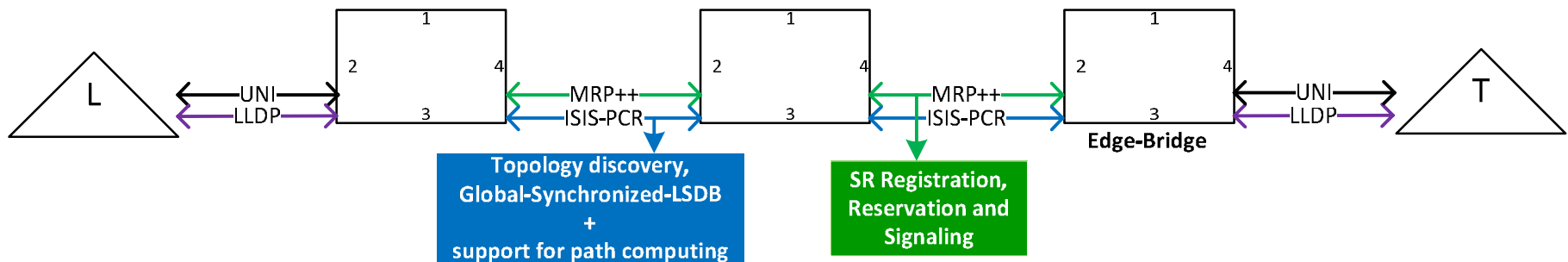

- **UNI is used in end-stations to request stream establishment in a network**
- **MRP++ is used within the network for MSRP++**
 - Stream *registration* (announce initiated by talker - downstream)
 - Stream *reservation* (bandwidth and resource reservation initiated by listener - upstream)
 - *Signaling* is used to distribute events (up- and downstream)
(events: reservation confirmation [neg. / pos.], listener fails, talker fails, link change, ...)

↔ LLDP ↔ Link-Layer-Discovery-Protocol

↔ UNI ↔ User-Network-Interface-Protocol for end stations to guarantee network independency and compatibility

↔ MRP++ ↔ Multiple-Registration-Protocol (MVRP, MMRP, MSRP++ for Stream registration, reservation & signaling, ...)

↔ ISIS-PCR ↔ Intermediate-System-to-Intermediate-System



How to Achieve better Performance by a new Registration, Reservation and Signaling Protocol in Comparison to existing MSRP

Feature	MSRP	New MRP++/MSRP++
Performance & Deterministic	Combines registration (3-packed-Events) and reservation / signaling (4-packed-Events) information.	Splitting registration, reservation and signaling information in separate attribute lists (TLV list coding).
	All attribute data are exchanged periodically. Attribute data can be changed by events because they are coupled with events.	Checksum mechanism for static registration and reservation attribute list with a slower update rate . Events are dynamic and are transmitted independent.
	Only one speed for distribution of attribute and events.	Events are transmitted over a separate Signaling PDU to enable distribution (up-/downstream) and local processing of events in parallel (RSVP like architecture): <ul style="list-style-type: none"> • to support higher performance, more stringent determinism and • faster propagation of events independent of link-to-link synchronization.

How to Achieve better Scalability by a new Registration, Reservation and Signaling Protocol in Comparison to existing MSRP

Feature	MSRP	New MRP++/MSRP++
Scalability	MSRP is limited to ~500 Streams	Support up to ~4000 Streams
	The registration, reservation and signaling information can be spread over max. 3 MSRP PDU's	Fragmentation mechanism is used to transmit reservation, registration and signaling attribute data

Background & Conclusion (1)

Background

- **MRP** was designed to register a small number and small size of network attributes
 - MVRP for VLAN registration (2 bytes per network attribute)
 - MMRP for MAC-Address registration (6 bytes per network attribute)
- **AVB** was focused on audio/video networks with a small number for streams
 - MSRP, based on MRP, was born to make about 500 Stream reservations because the size of network attributes increased (up to 34 bytes per network attribute)
 - MSRP was focused on typical server – client use cases (especially the packing mechanism)
- **TSN** is focused on professional audio/video and industrial networks
 - Now, the required number of Stream reservation within a L2 segments has increased up to ~4000 Streams
 - TSN has to support more features (e.g. redundancy, multiple shaper, different traffic classes, ...), thus the size of network attribute is expected to increase
 - For $n : m$ communication relations, vectoring mechanism is not practical

Background & Conclusion (2)

Conclusion

To meet the following requirements defined in the Qcc PAR

- *supporting for more streams, (The current worst case limit is less than 500 streams; there are use cases that require two order of magnitude greater than this.)*
- *and deterministic stream reservation convergence*

changes in the architecture of MRP / MSRP are necessary. But the current Qcc PAR does not include work on MRP.

Next Steps!

Industrial automation has a strong requirement for scalable and performance optimized registration, reservation and signaling protocols to support dynamic network configuration.

Our proposals:

- **Step 1:**
 - Detach the items that are not treated from the existing .1Qcc
- **Step 2:**
 - Create a new PAR for the items not covered in the existing .1Qcc PAR
 - Work on MRP++/MSRP++ to improve scalability and performance of the current MRP/MSRP

We ask for a decision to start the protocol work to fulfill the requirements from professional Audio/Video and from industrial!

Authors

**Franz-Josef Goetz**

Senior Key Expert „System Communication“

Siemens AG

PD TI AT TM 4 2

Gleiwitzer-Str. 555

90475 Nürnberg

Phone: +49 (911) 895-3455

E-Mail: franz-josef.goetz@siemens.com

Jürgen Schmitt

Architect

Siemens AG

PD TI AT TM 4 2

Gleiwitzer-Str. 555

90475 Nürnberg

Phone: +49 (911) 895-5338

E-Mail: juergen.jues.schmitt@siemens.com