


IEEE 802.1&3 joint interim session offer -position proposal

Sep 14-18,2020



Before start

- There are almost two years left. Things in China change very fast, so it's hard to nail down the meeting hotel.
- This is a proposal for the meeting attendees to see whether they are interest to the location, and choose preferred meeting venue if possible.
- Two location are proposed: Guangzhou in South China, and Chengdu in Western China.



Cities introduction

- Chengdu(成都): the capital of China's Sichuan province , is one of the three most populous cities in Western China(other two: Chongqing and Xi'an)
 - ✓ It is called the "Country of Heaven"
 - ✓ Famous for "Panda and Hot pot"
 - ✓ Plenty of tourist Attractions
 - ✓ Long history more than 2400 years



- Guangzhou (广州) : the capital of China's Guangdong province , is one of the three one of China's three largest cities
 - ✓ Famous for "Canton food"
 - ✓ A good place for family on weekend, with Chimelong world(Paradise, Safari park, water park and ocean park)
 - ✓ "Natural hot spring" around city



Flights

- Chengdu Shuangliu International Airport (IATA: CTU)
 - ✓ Air China: Frankfurt, Paris, London
 - ✓ Sichuan Airline: Seoul, Tokyo, Osaka, Zurich, Vancouver/Los Angeles/ Boston (one stop)
 - ✓ United Airline: San Francisco
 - ✓ KLM Royal Dutch Airlines: Amsterdam
- Guangzhou Baiyun International Airport (IATA : CAN)
 - ✓ Air China: Tokyo, Singapore
 - ✓ South Airline: Amsterdam, Paris, Los Angeles, San Francisco
 - ✓ Xiamen Airline: Tokyo, Vancouver, New York, LAS, SFO
- Or Transfer from Beijing or Shanghai as you like😊

Temperature-Subtropical monsoon climate

- Guangzhou:
24~32°C
- Chengdu:
19~26°C
- Less possibility
of raining in
Chengdu

广州市 (平均数据1986 - 2015年, 极端数据1951 - 2018年更新中) 气候平均数据 [隐藏]													
月份	1月	2月	3月	4月	5月	6月	7月	8月	9月	10月	11月	12月	全年
历史最高温°C (°F)	28.4 (83.1)	29.4 (84.9)	32.1 (89.8)	33.5 (92.3)	36.9 (98.4)	38.9 (102)	39.1 (102.4)	38.7 (101.7)	37.6 (99.7)	36.2 (97.2)	33.4 (92.1)	29.6 (85.3)	39.1 (102.4)
平均高温°C (°F)	18.6 (65.5)	19.7 (67.5)	22.1 (71.8)	26.2 (79.2)	29.9 (85.8)	31.9 (89.4)	33.3 (91.9)	33.3 (91.9)	31.9 (89.4)	29.3 (84.7)	25.1 (77.2)	20.7 (69.3)	26.8 (80.2)
每日平均气温°C (°F)	13.8 (56.8)	15.4 (59.7)	18.2 (64.8)	22.4 (72.3)	25.9 (78.6)	27.9 (82.2)	28.9 (84)	28.7 (83.7)	27.5 (81.5)	24.5 (76.1)	20.2 (68.4)	15.5 (59.9)	22.4 (72.3)
平均低温°C (°F)	10.5 (50.9)	12.5 (54.5)	15.4 (59.7)	19.7 (67.5)	23.1 (73.6)	25.1 (77.2)	25.8 (78.4)	25.6 (78.1)	24.3 (75.7)	21.1 (70)	16.6 (61.9)	11.9 (53.4)	19.3 (66.7)
历史最低温°C (°F)	0.1 (32.2)	0.0 (32)	3.2 (37.8)	7.7 (45.9)	14.6 (58.3)	18.8 (65.8)	21.6 (70.9)	20.9 (69.6)	15.5 (59.9)	9.5 (49.1)	4.9 (40.8)	0.0 (32)	0.0 (32)
平均降雨量mm (英寸)	40.4 (1.591)	54.0 (2.126)	88.9 (3.5)	186.8 (7.354)	326.3 (12.846)	325.2 (12.803)	241.0 (9.488)	252.5 (9.941)	187.0 (7.362)	64.2 (2.528)	42.0 (1.654)	37.8 (1.488)	1,846.1 (72.681)
平均降雨日数	7.1	9.5	14.0	15.4	17.7	18.9	16.6	16.2	11.3	5.4	5.8	5.7	143.6
平均相对湿度 (%)	71	76	80	82	81	82	79	79	75	69	67	66	75.6
每月平均日照时数	114.9	73.7	60.2	66.0	99.7	129.4	182.7	168.5	166.1	180.4	160.3	156.9	1,558.8
来源: 中国气象局 国家气象信息中心													

成都市 (平均数据2004 - 2015年, 极端数据1951 - 2016年更新中) 气候平均数据 [隐藏]													
月份	1月	2月	3月	4月	5月	6月	7月	8月	9月	10月	11月	12月	全年
历史最高温°C (°F)	18.0 (64.4)	22.7 (72.9)	30.9 (87.6)	32.8 (91)	36.1 (97)	36.0 (96.8)	37.3 (99.1)	37.3 (99.1)	35.8 (96.4)	29.8 (85.6)	24.9 (76.8)	20.3 (68.5)	37.3 (99.1)
平均高温°C (°F)	9.2 (48.6)	12.1 (53.8)	17.3 (63.1)	22.9 (73.2)	26.5 (79.7)	28.2 (82.8)	30.1 (86.2)	30.0 (86)	25.7 (78.3)	21.1 (70)	16.1 (61)	10.8 (51.4)	20.8 (69.4)
每日平均气温°C (°F)	5.4 (41.7)	8.0 (46.4)	12.3 (54.1)	17.4 (63.3)	21.3 (70.3)	23.7 (74.7)	25.4 (77.7)	25.0 (77)	21.7 (71.1)	17.3 (63.1)	12.4 (54.3)	6.9 (44.4)	16.4 (61.5)
平均低温°C (°F)	2.6 (36.7)	5.1 (41.2)	8.6 (47.5)	13.2 (55.8)	17.3 (63.1)	20.4 (68.7)	22.2 (72)	21.8 (71.2)	19.1 (66.4)	15.0 (59)	9.9 (49.8)	4.0 (39.2)	13.3 (55.9)
历史最低温°C (°F)	-6.5 (20.3)	-3.5 (25.7)	-1.2 (29.8)	2.1 (35.8)	7.4 (45.3)	13.2 (55.8)	16.8 (62.2)	15.7 (60.3)	11.6 (52.9)	3.2 (37.8)	-0.1 (31.8)	-5.9 (21.4)	-6.5 (20.3)
平均降水量mm (英寸)	8.6 (0.339)	7.8 (0.307)	23.6 (0.929)	40.8 (1.606)	96.1 (3.783)	111.7 (4.398)	227.3 (8.949)	181.3 (7.138)	120.9 (4.76)	47.6 (1.874)	14.9 (0.587)	6.8 (0.268)	887.4 (34.937)
平均降水日数 (≥ 0.1 mm)	7.8	6.8	10.8	12.9	13.9	15.4	15.0	15.8	16.3	14.0	8.5	6.8	144
平均相对湿度 (%)	79	76	74	72	71	76	80	81	81	82	80	79	77.6
每月平均日照时数	45.0	46.1	84.0	110.3	112.5	95.4	108.7	117.8	54.8	50.6	50.4	50.1	925.7
来源: 中国气象局 国家气象信息中心													
注: 成都国际交换站, 1951 - 2003年在成都老站, 2004年起在温江													

Attractions

- Chengdu:
 - ✓ In City: Panda Base, Wuhou Temple, Du Fu Thatched Cottage, Jingli street
 - ✓ Surroundings: Qingcheng Mountain, Dujiang Hydraulic engineering, San Xin Dui
 - ✓ Two days trip: E mei mountain, Jiuzhaigou natural park
- Guangzhou
 - ✓ Pearl River Night Cruise
 - ✓ Chimelong world
 - ✓ Hot spring hotel surroundings

Some photos--Guangzhou





再遇见

POSTERLABS
2016.Feb

不虚此行
旅の過程にこそ価値がある。

Some photos-Chengdu



Questions

- Would you prefer to have 2020 Sep. Interim meeting, jointly 802.1&3 in China?

Y: N: A

- Which City would you prefer to be the meeting location?

Chengdu:

Guangzhou:

- More infos could be supplied after these questions in later meetings.



Thank You.