

# Constraint-Based Routing for End-to-End MMR Cell Connection Management

Document Number:

IEEE C802.16j-07/091

Date Submitted:

2007-01-08

Source:

G.Q Wang, Wen Tong, Peiying Zhu, Hang Zhang,  
Mo-Han Fong, David Steer, Gamini Senarath, Derek Yu,  
Sheng Sun  
Nortel  
3500 Carling Avenue  
Ottawa, Ontario, K2H 8E9

Voice:613-763-1315

Fax:613-765-7723

E-mail: [wentong@nortel.com](mailto:wentong@nortel.com)

Venue:

IEEE 802.16 Session #47, London, UK

Base Document:

None

Purpose:

Technical contribution for MMR MAC layer functions on end-to-end connection management

Notice:

This document has been prepared to assist IEEE 802.16. It is offered as a basis for discussion and is not binding on the contributing individual(s) or organization(s). The material in this document is subject to change in form and content after further study. The contributor(s) reserve(s) the right to add, amend or withdraw material contained herein.

Release:

The contributor grants a free, irrevocable license to the IEEE to incorporate material contained in this contribution, and any modifications thereof, in the creation of an IEEE Standards publication; to copyright in the IEEE's name any IEEE Standards publication even though it may include portions of this contribution; and at the IEEE's sole discretion to permit others to reproduce in whole or in part the resulting IEEE Standards publication. The contributor also acknowledges and accepts that this contribution may be made public by IEEE 802.16.

IEEE 802.16 Patent Policy:

The contributor is familiar with the IEEE 802.16 Patent Policy and Procedures <<http://ieee802.org/16/ipr/patents/policy.html>>, including the statement "IEEE standards may include the known use of patent(s), including patent applications, provided the IEEE receives assurance from the patent holder or applicant with respect to patents essential for compliance with both mandatory and optional portions of the standard." Early disclosure to the Working Group of patent information that might be relevant to the standard is essential to reduce the possibility for delays in the development process and increase the likelihood that the draft publication will be approved for publication. Please notify the Chair <<mailto:chair@wirelessman.org>> as early as possible, in written or electronic form, if patented technology (or technology under patent application) might be incorporated into a draft standard being developed within the IEEE 802.16 Working Group. The Chair will disclose this notification via the IEEE 802.16 web site <<http://ieee802.org/16/ipr/patents/notices>>.

# Highlights

**This presentation has consolidated and harmonized many submitted contributions from Session #46 discussions which cover:**

- Relay path interfaces associated with various routing schema (centralized vs. distributed)
- Routing management including path identification, path creation/maintenance and path population
- Constraint-based routing for end-to-end connection management
- Various type of connections, relay CID semantic and their relationship with the routing paths and interfaces
- CID/Path bidding operation and related signaling mechanism
- Data forwarding schema associated with various connections
- QoS granularities associated with various connections
- Security issue related to path-oriented operations

**This presentation systematically discusses the relay interfaces and procedures on how to manage end-to-end relay connections in MMR network. The purpose of this presentation is to build up a common framework for MMR MAC layer to manage connections, to promote more discussions and to pursue more harmonization from different contributors**

# Key Operations – Relay Path

(from Session #46 contributions)

- **End-to-End Relay path is between MR-BS and a designated access RS (802.16j-06/014) (Note: path here was defined as topological object, not connectivity object)**
- **Who create a path?**
  - A path is created by radio resource routing controllers which are either in MR-BS (centralized routing domain), or MR-BS and the cluster head RS (distributed routing domain)
  - Thus a relay path might be concatenated by sub-path, depending on how sub-path is managed in each domain (e.g., cluster-based routing).
- **Who need a path?**
  - MR-BS only (centralized routing), or MR-BS and RS (distributed routing)
  - A path is needed to guide the data burst forwarding and to curb the broadcast traffic downstream
  - A path can exist without any MS attached
- **When is a path created?**
  - When a RS joints an MR-cell via network entry, or re-joint an MR-cell via handover
  - A path is determined by MR-BS or cluster RS after the newly joint RS finished the entry process
- **How a path is populated?**
  - In distributed routing, a path is populated to the RS by MR-BS or by cluster RS via the group-cast signaling messages
- **What are path-associated operations over the air interface?**
  - Path creation/change/deletion/maintenance
  - Path population

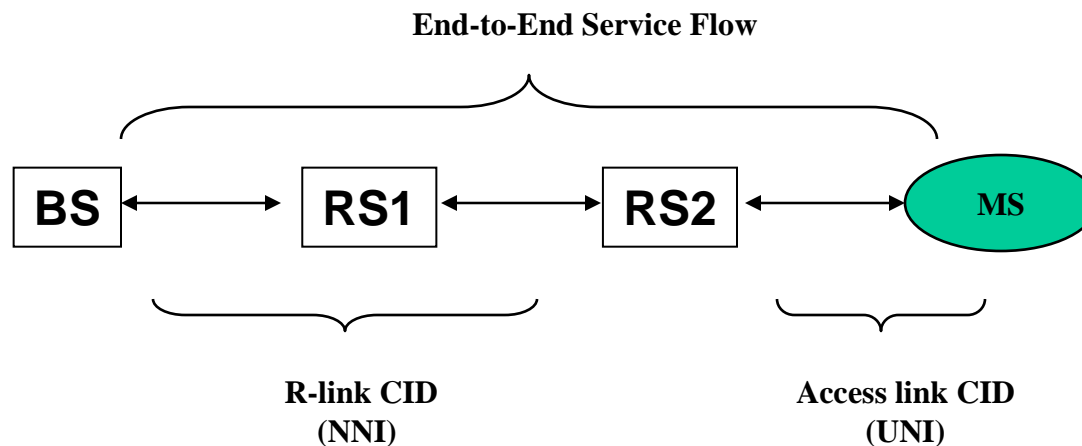
# Key Operations – Relay Connection

(from Session #46 contributions)

- **MMR is a multi-tier PMP network, with broadcast schema downstream and unicast schema upstream**
- **Downstream RS needs CID/Path binding to navigate data forwarding and to curb the broadcasting**
- **Upstream RS uses CID for traffic aggregation and QoS purpose**
- **Various type of connections**
  - **Macro pipe: end-to-end tunnel for global connections (both downstream and upstream)**
  - **Micro pipe: link-by-link connection with/without local CID concatenation (e.g., CID swapping)**
  - **Hybrid: combination of macro pipe and micro pipe (e.g., Macro pipe between BS and access RS, micro pipe between access RS and MS)**
- **How a path is associated with connections ?**
  - **Control-plane-connection and data-plane-connection are associated with a given path**
  - **Signaling messages (e.g., DSx), or some new messages, can be used to populate CID/PATH binding**
- **Group-cast signaling vs. Uni-cast signaling**
  - **Group-cast signaling is used to populate binding info (Macro or Micro) to every RS along a given path**
  - **Uni-cast signaling is used only to a designed access RS (e.g., MS's CID)**
- **Connection and QoS**
  - **Per-Macro-flow QoS: QoS-classified tunnels for aggregated traffic**
  - **Per-micro-flow QoS: SF-based QoS link-by-link**
  - **Per-packet QoS: Diffserv-like QoS, with QoS-bit defined in MAC PDU header (sub-header)**
  - **QoS population: per-relay-link vs. access-link-only**
- **Data burst forwarding along the relay paths**
  - **Per-connection-based: Transport CID is used in MAC subheader**
  - **Per-packet-based: RS-ID or basic-CID is used in MAC subheader as destination**

# MMR Connectivity: R-link vs. Access Link

- **Decouple R-Link operation from Access link operation**
  - Two interfaces: relay link NNI (Node-to-Node) and access link UNI (IEEE 802.16e-2005)
  - Relay path signaling is triggered only for R-link operation
  - Access link signaling (IEEE 802.16e-2005) between BS and MS is transparent to all R-link
- **Service flow over end-to-end connectivity**
  - Service Flow (SF) info only stored in BS and MS (IEEE 802.16e-2005)
  - SF traffic is berried by relay connectivity and access connectivity end-to-end
- **CID semantic**
  - R-link CID represents a virtual path connection (a.k.a., VPI)
  - Access CID represents a virtual circuit connection (a.k.a., VCI)



# MR-cell Constraint-Based Routing

- **Constraint-Based Routing:** The process of determining the most suitable routes in a MR-cell subject to constraints of available radio resource over the route.
- **Explicit Route:** In constraint-based routing, the path is determined by MR-BS or cluster RS, and the path is specified as explicit route in the signaling messages (distributed routing schema), or in the source-routing case (centralized routing schema), the explicit route to be embedded in data burst for navigating the relay.
- **Route presentation:** A route is represented by an array of node ID (e.g., RS-ID, or cell ID)
- **Path ID:** A path-ID can be assigned to an explicit route for end-to-end operation.
- **Path operation:** A Relay path can be created/maintained/populated by utilizing DSx signaling messages (IEEE 802.16e-2005), or some newly defined messages, with the extension of explicit route.
- **Connection/Path binding:** Control-plane connections and data-plane connections can be bound (via signaling) to a particular path in the routing table.
- **Redundant Path:** Multiple paths may be assigned to the same destination

## New TLV for Path Objects

- Explicit route

Syntax	Size	Notes
N_entry	8 bits	The number of entries in the list
For(j=0;j<N-entry;j++) {		
Node_ID	8 bits	Node_ID represents a relay node along a given path
}		

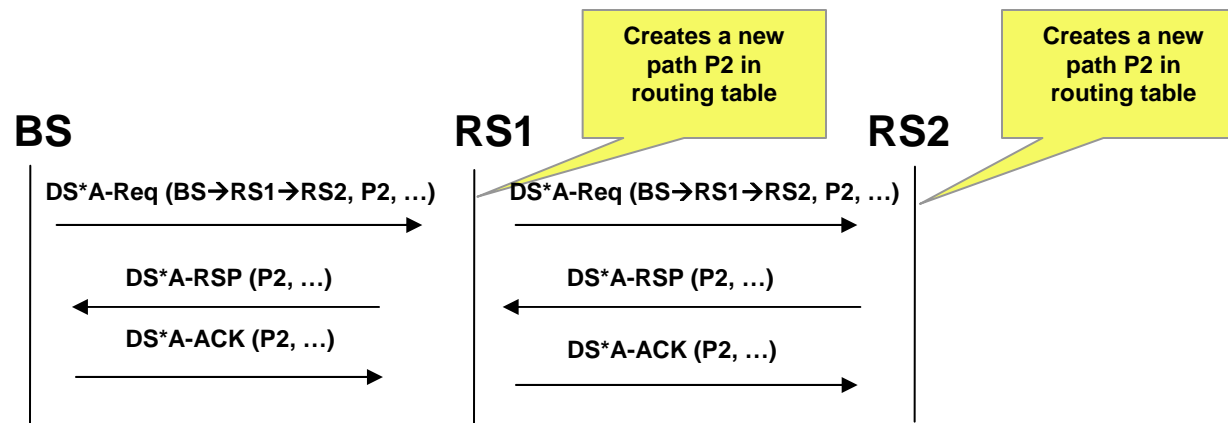
- Path ID

Syntax	Size	Notes
Path_ID	32 bits	The first 24-bit is the Node-ID and the rest 8-bit is the local integer assigned to a path

To guarantee the path uniqueness within a distributed scheduling environment, Node\_ID prefix may be needed,

## Path Creation and Population

- **After RS2 finished the entry process, BS would determine a path (BS->RS1->RS2) with path ID P2**
  - BS sent DSA(BS-RS1-RS2, P2, ...) to downstream. DSA contains RS2's basic CID as destination, and the allocated transport CID for RS2
  - For the received DSA message, RS1 would check the Explicit route. If it does not find a match, RS1 simply drops the message
  - If RS1 is in the list, and this is a new path P2, RS1 would store Explicit route, path ID P2, the basic CID and the allocated transport CID into routing table.
  - Note that in distributed routing domain, if the transport CID only has the local sense, RS1 might allocate a new transport CID for RS2, and set up a mapping relationship between these two transport CID.
  - RS1 further sends DSA downstream with the same transport CID, or newly allocated transport CID.
  - For the received DSA, RS2 determined its self was the destination, and stored Explicit route, path ID P2, and the allocated transport CID into routing table.
  - Now an end-to-end relay connectivity (from BS to RS2) could be represented either by a single transport CID (centralized routing), or by the concatenation of several transport CID (distributed routing).
  - This end-to-end connectivity is constrained by the given path
  - Thereafter, all operations against the given path could use path ID (e.g., path maintenance, creating new connectivity over the same path, etc.).



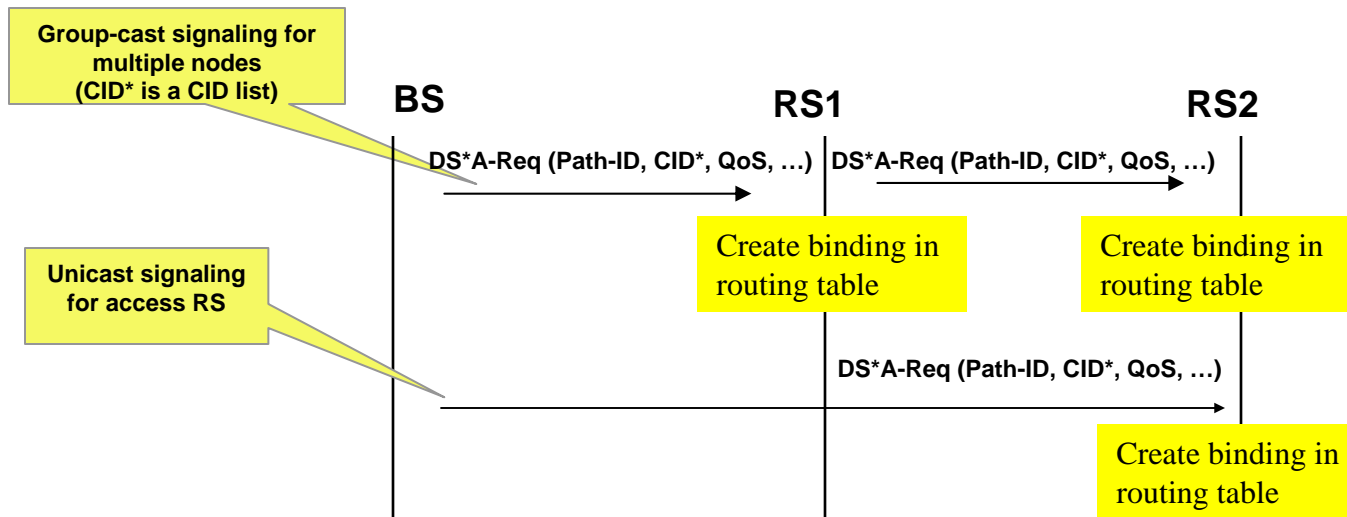


# Connection Management

- **CID Assignment**
  - CID is allocated/managed by Radio resource scheduler (centralized or distributed)
  - CID semantic is aligned with IEEE 802.16e-2005, and associated with various connectivity
  - For example, when a transport CID is used for end-to-end tunnel purpose, it is a “tunnel CID”; otherwise it represents a local link connection
  
- **CID binding with routing path**
  - CIDs are coupled/decoupled to/from routing path to create/release end-to-end connectivity
  - This mapping is done via signaling messages with explicit route or path ID
  - The mapping relationship is established and stored in routing table and data forwarding table
  - End-to-end connection can be represented by a global “tunnel CID”, or by the concatenation of a set of local CIDs
  - For example, a designated access RS’s Basic CID (or a transport CID) can be used as unicast tunnel CID in forwarding table to guide the burst relay while this CID is used in DL-MAP\_IE (IEEE 802.16e-2005)
  - Alternatively, CID swapping (between ingress link CID and egress link CID) can be used to create an end-to-end relay connection
  
- **Bandwidth management with routing path**
  - Bandwidth request/grant is associated with end-to-end relay connectivity
  - Radio scheduler allocated bandwidth based on global traffic demand & global link conditions
  - Global (or distributed with coordination) scheduling can guarantee fairness, traffic balancing, and avoid contention over relay links

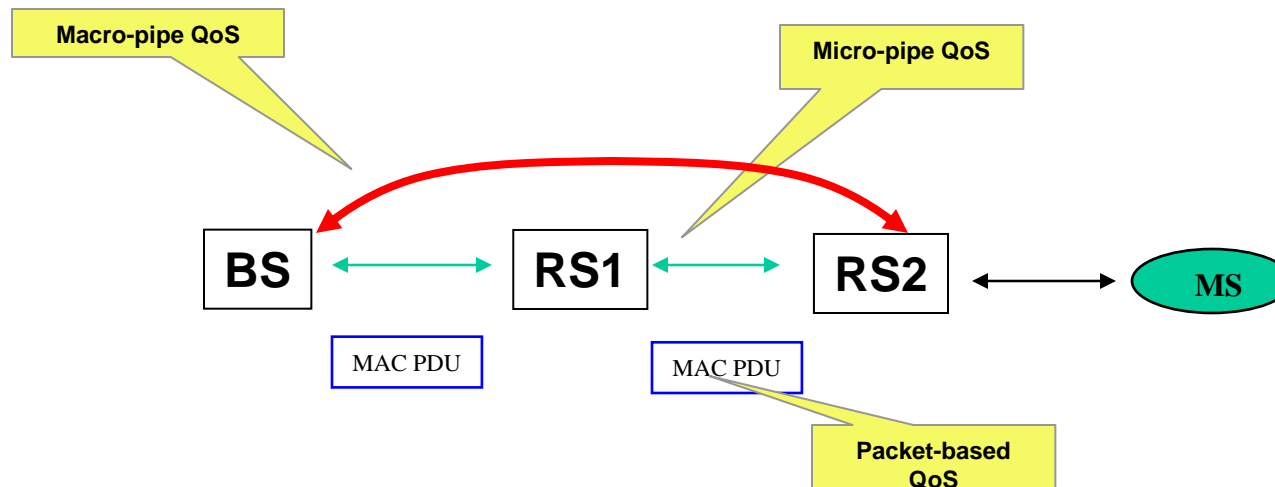
## CID/PATH Binding

- **CID/PATH binding for Marco-pipe or Micro-pipe**
  - Macro-pipe binding is triggered by BS during tunnel provisioning
  - Micro-pipe binding is triggered by BS or MS during service flow provisioning (802.16-2005)
- **End-to-end signaling to populate binding relationship and QoS**
  - Path-ID for explicit route
  - QoS profile associated with CID (optional)
  - Group-cast signaling for populating Macro pipe and Micro pipe to every RS along the path
  - Unicast signaling for populating MS's CID (and QoS) to access RS only



# QoS: Granularity vs. Complexity

- **Macro-pipe QoS** (high scalability)
  - Macro-pipe QoS is connection-based, but with QoS profile pre-provisioned to each tunnel (R-link CID)
  - Per-tunnel QoS profile is populated to each RS via group-cast signaling
  - Tunnel end points (BS and access RS) map MS-CID into tunnel CID
  - Based on received tunnel CID, each relay RS puts data-burst/MAC PDU into various QoS queue
- **Micro-pipe QoS** (low scalability)
  - Micro-pipe QoS is connection-based, but with QoS profile provisioned to each MS-CID
  - Per-flow QoS profile is populated to each RS via group-cast signaling
  - Every RS handles QoS based on received MS-CID
- **Packet-based QoS** (high scalability)
  - QoS bits are carried in each MAC PDU header/sub-header
  - Tunnel end points (BS and access RS) map MS-CID into tunnel CID with QoS bits
  - Based on received QoS bits, each relay RS puts data-burst/MAC PDU into various QoS queue



## Data Burst Forwarding (1) – Per-Connection Based

- **Per access link CID forwarding end-to-end**
  - Access link transport CID is populated to every RS along the path (via path/CID binding)
  - For the received MPDU, RS determines if it should be further forwarded or dropped
  - Upstream traffic is relayed to BS as 802.16-2005
- **Per R-link CID Tunneling end-to-end**
  - Access RS's transport CID is populated to every RS along the path (via path/CID binding)
  - Destination RS's transport CID is carried in DL-MAP\_IE, or in a aggregated MPDU header
  - The related burst only contains all MAC MPDUs either targeting to the designated RS (e.g., mgmt messages), or targeting to the all MSs attached to this RS
  - For the received burst/MPDU, RS determines if it should be further forwarded or dropped
  - Upstream traffic may be aggregated with R-link CID in MPDU header at access RS, and is relayed to BS as 802.16-2005
- **CID Swapping**
  - Per-link swapping: per-MAC PDU processing, or per-burst processing at every link with locally defined CIDs
  - Per-cluster swapping: CID is only swapped at the boundary of clusters, (i.e., CID is global within a cluster).

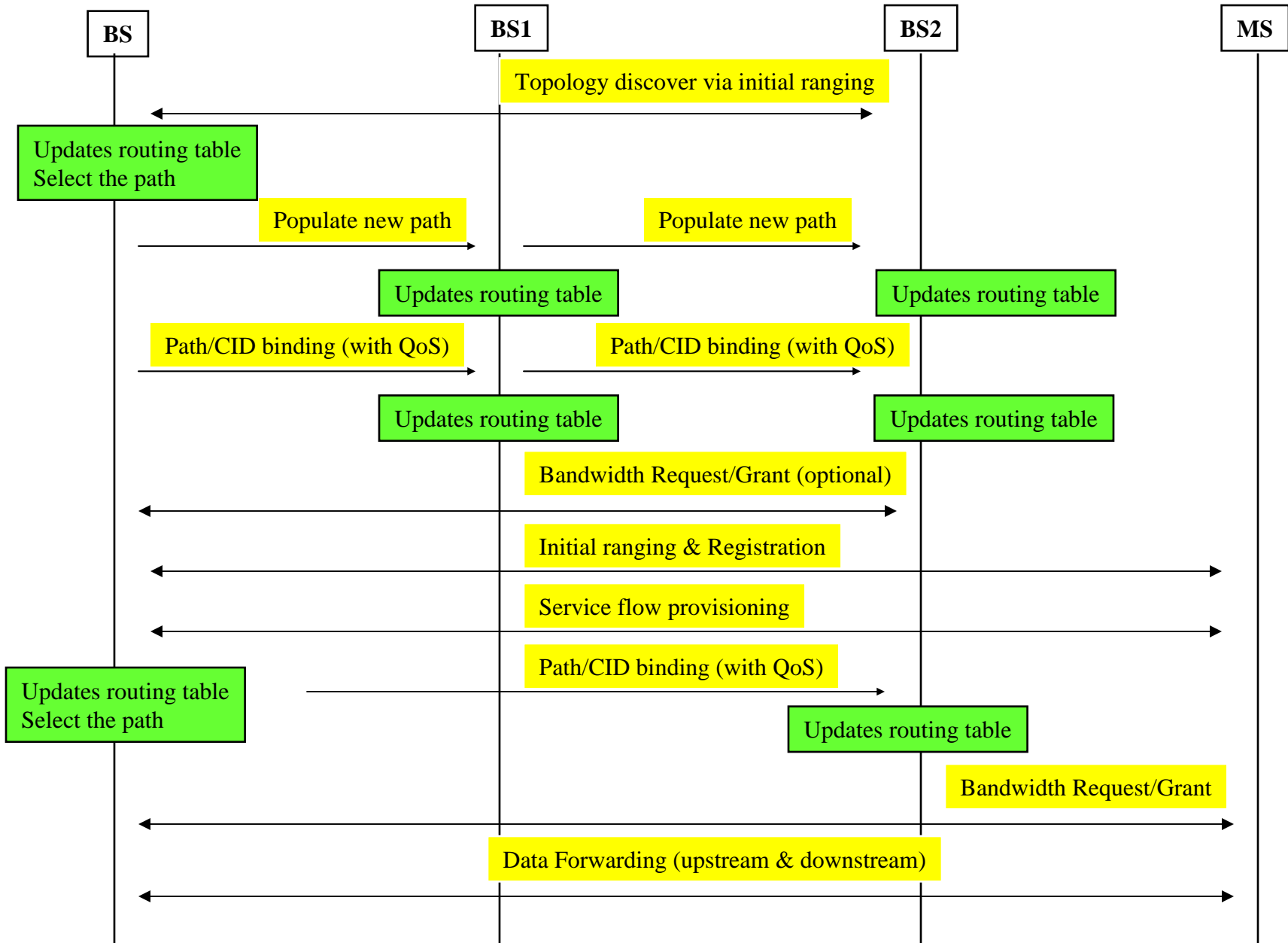
## Data Burst Forwarding (2) – Per-Packet Based

- **Distributed routing schema**
  - Destination RS-ID or basic CID is used in MAC header/sub-header to navigate the relay
  - If basic CID is used, the basic CID of destination RS is populated to every RS along the path (via path/CID binding)
  - For the received MPDU, RS checks the destination RS-ID (or basic CID) against the routing table to determine whether it should further relay the burst or simply drop it.
- **Sourcing routing**
  - Applied to centralized routing. Only BS stores the routing table.
  - The source node specifies the Explicit route in MAC header/sub-header for downstream forwarding
  - The Explicit route consists of BS-ID or based CID

# MMR Control Plane Security

- **Peer-to-Peer operation security**
  - .16j only needs consider control plane security over relay links
  - For peer-to-peer unicast management messages, it should follow 802.16-2005 security
  - Peer-to-peer SA associated HMAC is used to authenticate the sender
  - But peer-to-peer messaging causes huge overhead when operations need multiple RS involvement (e.g., path/CID binding)
  
- **Path-oriented operation security**
  - Many relay operations are associated with paths, and these operations populate the same information to the all RS along a given path
  - MMR cell could be decomposed as security zones
  - In each zone, the RSs share the same group key for path-oriented operations
  - Group key is managed and distributed by BS
  - Per Group SA associated HMAC is used to authenticate the sender
  - Group-cast signaling messages are defined to support path operations
  - Greatly reduce the signaling overhead, especially in RS handover case

# MMR Connection Mgmt Call Flows



# Summary

- 1. This presentation is a summary and harmonization of many proposals from Session #46 contributions**
- 2. It systematically discusses the overall MMR end-to-end connection mgmt**
- 3. Constraint-Based routing and path/CID binding are proposed to fulfill the requirements of routing and connection mgmt**
- 4. Two data forwarding schema could be adopted: connection-based or packet-based**
- 5. The harmonized approach would provide a common platform and flexibility to accommodate all contributions for MMR connection mgmt and data forwarding**
- 6. The intention is to use this discussion as a basis, to pursue more harmonization, and to provides a guideline for the text description of 802.16j routing and connection management sections.**