

---

**IEEE 802.16 Broadband Wireless Access Working Group <<http://ieee802.org/16>>**


---

**Title**                    **Radio Resource Reuse in access zone and relay zone**


---

**Date Submitted**    **2007-01-18**


---

Source(s)                Youngbin Chang, Changyoon Oh,  
                                  Hyeonjeong Kang, Hyoungkyu Lim, Jaeweon  
                                  Cho, Jungje Son, Panyuh Joo                Voice: +82-31-279-5519  
                                  Samsung Electronics                                Fax: +82-31-279-5130  
                                  416, Maetan-3dong, Youngtong-gu,                [mail to: yb.chang@samsung.com](mailto:yb.chang@samsung.com)  
                                  Suwon-si, Gyeonggi-do, Korea

Rakesh Taori  
 Samsung Advanced Institute of Technology

---

**Re:**                        Call for technical proposals regarding IEEE project P802.16j
 

---

**Abstract**                The location information and signal strength information from other stations could be used for radio reuse.
 

---

**Purpose**                    This contribution proposes the interference measurement method for radio reuse in both access and relay zone.
 

---

**Notice**                    This document has been prepared to assist IEEE 802.16. It is offered as a basis for discussion and is not binding on the contributing individual(s) or organization(s). The material in this document is subject to change in form and content after further study. The contributor(s) reserve(s) the right to add, amend or withdraw material contained herein.
 

---

**Release**                    The contributor grants a free, irrevocable license to the IEEE to incorporate material contained in this contribution, and any modifications thereof, in the creation of an IEEE Standards publication; to copyright in the IEEE's name any IEEE Standards publication even though it may include portions of this contribution; and at the IEEE's sole discretion to permit others to reproduce in whole or in part the resulting IEEE Standards publication. The contributor also acknowledges and accepts that this contribution may be made public by IEEE 802.16.
 

---

**Patent Policy and Procedures**                The contributor is familiar with the IEEE 802.16 Patent Policy and Procedures <<http://ieee802.org/16/ipr/patents/policy.html>>, including the statement "IEEE standards may include the known use of patent(s), including patent applications, provided the IEEE receives assurance from the patent holder or applicant with respect to patents essential for compliance with both mandatory and optional portions of the standard." Early disclosure to the Working Group of patent information that might be relevant to the standard is essential to reduce the possibility for delays in the development process and increase the likelihood that the draft publication will be approved for publication. Please notify the Chair <<mailto:chair@wirelessman.org>> as early as possible, in written or electronic form, if patented technology (or technology under patent application) might be incorporated into a draft standard being developed within the IEEE 802.16 Working Group. The Chair will disclose this notification via the IEEE 802.16 web site <<http://ieee802.org/16/ipr/patents/notices>>.
 

---

## **Radio Resource Reuse in access zone and relay zone**

Youngbin Chang, Changyoon Oh, Hyeonjeong Kang, Hyoungkyu Lim, Jaeweon Cho, Jungje Son,  
Panyuh Joo

*Samsung Electronics*

Rakesh Taori

*Samsung Advanced Institute of Technology*

### **1. Introduction**

In this document, we propose interference measurement methods for the purposes of resource reuse. We consider methods for coarse resource allocation and fine resource allocation. The coarse method is based either on the location of the infrastructure stations or the interference measurement as reported by the infrastructure stations. The fine resource allocation can be refined in the access zone by utilizing the scan report messages from the MSs.

### **2. Coarse Resource Allocation Methods**

#### 2.1. Allocation Based on Location Information

The geographical location can be used for the purposes of resource reuse. Even if the actual interference from other stations could be different from geographical information, the interference from other stations has an intermediate relation with path loss.

##### 2.1.1 Location information report when initial entry.

MR-BS can determine the radio reuse based on this location information when FRS is installed in a certain area in the initial time

##### 2.1.2 Location information update for MRS

MRS moves to the other area during operation. If necessary, MR-BS requests the location information to RS, RS report the present location information to MR\_BS.

#### 2.2 Coarse Resource Allocation Based on Interference Measurement

Actual interference measurement results can be used to further refine the radio resource reuse.

##### 2.2.1 Interference measurement when initial entry

When RS is initially power on or loss of signal, RS find the downlink channel for finding neighboring station. After that RS choose the one station and acquire DL/UL parameters for communication. After succeeding registration to MR-BS, MR-BS should allocate the segment/sector to this RS. Hence, If RS stores the preamble

index and each RSSI or CINR, when initial process of network entry, RS can report this information to MR-BS. Therefore, MR-BS can grant initial sector/segment to an RS before starting MR-BS and RS communication.

2.2.2 Interference measurement during RS operation

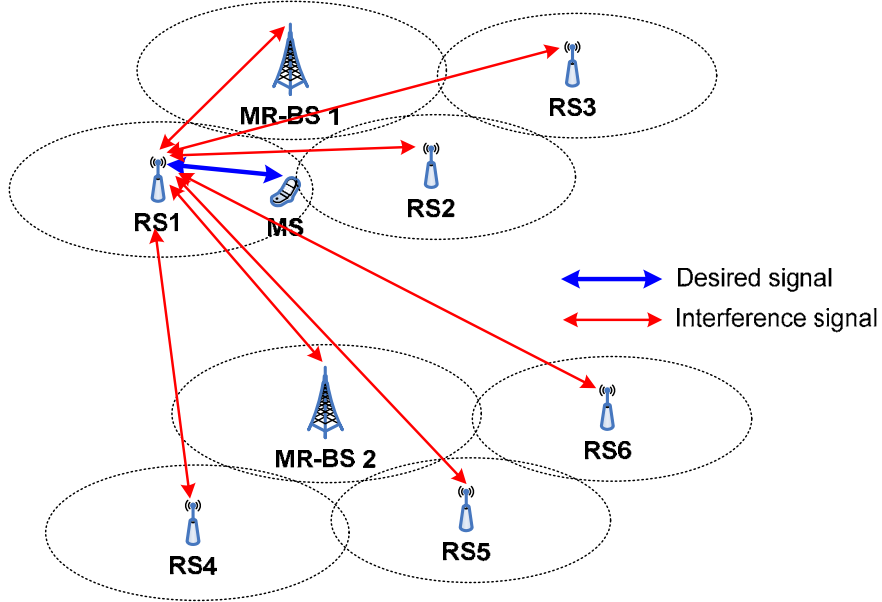


Figure 1. Coarse interference measurement in 2 hop topology

Figure 1 shows the coarse interference measurement in the case of a 2 hop topology. In multi-cell environments, RS needs to measure signals from the neighboring MR-BS and report it. RS can measure the interference from the neighboring MR-BS using DL synchronization symbol within the DL Relay zone as illustrated in Figure 2.

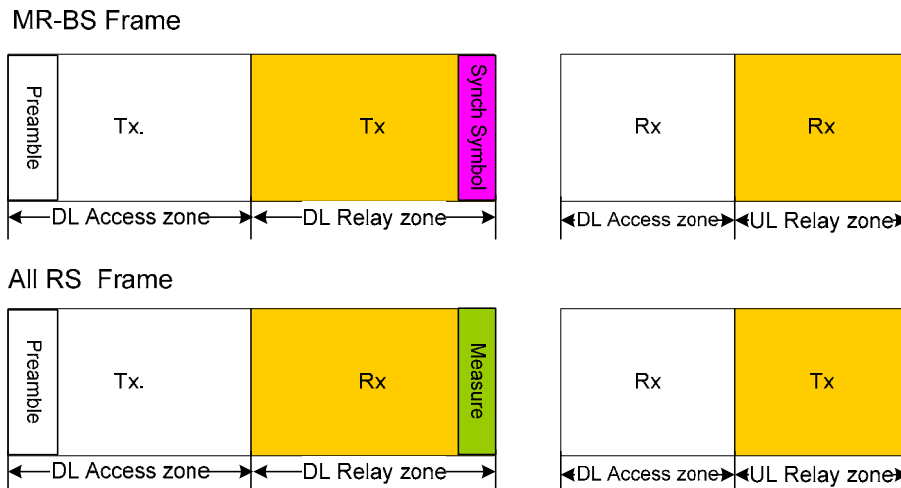


Figure 2. Interference measurement from MR-BS

RS can also measure the interference from the other RSs as shown in Figure 3. When one RS transmits its signature to all other RSs in the DL relay zone when MR-BS do not transmit synchronization symbol, the other

RSs can listen and report the results. In this case, RS1 has one R-RTG overhead. The other RSs can receive in the Rx. mode without any mode transition gap.

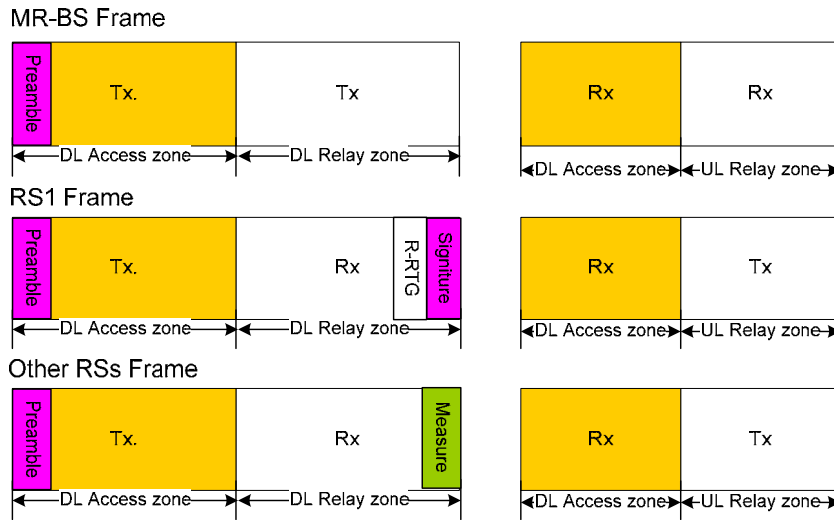


Figure 3. Interference measurement from the other RSs

If the RS1 transmits the RS signal in UL relay zone, other RSs should change the mode from Tx to Rx for receiving the RS1 signature signal.

### 3. Refining the Resource Allocation in the Access Zone

In access zone, the exact interference measurement is at the MS not RS. This interference measurement error increases in case RS coverage is large or RS uses directional antenna with MR-BS. Therefore, some case, MR-BS needs to know the interference situation from MSs for fine resource allocation for the access link.

However, if MR-BS receives interference report from all MSs, the message overhead will be large. Therefore, when MR-BS wants to update the interference situation, the message needs to be optimized.

For MS handover, RS may allocate time for MS to scanning neighbor stations, and collect the data from all serving MSs. However, for the purpose of interference measurement, RS need not report this whole MS scanning to MR-BS.

Figure 4 shows basic idea in this proposal. In Figure 4, RS may manage this MS scanning information. Assume that when this scanning information is sorted regarding neighbor RSs, the first column is more important than the last columns for MR-BS to know interference from neighbor stations. Hence, the MR-BS needs to only know the representative RSSI or CINR values of each neighbor station not know MS CID. This is a main difference of scanning report for handover.

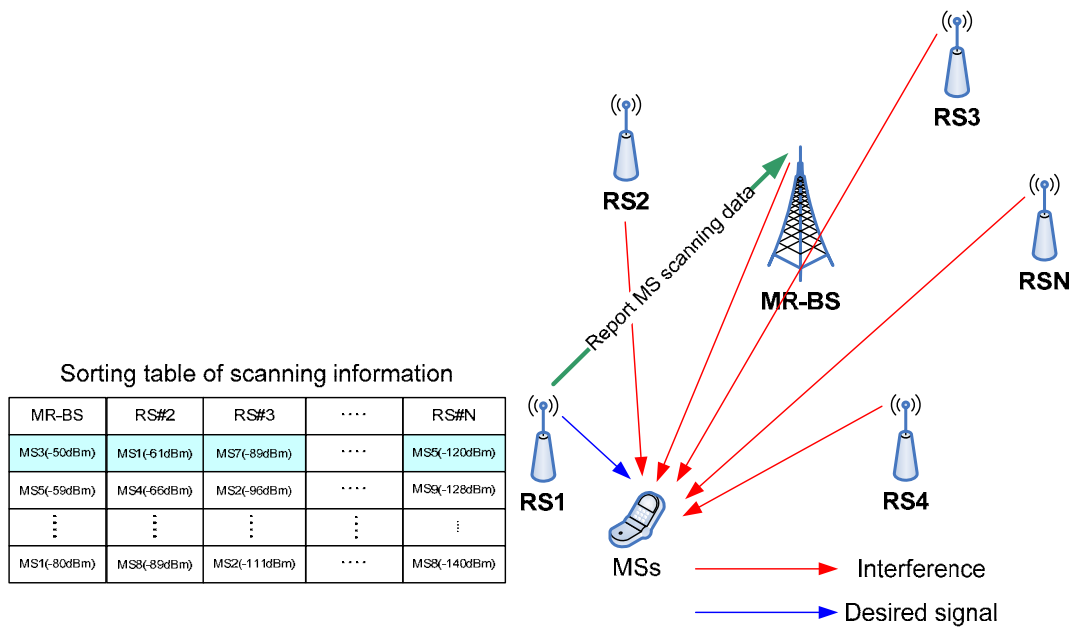


Figure 4. Interference measurement using scanning report of MSs

#### 4. Proposed Text Change

*Insert the new subclause 6.3.27:*

##### 6.3.27.x. RS location reporting for interference estimation

To estimate interference based on the calculation of the path loss between the RSs, MR-BS may use the information related to the location of the individual RSs with respect to each other. To obtain the location information, MR-BS can send a MR\_LOC-REQ message to an RS while the RS responds with a MR\_LOC-RSP message as described in 6.3.2.3.xx. An RS informs the MR-BS about location capability support during the network entry.

##### 6.3.27.x. MS scanning report for interference estimation

To make a refined estimate of the interference in the access zone, the MR-BS may send MS\_SCN-INF-REQ (see 6.3.2.3.xx) to the RSs, and the RS shall respond with a MS\_SCN-INF-RSP (see 6.3.2.3.xx) to MR-BS containing the measurement reports from the MSs in its cell.

*Insert the text end of the subclause 6.3.9.2:*

##### 6.3.9.2. Scanning and synchronization to the downlink

RS follows the scanning and synchronization procedure similar to that of the SS. In addition, however, the RS shall store preamble index and signal strength that are above a certain threshold value in order to report the stored values to the serving MR-BS after registration.

Insert the new subclause 6.3.9.16:

6.3.9.16. Interference report of neighboring stations to MR-BS

After registration with an MR-BS, the RS sends RS\_NBR-MES-REP messages (see 6.3.2.3.xx), containing the signal strength measurement from other stations, to the MR-BS.

Insert the new subclause 6.3.2.3.61:

6.3.2.3.62. RS neighbor station measurement report (RS\_NBR-MEA-REP) message

<u>Syntax</u>	<u>Size</u>	<u>Notes</u>
<u>RS_NBR-MES-REP_Message_Format(){</u>		
<u>  Management Message Type =TBD</u>		
<u>  N_Preamble_Index</u>	<u>8 bits</u>	<u>Number of preamble of neighboring RS/BS</u>
<u>  Begin PHY Specific Section {</u>		
<u>    For (i=0, i&lt; N_Preamble_Index, i++){</u>		
<u>      Preamble Index</u>	<u>8 bits</u>	<u>Scan the preamble index and RSSI values in the neighboring list</u>
<u>    }</u>		
<u>    Report Request TLVs</u>	<u>Variable</u>	<u>TLV specific</u>
<u>  }</u>		

The Report Request TLV may include physical CINR or RSSI of the preamble index.

N\_Preamble\_Index

Number of preamble of neighboring RS/BS.

Insert the new subclause 6.3.2.3.61:

6.3.2.3.63. MS scanning information request (MS\_SCN-INF-REQ) message

<u>Syntax</u>	<u>Size</u>	<u>Notes</u>
<u>MS_SCN-INF-REQ Message Format(){</u>		
<u>  Management Message Type =TBD</u>		
<u>  N_Recommended_STA_Index</u>	<u>8bit</u>	<u>Number of neighboring BS/RS in MOB_NBR-</u>

		<u>ADV message.</u>
<u>Report type</u>	<u>1 bit</u>	<u>0: CINR mean, 1: RSSI mean</u>
<u>For(j=0;j&lt;N_Recommended_STA_Index;j++){</u>		
<u>Neighbor_STA_Index</u>	<u>8 bit</u>	<u>Neighboring BS/RS Index in MOB NBR-ADV message.</u>
<u>}</u>		
<u>}</u>		
	<u>7 bit</u>	<u>Reserved</u>

#### 6.3.2.3.64. MS scanning information response (MS\_SCN-INF-RSP) message

<u>Syntax</u>	<u>Size</u>	<u>Notes</u>
<u>MS_SCN-INF-RSP Message Format(){</u>		
<u>Management Message Type =TBD</u>		
<u>N_Recommended_STA_Index</u>	<u>8bit</u>	<u>Number of neighboring BS/RS in MOB NBR-ADV message.</u>
<u>Report type</u>	<u>1 bit</u>	<u>0: CINR mean, 1: RSSI mean</u>
<u>For(j=0;j&lt;N_Recommended_STA_Index;j++){</u>		
<u>Neighbor_STA_Index</u>	<u>8 bit</u>	<u>Neighboring BS/RS Index in MOB NBR-ADV message.</u>
<u>Signal_strength</u>	<u>8bit</u>	<u>Report type [0: CINR, 1:RSSI ]</u>
<u>}</u>		
<u>}</u>		
<u>_____</u>	<u>7 bit</u>	<u>Reserved</u>

## References

- [1] C80216j-07/136, "On the use of postamble for the relay link, January, 2007.
- [2] 802.16e-2005, "Amendment 2: Physical and Medium Access Control Layers for Combined Fixed and Mobile Operation in Licensed Bands and Corrigendum 1", *IEEE Computer Society and the IEEE Microwave Theory and Techniques Society*, 28 Feb. 2006.