

Project	IEEE 802.16 Broadband Wireless Access Working Group < http://ieee802.org/16 >	
Title	PHY Proposal for IEEE 802.16.3	
Date Sub:	29 October 2000	
Source(s)	Authors: M. Sellars, B. Freeman, G. Athanasiadou Contact: Demos Kostas	Adaptive Broadband 3314 Dartmouth Avenue Dallas, TX 75205 USA Voice: +1 214 520 8411 Fax: +1 214 520 9802 mailto:dkostas@adaptivebroadband.com
Re:	Response to 802.16.3 Invitation to submit contributions representing proposed PHY Solutions.	
Abstract	This proposed PHY addresses the criteria in the Evaluation Table of the Call for Proposals document IEEE802.16.3-00/14 with a flexibly scalable structure that can efficiently respond to the 802.16.3 FRD and allow cost-effective implementations over competitive technologies.	
Purpose	To be considered by 802.16.3 Task Group as the 2-11GHz Licensed bands' FWA PHY Solution	
Notice	This document has been prepared to assist IEEE 802.16. It is offered as a basis for discussion and is not binding on the contributing individual(s) or organization(s). The material in this document is subject to change in form and content after further study. The contributor(s) reserve(s) the right to add, amend or withdraw material contained herein.	
Release	The contributor grants a free, irrevocable license to the IEEE to incorporate text contained in this contribution, and any modifications thereof, in the creation of an IEEE Standards publication; to copyright in the IEEE's name any IEEE Standards publication even though it may include portions of this contribution; and at the IEEE's sole discretion to permit others to reproduce in whole or in part the resulting IEEE Standards publication. The contributor also acknowledges and accepts that this contribution may be made public by IEEE 802.16.	
Patent Policy and Procedures	<p>The contributor is familiar with the IEEE 802.16 Patent Policy and Procedures (Version 1.0) <http://ieee802.org/16/ipr/patents/policy.html>, including the statement "IEEE standards may include the known use of patent(s), including patent applications, if there is technical justification in the opinion of the standards-developing committee and provided the IEEE receives assurance from the patent holder that it will license applicants under reasonable terms and conditions for the purpose of implementing the standard."</p> <p>Early disclosure to the Working Group of patent information that might be relevant to the standard is essential to reduce the possibility for delays in the development process and increase the likelihood that the draft publication will be approved for publication. Please notify the Chair <mailto:r.b.marks@ieee.org> as early as possible, in written or electronic form, of any patents (granted or under application) that may cover technology that is under consideration by or has been approved by IEEE 802.16. The Chair will disclose this notification via the IEEE 802.16 web site <http://ieee802.org/16/ipr/patents/notices>.</p>	

PHY Proposal for IEEE 802.16.3

Introduction

This document gives an outline of the proposed Physical Layer (PHY) for IEEE802.16.3 Broadband Fixed Wireless Access (BFWA) systems in licensed frequency bands from 2-11GHz. This document addresses the criteria listed in the Evaluation Table of the Call for Proposals document IEEE802.16.3-00/14. It incorporates aspects of the IEEE802.16.1 PHY proposals [Foerster00a], to allow reduced equipment cost and to reap the benefits of re-using a proven technology. Single-carrier modulation is proposed to take advantage of this proven technology. Figure 1 shows the wireless access reference model, with SOHO (small office/home office), business and home users communicating with the core network over fixed wireless links.

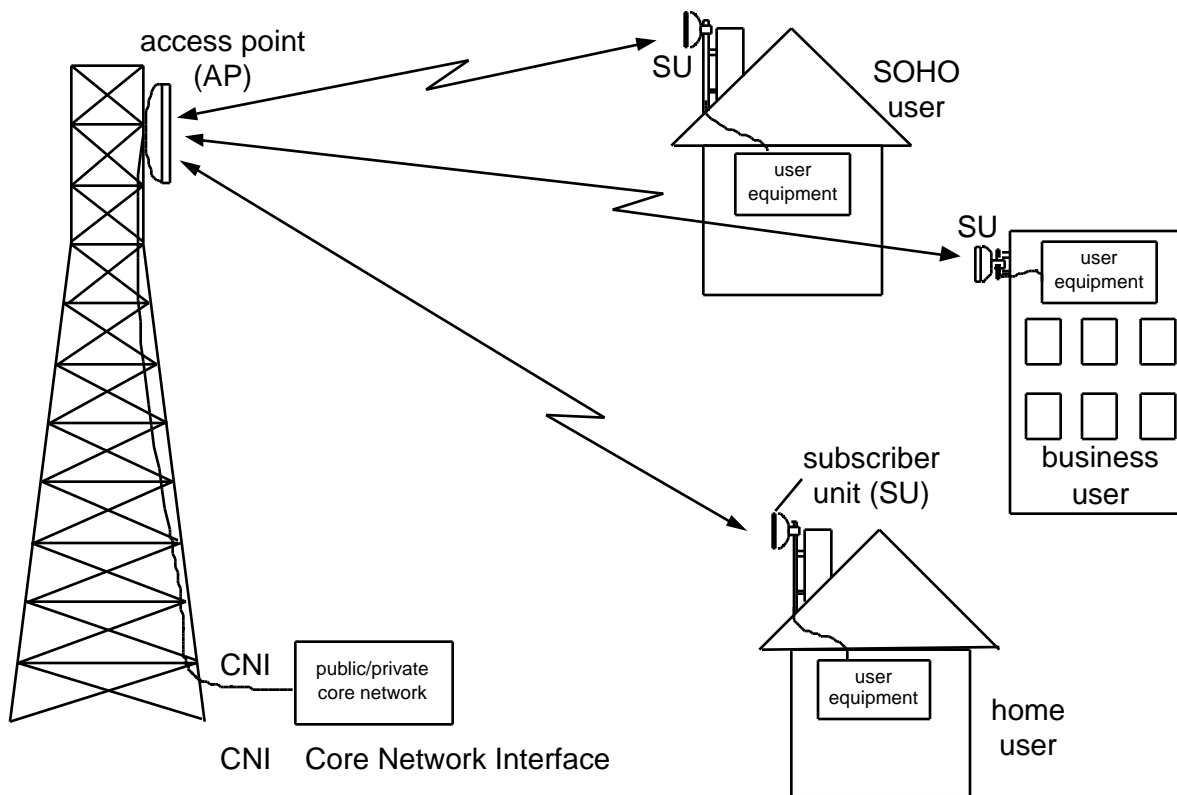


Figure 1 Wireless Access Reference Model

Key Features of the PHY Proposal

The main features of this PHY proposal are a single-carrier modulation scheme with TDMA/DAMA multiple-access, and TDD duplexing. QPSK and QAM constellations, up to 64-QAM, are supported. Hybrid ARQ and variable-rate FEC is proposed for error-correction. Directional antennas combined with equalizers are used to effectively combat multipath.

Multiplexing and Multiple Access Technique

Multiplexing and multiple access is accomplished with time-division (TD) and demand-assigned multiple access (DAMA). Both upstream and downstream channels are divided into a number of timeslots. The MAC layer in the access point (AP) controls the timeslot allocation between different users and for different services. For example, timeslots are allocated for registration, contention or user traffic (uplink), and for control signals and data traffic (downlink).

Duplexing Technique

Time-division duplex (TDD) is used to allow upstream and downstream transmission on a single carrier frequency [Kostas00a]. TDD benefits include efficient statistical multiplexing of bursty sources, as well as dynamic allocation of upstream and downstream capacity. This is an important capability for BFWA systems because some users (e.g., residential) in a particular sector may require high downstream capacity for web browsing or video streaming, whilst other users (e.g., SOHO) may require high upstream capacity for web-hosting. TDD allows a mixture of users to be served by the same sector from a single access point (AP), by dynamically allocating upstream and downstream capacity between different users. The TDD frame is divided into a downstream and an upstream subframe, each consisting of a number of slots, as shown in Figure 2. The length of each subframe is controlled on a per-burst basis by the MAC in the AP, thus permitting more efficient response to changes in upstream and downstream traffic changes. A small guard period G_p is used to separate the upstream and downstream subframes. Unlike FDD, which requires duplex frequency spacing, TDD does not require paired frequencies, and so allows more flexible allocation and re-arrangement of channel frequencies. TDD reduces transceiver cost, since only a single radio front-end is needed. Uplink and downlink radio channel reciprocity is a significant advantage of TDD, allowing efficient antenna diversity and pre-coding techniques to be effectively used for reducing multipath.

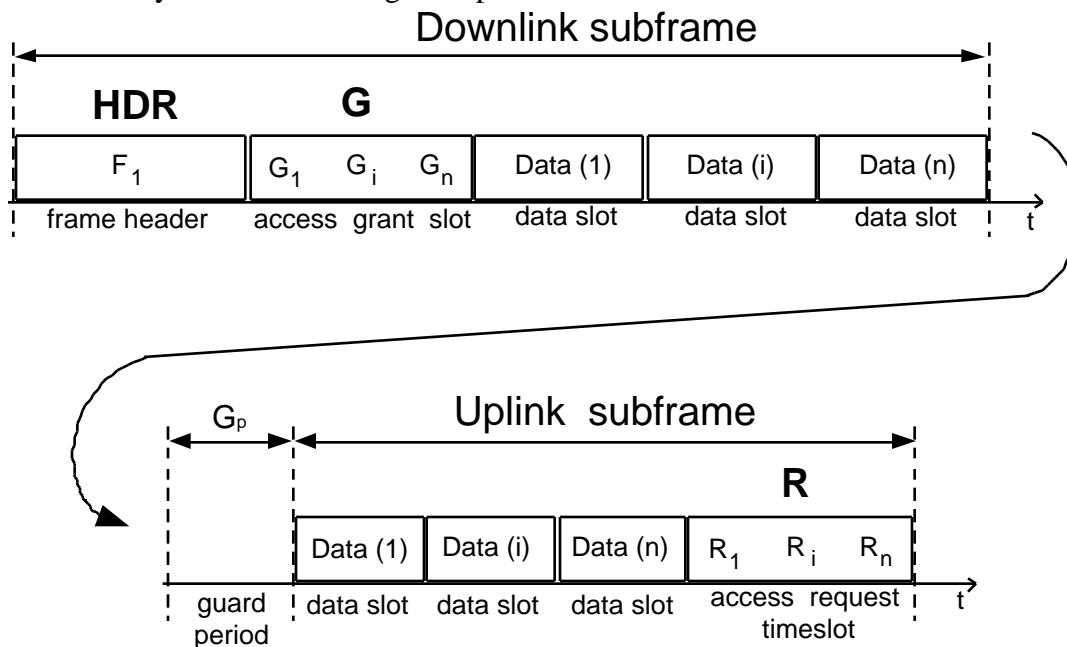


Figure 2 TDD frame showing downstream and upstream subframes

Modulation Scheme

Single-carrier modulation is used on both uplink and downlink. Supported constellations are QPSK, 16-QAM and 64-QAM, with additional support for 8-QAM and 32-QAM. The AP transmits downstream frame headers in the lowest common constellation, typically QPSK. Each frame header contains a preamble to allow subscriber units (SU's) to synchronize with the AP signal. The MAC in the AP selects the appropriate QAM constellation for each SU, based on channel quality and signal strength information.

Coding and ARQ

Data packets use automatic repeat request (ARQ), combined with variable-rate forward error correction (FEC) coding. All timeslots are terminated in a 16-bit cyclic redundancy check (CRC) sequence, which is used at the receiver to generate either a positive acknowledgement (ACK) or negative acknowledgement (NACK). The CRC allows very fast turnaround times of the order of a few μ s. On radio channels with high SNR and low delay spread, the FEC block coding is very light, with most of the error recovery being performed with ARQ in the MAC layer. This means that on clear line-of-sight (LOS) channels, FEC overhead is very low. Control signals and ACK packets are much shorter than user data packets, and carry higher FEC overhead. On channels with low SNR or higher delay spread, the MAC increases the FEC loading to provide greater resilience to bit errors and reduce dependence on ARQ. The MAC in the AP uses channel information from each SU to adjust the FEC level for each individual SU. The use of a hybrid ARQ/FEC scheme makes best use of ARQ and FEC for different channels [Matoba98a]. ARQ is very efficient for clear, LOS channels, but throughput drops as the channel degrades. On the other hand, FEC offers good data protection in severe channel conditions, but carries an excessive overhead when the channel conditions are not severe.

Anti-Multipath Techniques

It is proposed that AP use directional antennas with narrow beamwidth in elevation (less than 10°), but wider beamwidth in azimuth (30° - 60°) in order to illuminate a wider sector and SU's use narrow-beam spot antennas of 20° by 20° or less, to restrict multipath as much as possible. The directional antennas should restrict the rms delay spread to $1\mu\text{s}$ or less [PorterJW99a], [Erceg99a]. Using a maximum symbol rate of 12.5MHz ($T_s = 80\text{ns}$) gives channel lengths from 10 – 30 symbols at most [Falconer00a]. Time-domain equalization proposed is using a decision feedback equalizer (DFE), as shown in Figure 3, with adaptation using the LMS algorithm. A preamble of length 32 symbols is used on each packet for synchronization. On the downlink, the SU equalizer makes use of the continuous frame headers from the AP to update its coefficients. On the uplink, the AP equalizer may use coefficients from a previous transmission from the same SU, if the time interval between subsequent bursts is short (warm start-up) [Sellars00a]. However, for long time intervals between bursts from a SU, or during random access slots, the equalizer coefficients are re-trained using either a fast start-up LMS algorithm [Sellars99a], or a reduced-complexity RLS algorithm [Cimini96a], [Drewes98a]. A DFE is to be used at both the AP and SU terminals. However, one option to reduce the equalization burden on the AP during random access slots, is to use pre-coding at the SU before transmission [Sellars00b].

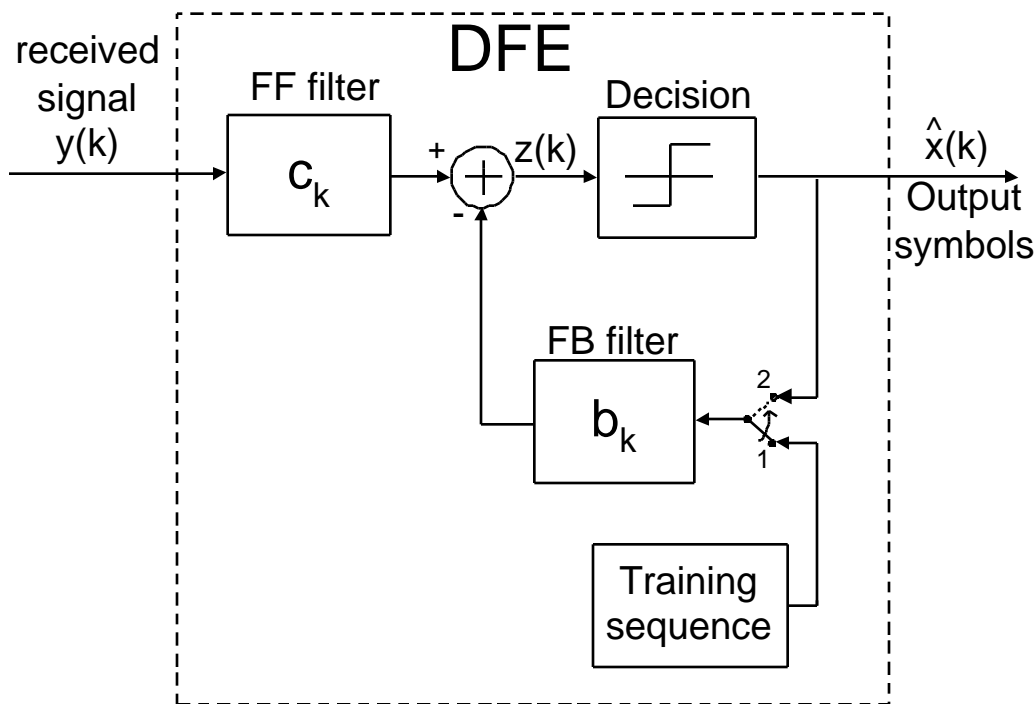


Figure 3 Decision feedback equalizer (DFE) for time-domain equalization

Radio parameters

Single-carrier modulation is much less sensitive to amplifier non-linearities than multicarrier schemes, and the low peak-rms power ratios require less amplifier back-off, particularly for low-order QAM constellations. Single-carrier modulation is less sensitive to frequency-offsets and phase noise than multicarrier modulation. Proposed transmit and receive filters are square-root raised cosine, with roll-off of 0.35

A combination of ARQ as an outer code, and FEC as an inner code, is used to ensure that an error rate of 10^{-10} at the Network Layer is achieved. Two examples are quoted, both using an ARQ outer code with 16-bit CRC. The first uses a Reed-Solomon RS(67,63) inner code, and operates at a raw channel BER of 1.7×10^{-3} . The second example uses a RS(71,63) inner code, and operates at a raw channel BER of 4.3×10^{-3} . Table 1 gives radio parameters for three different QAM schemes:

Table 1 Radio parameters

Modulation scheme	Bandwidth efficiency (Bps/Hz)	Peak-rms power (dB)	SNR for channel BER = 1.7×10^{-3} ARQ and RS(67,63) (dB)	SNR for channel BER = 4.3×10^{-3} ARQ and RS(71,63) (dB)
QPSK	2	2.4	10.3	9.4
16-QAM	4	3.4	17.0	16.1
64-QAM	6	3.7	23.0	22.0

In the bands 2-11GHz, three likely bands have been addressed: 5GHz band, MMDS band (2.4GHz) and the European WLL band (3.5GHz) band. Each band will have different channelization and data rates. Some examples are given in Table 2.

Table 2 Likely bandwidths and symbol rates for different frequency bands

Frequency Band (GHz)	Symbol rate (MHz)	Channel BW (MHz)
2.4	4.2	6
3.5	2.1	3.5
5	12.5	15

Table 3 shows the gross bit rates, as well as effective data rates assuming a MAC efficiency of 80% (typical figure for ARQ only), for each of the different modulation schemes in the different frequency bands.

Table 3 Gross and effective data rates

Modulation scheme	Gross bit rate (Mbps)			Effective data rate (Mbps)		
	2.4GHz	3.5GHz	5GHz	2.4GHz	3.5GHz	5GHz
QPSK	8.3	4.2	25	6.6	3.3	20
16-QAM	16.7	8.3	50	13.4	6.7	40
64-QAM	25	12.5	75	20	10	60

References

- [Cimini96a] K.R. Narayanan and L.J. Cimini, "Equalizer Adaptation Algorithms for High-speed Wireless Communications", IEEE Vehicular Tech. Conf. (VTC'96), Vol.2, pg.681-685, 1996
- [Drewes98a] R. Hasholzner, C. Drewes and J.S. Hammerschmidt, "The Effects of Multiple Access Schemes on Equalization for Broadband WLL Systems", IEEE Vehicular Tech. Conference 1998
- [Erceg99a] V. Erceg, *et al.*, "A Model for the Multipath Delay Profile of Fixed Wireless Channels", IEEE Journal Selected Areas Communications, Vol.17, No.3, March 1999, pg.399-408
- [Falconer00a] D. Falconer and S.L. Ariyavisitakul, IEEE 802.16.3c-00/13, "Modulation and Equalization Criteria for 2-11GHz Fixed Broadband Wireless Systems", 24 August 2000
- [Foerster00a] J. Foerster, IEEE802.16.1p-00/07r2, "Draft Physical Layer Specification for the 802.16.1 Air Interface Standard", 13 July 2000
- [Kostas00a] D. Kostas, IEEE802.16hc-00/07, "Specifying TDD for the proposed WirelessHUMAN Standard", 2 September 2000
- [Matoba98a] N. Matoba, Y. Kondo and T. Tanaka, "Performance of Real-Time Video Transmission using Error Control over Rayleigh and Rician Fading Channels" IEEE PIMRC'98 Conference, September 1998, (Boston, MA)
- [PorterJW99a] J.W. Porter and J.A. Thweatt, "Microwave Propagation Characteristics in the MMDS Frequency Band", IEEE ICC'2000 Conference, June 2000
- [Sellars99a] M.P. Sellars, S.D. Greaves, J. Porter, A. Hopper and W.J. Fitzgerald, "Performance of a Fast Start-up Equalizer for Indoor Radio", IEEE PIMRC'99 Conference, September 1999, (Osaka, Japan)
- [Sellars00a] M.P. Sellars, "Low Complexity Equalization Techniques for Broadband Indoor Radio", PhD Thesis, Dept. of Engineering, Univ. of Cambridge, March 2000

2000-10-29

IEEE 802.16.3c-00/28

[Sellars00b] M.P. Sellars, S.D. Greaves, I.J. Wassell, J. Porter and W.J. Fitzgerald
for Indoor Radio Communications”, IEEE Communications Letters, November 2000

“Stabilized Precoder