

Project	<b>IEEE 802.16 Broadband Wireless Access Working Group</b> < <a href="http://ieee802.org/16">http://ieee802.org/16</a> >	
Title	<b>Attachment relating to comments on document 802.16ab-01/01r2</b>	
Date Submitted	<b>2001-10-18</b>	
Source(s)	Yigal Leiba Yossi Segal Itzik Kitroser Dr. Zion Hadad Moshe Levinson  Runcom Technologies LTD. 2 Ahoma St. 75655, Rishon Lezion Israel	Voice: 972-3-9528440 Fax: 972-3-9528805 <a href="mailto:yigall@runcom.co.il">yigall@runcom.co.il</a> <a href="mailto:yossis@runcom.co.il">yossis@runcom.co.il</a> <a href="mailto:itzikk@runcom.co.il">itzikk@runcom.co.il</a> <a href="mailto:zionh@runcom.co.il">zionh@runcom.co.il</a> <a href="mailto:moshel@runcom.co.il">moshel@runcom.co.il</a>
Re:	Working group review, document IEEE 802.16-01/49	
Abstract	The document contains text and drawings that relate to comments submitted on document P802.16ab-01/01r2	
Purpose	For insertion into document P802.16ab-01/01r2	
Notice	This document has been prepared to assist IEEE 802.16. It is offered as a basis for discussion and is not binding on the contributing individual(s) or organization(s). The material in this document is subject to change in form and content after further study. The contributor(s) reserve(s) the right to add, amend or withdraw material contained herein.	
Release	The contributor grants a free, irrevocable license to the IEEE to incorporate material contained in this contribution, and any modifications thereof, in the creation of an IEEE Standards publication; to copyright in the IEEE's name any IEEE Standards publication even though it may include portions of this contribution; and at the IEEE's sole discretion to permit others to reproduce in whole or in part the resulting IEEE Standards publication. The contributor also acknowledges and accepts that this contribution may be made public by IEEE 802.16.	
Patent Policy and Procedures	<p>The contributor is familiar with the IEEE 802.16 Patent Policy and Procedures (Version 1.0) &lt;<a href="http://ieee802.org/16/ipr/patents/policy.html">http://ieee802.org/16/ipr/patents/policy.html</a>&gt;, including the statement "IEEE standards may include the known use of patent(s), including patent applications, if there is technical justification in the opinion of the standards-developing committee and provided the IEEE receives assurance from the patent holder that it will license applicants under reasonable terms and conditions for the purpose of implementing the standard."</p> <p>Early disclosure to the Working Group of patent information that might be relevant to the standard is essential to reduce the possibility for delays in the development process and increase the likelihood that the draft publication will be approved for publication. Please notify the Chair &lt;<a href="mailto:r.b.marks@ieee.org">mailto:r.b.marks@ieee.org</a>&gt; as early as possible, in written or electronic form, of any patents (granted or under application) that may cover technology that is under consideration by or has been approved by IEEE 802.16. The Chair will disclose this notification via the IEEE 802.16 web site &lt;<a href="http://ieee802.org/16/ipr/patents/notices">http://ieee802.org/16/ipr/patents/notices</a>&gt;.</p>	

New section to add to the OFDMA MAC section:

### 6.2.7.10.1.3 OFDMA data mapping

MAC data shall be mapped to an OFDMA **Region** (see 6.2.7.10.1.2) using the following algorithm:

1. Segment the data into blocks sized to fit into one FEC block.
2. Each FEC block spans one OFDMA sub-channel in the sub-channel axis and three OFDMA symbols in the time axis (see figure 153). Map the FEC blocks such that the lowest numbered FEC block occupies the lowest numbered sub-channel in the lowest numbered OFDMA symbol.
3. Continue the mapping such that the OFDMA sub-channel index is increased for each FEC block mapped. When the edge of the **Region** is reached, continue the mapping from the lowest numbered OFDMA sub-channel in the next OFDMA symbol.

Figure 2 below illustrates the order in which FEC blocks are mapped to OFDMA sub-channels and OFDMA symbols.

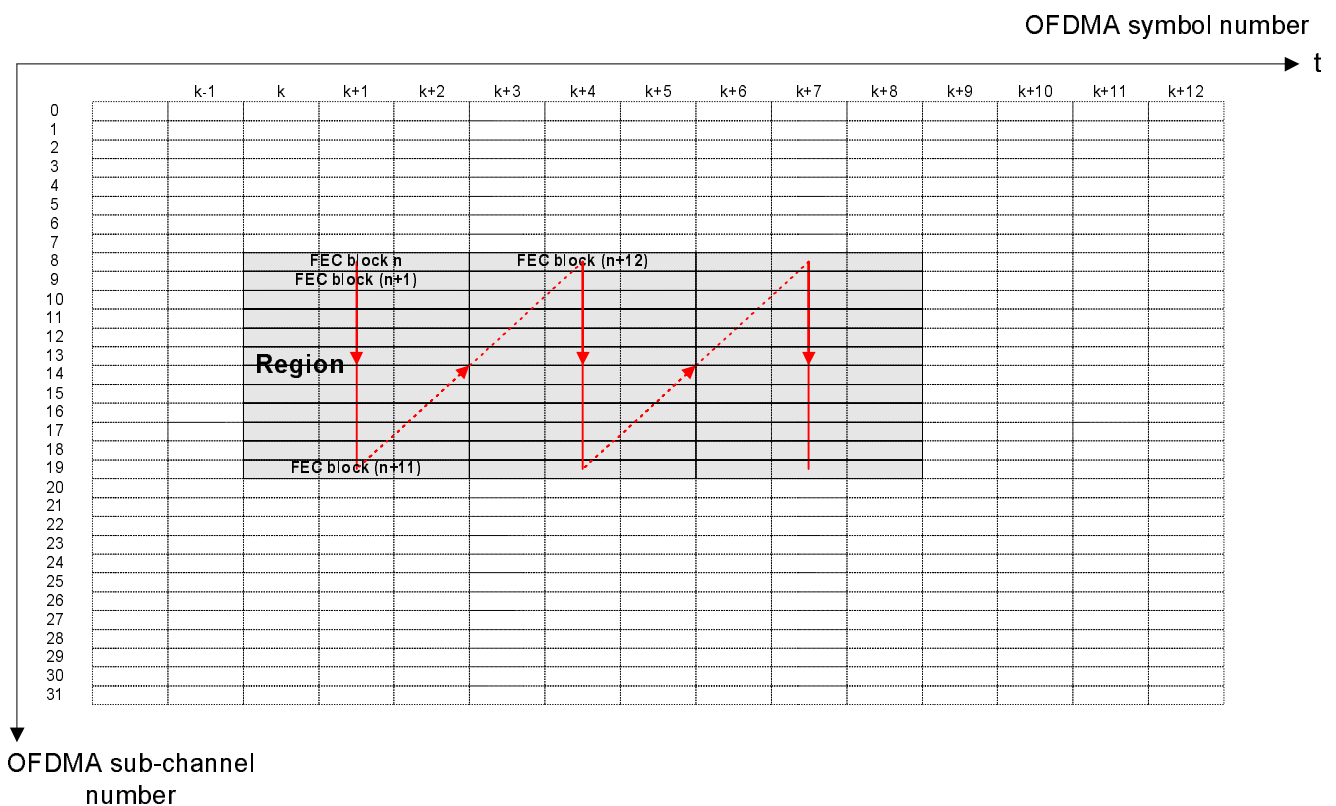


Figure 1: OFDMA data mapping

Figures to add to the PHY section:

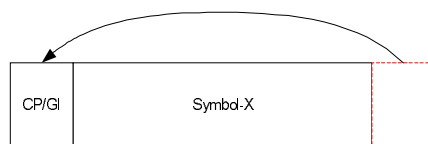


Figure 2: Data/Short ranging symbol format

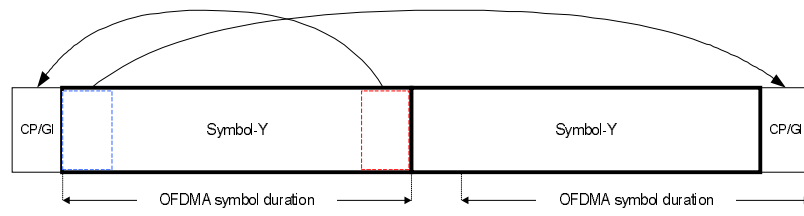


Figure 3: Long ranging symbol format

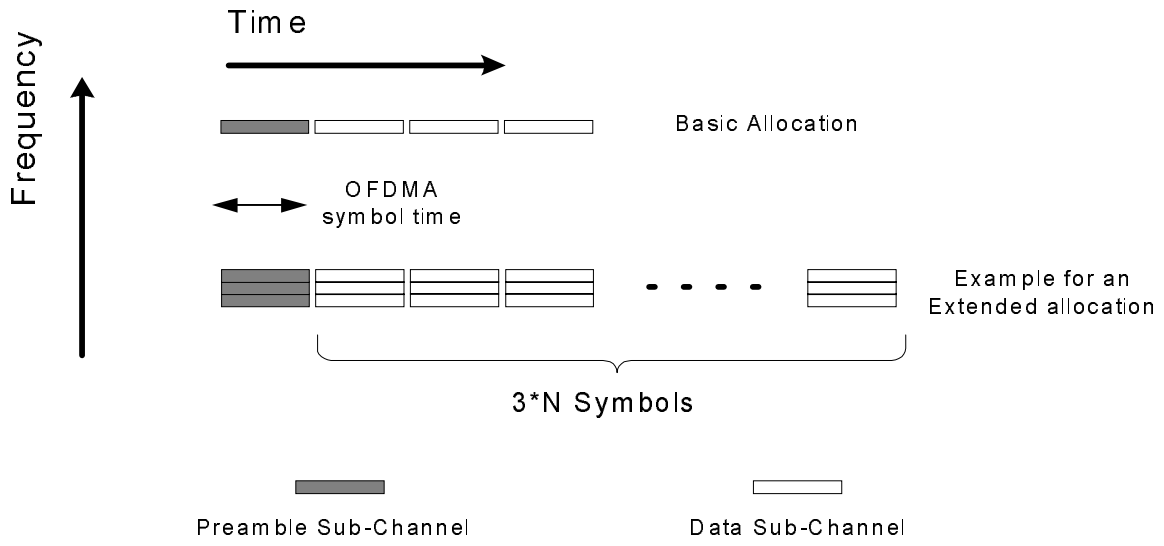


Figure 4: UL bandwidth allocation