

## Proposal for the ARQ Error Correction Mechanism for the 802.16.4 MAC Layer

### IEEE 802.16 Presentation Submission Template (Rev. 8)

Document Number:

IEEE 802.16.4p-01/21

Date Submitted:

2001-03-12

Source:

Demos Kostas  
Adaptive Broadband Corp.  
3314 Dartmouth  
Dallas TX, 75205 USA

Voice: 214 520 8411  
Fax: 214 520 9802  
E-mail: dkostas@adaptivebroadband.com

Venue:

12 March 2001: IEEE 802.16.HiltonHead, SC

Base Document:

IEEE 802.16.4c-01/21

Purpose:

This document's purpose is to facilitate the author's presentation and the reader's understanding of the Base Document

Notice:

This document has been prepared to assist IEEE 802.16. It is offered as a basis for discussion and is not binding on the contributing individual(s) or organization(s). The material in this document is subject to change in form and content after further study. The contributor(s) reserve(s) the right to add, amend or withdraw material contained herein.

Release:

The contributor grants a free, irrevocable license to the IEEE to incorporate text contained in this contribution, and any modifications thereof, in the creation of an IEEE Standards publication; to copyright in the IEEE's name any IEEE Standards publication even though it may include portions of this contribution; and at the IEEE's sole discretion to permit others to reproduce in whole or in part the resulting IEEE Standards publication. The contributor also acknowledges and accepts that this contribution may be made public by IEEE 802.16.

IEEE 802.16 Patent Policy:

The contributor is familiar with the IEEE 802.16 Patent Policy and Procedures (Version 1.0) <<http://ieee802.org/16/ipr/patents/policy.html>>, including the statement "IEEE standards may include the known use of patent(s), including patent applications, if there is technical justification in the opinion of the standards-developing committee and provided the IEEE receives assurance from the patent holder that it will license applicants under reasonable terms and conditions for the purpose of implementing the standard."

Early disclosure to the Working Group of patent information that might be relevant to the standard is essential to reduce the possibility for delays in the development process and increase the likelihood that the draft publication will be approved for publication. Please notify the Chair <<mailto:r.b.marks@ieee.org>> as early as possible, in written or electronic form, of any patents (granted or under application) that may cover technology that is under consideration by or has been approved by IEEE 802.16. The Chair will disclose this notification via the IEEE 802.16 web site <<http://ieee802.org/16/ipr/patents/letters>>.

# ***802.16.1 MAC Layer ARQ Proposal***

**Why FEC and ARQ for 802.16.4 ?**

**March 12, 2001**

**Demos Kostas**

**Adaptive Broadband Corp**

**ERROR CONTROL DESIGN OBJECTIVE:**

**ACHIEVING THE REQUIRED IEEE 802.16.4  
P-MP FBWA PERFORMANCE WITH AN  
EFFICIENT AND COST-EFFECTIVE ERROR  
CONTROL TECHNIQUE**

## **FBWA ERROR CONTROL DESIGN CONSIDERATIONS:**

- ENVIRONMENTAL AND TIME STATISTICALLY VARIABLE PROPAGATION CONSTRAINTS**
- COST- EFFECTIVE MEANS TO MEET APPLICATIONS PERFORMANCE REQUIREMENTS**
- EC IMPLEMENTATION FLEXIBILITY TO EFFECTIVELY MEET FBWA SYSTEM REQUIREMENTS**

## **FBWA ERROR CONTROL MEANS TOWARD OBJECTIVES:**

- FEC: CONSTRAINED BY ERROR STATISTICS INSTABILITY, NO FEEDBACK, AND FEC REDUNDANCY/INEFFICIENCIES, COMPLEXITY, AND DELAY**
- ARQ: CONSTRAINED BY RETRANSMISSION AND ACK/NACK CHANNEL INEFFICIENCIES, STORAGE COMPLEXITIES, AND DELAY**
- FEC HAS A FIXED BW PENALTY ASSOCIATED WITH THE CODE RATE. WITH ARQ BW TAKEN BY RETRANSMISSION IS DEPENDENT ON THE CHANNEL BER AND HENCE THE  $E_b/N_0$**
- HYBRID FEC- ARQ: COMPLEMENTARY MEANS FOR OPTIMALLY MEETING EC REQUIREMENTS THROUGH ADAPTIVE CONSOLIDATION OF MAC-LAYER ARQ AND PHY-LAYER FEC**

# Proposed ARQ Scheme Structure

Proposed ARQ Scheme packet length is approx. 500 bits to send an ATM cell. Each packet contains a 16 bit CRC word to enable the selective ARQ scheme to detect if the packet has been received error free or not. If one or more bit errors is detected, then that ATM cell is repeatedly resent, until it has been received error free, or its retransmit lifetime has expired.



The maximum code rate for the ARQ scheme is therefore:  $(500 - 16) / 500 = 0.968$

If the ARQ scheme retransmits data then the code rate will decrease e.g.

¥ If 5% of packets are re-sent once then the code rate is

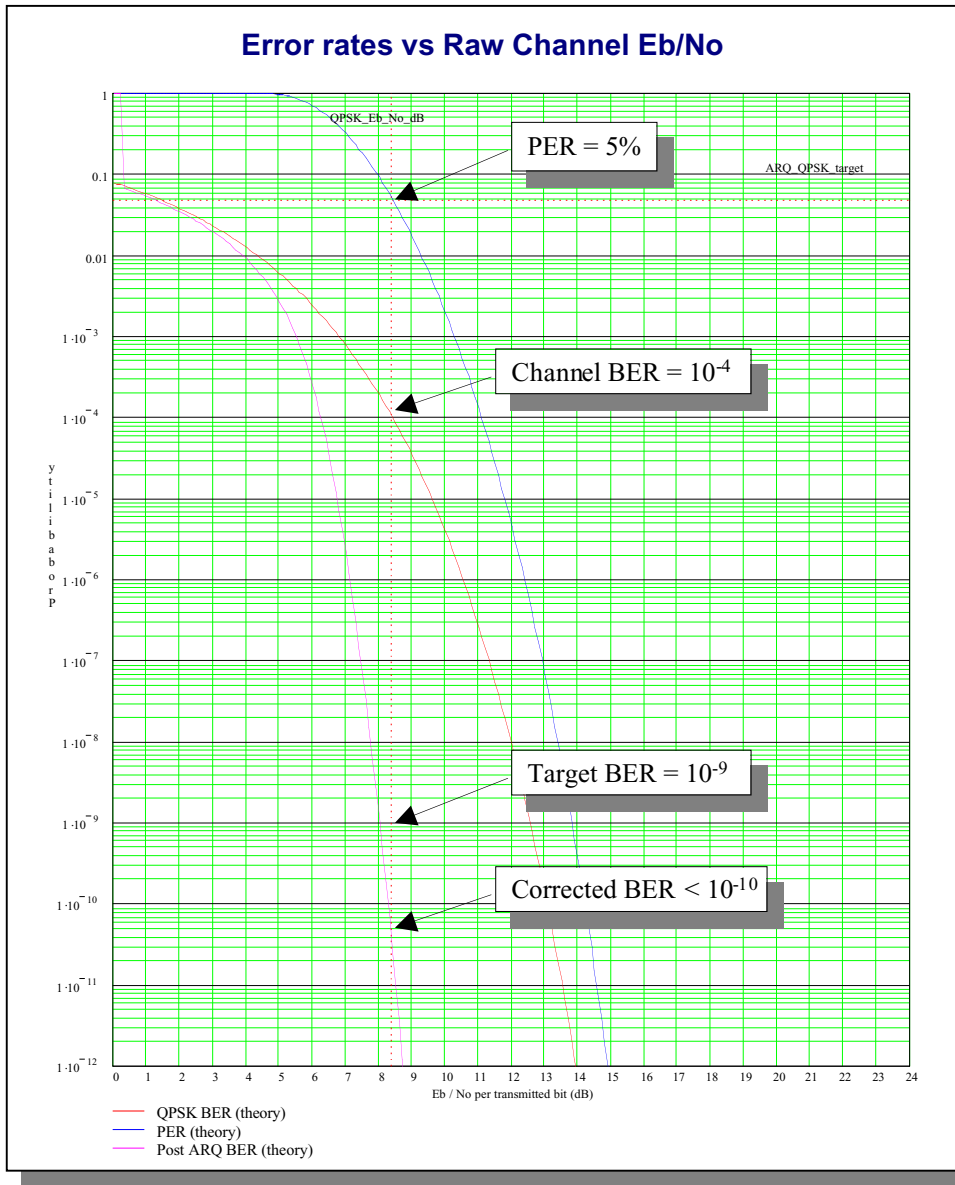
$$0.95 * 0.968 + 0.05 * (500-16) / 1000 = 0.9438$$

or

¥ If 100 % of packets are resent 5 times then the code rate is

$$(500 - 16) / (500 * 6) = 0.16$$

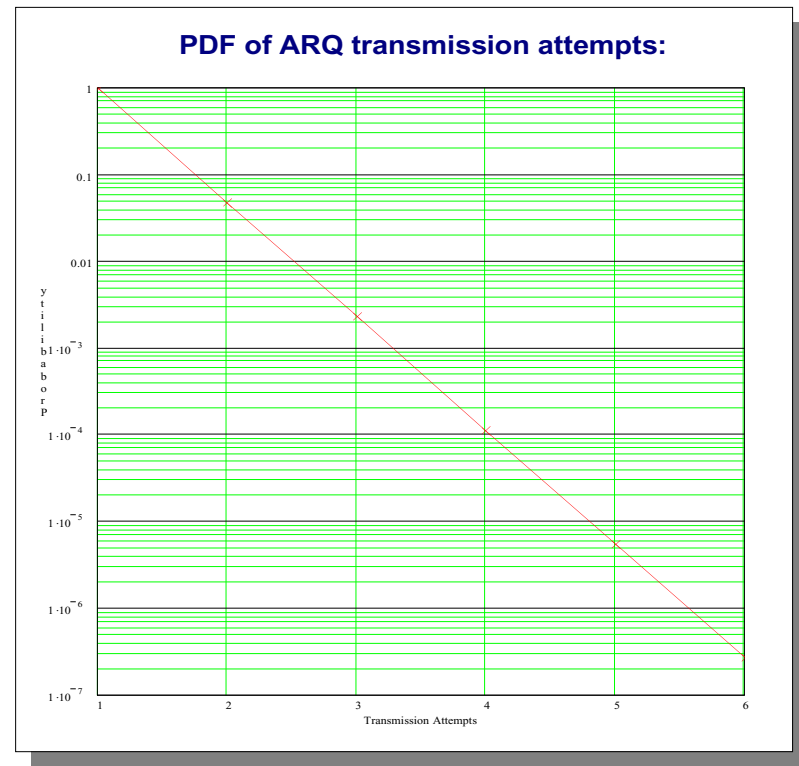
# An ARQ Performance Example



An ARQ system has a packet size of 500 bits and a packet lifetime of 6 transmission attempts.

With the chosen operating point of 8.4 dB  $E_b/N_0$  or 11.4 dB CNR, this yields a corrected BER of  $10^{-10}$ , giving an order or magnitude margin over the target BER of  $10^{-9}$ .

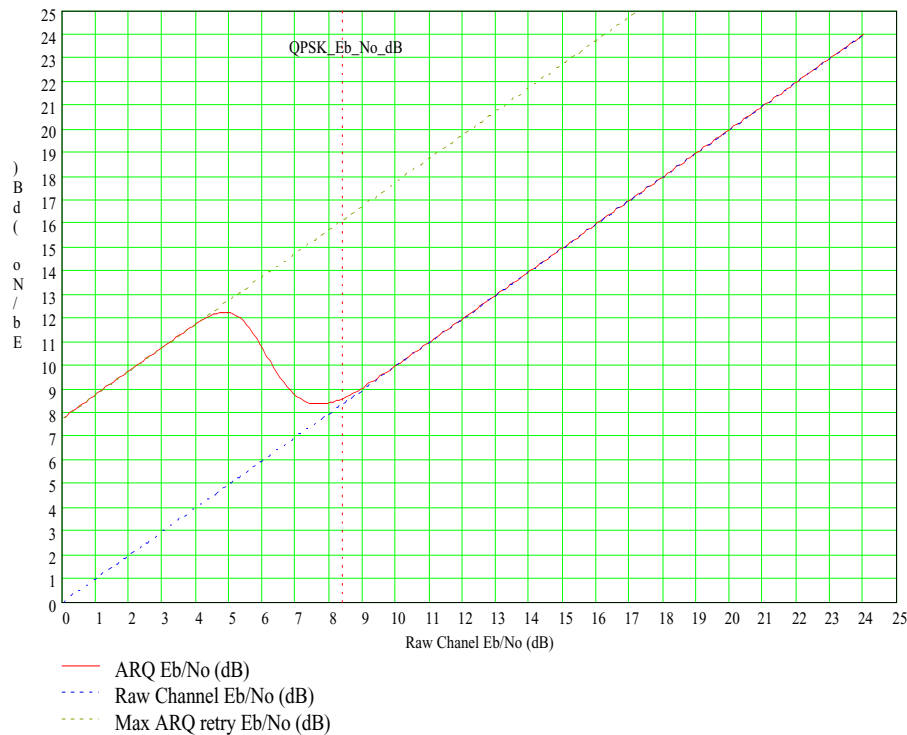
The individual Packet Error Rate is 5%. The plot below shows the PDF for the 6 ARQ attempts at 8.4 dB  $E_b/N_0$ .



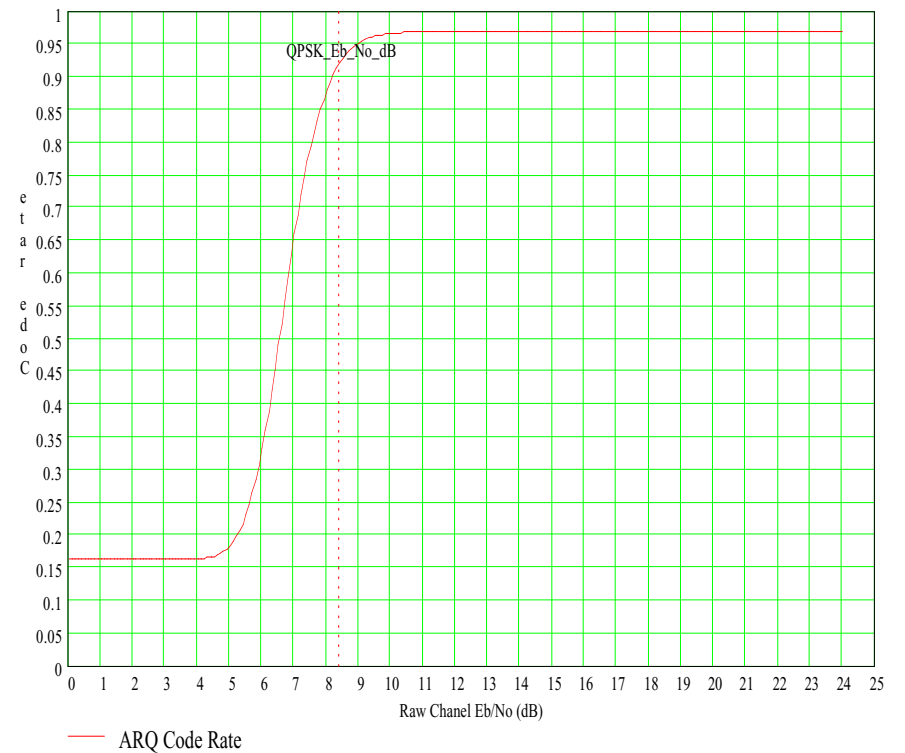
# How does ARQ affect Eb/No?

With a standard FEC scheme, e.g. Reed Solomon, there is a fixed bandwidth penalty associated with the code rate.  
With ARQ the bandwidth taken by the retransmissions is dependant upon the channel BER and hence channel Eb/No.

## How ARQ retransmits affects Eb/No

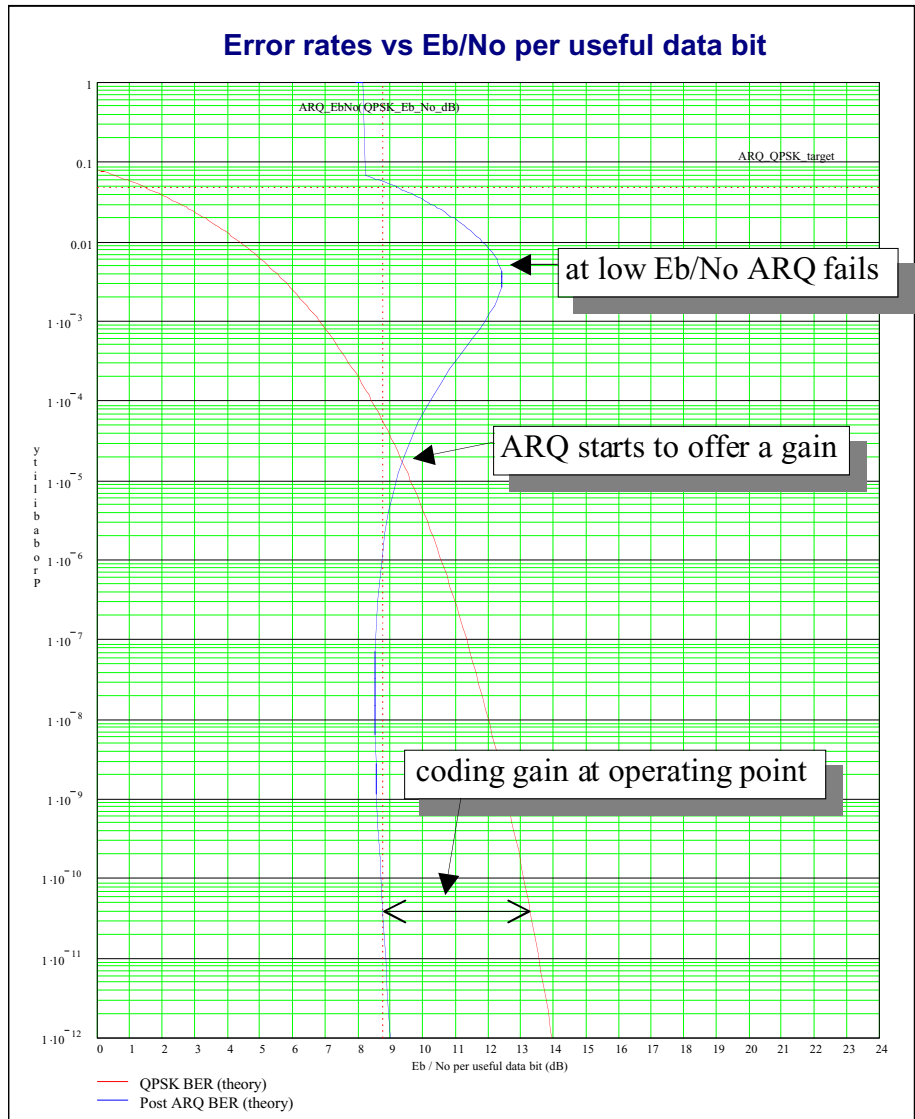


## ARQ Code Rate

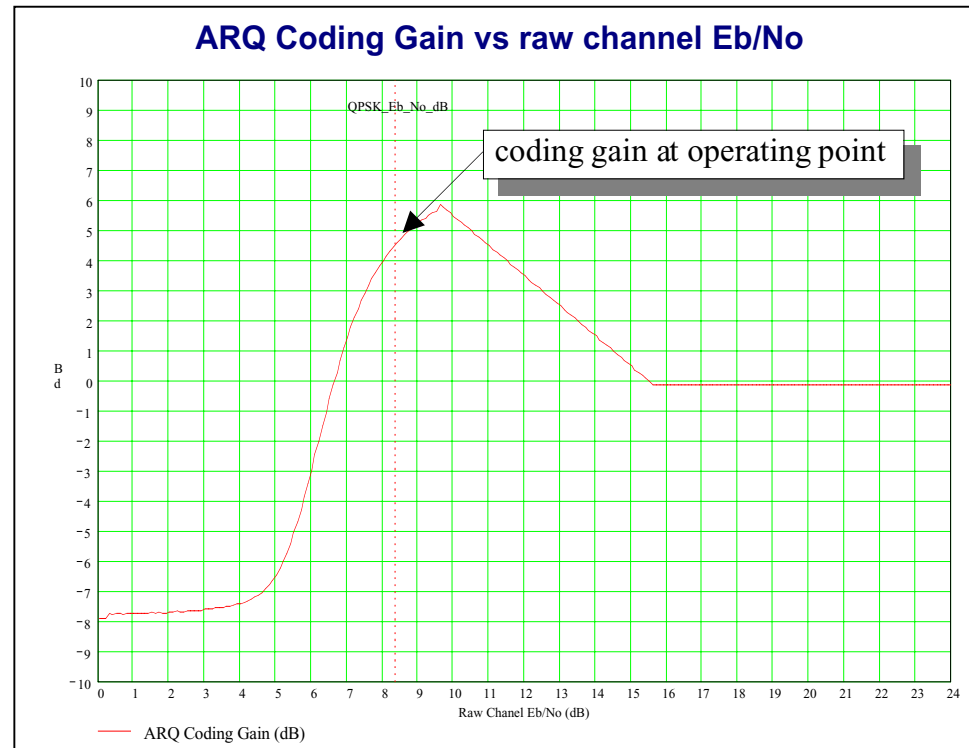




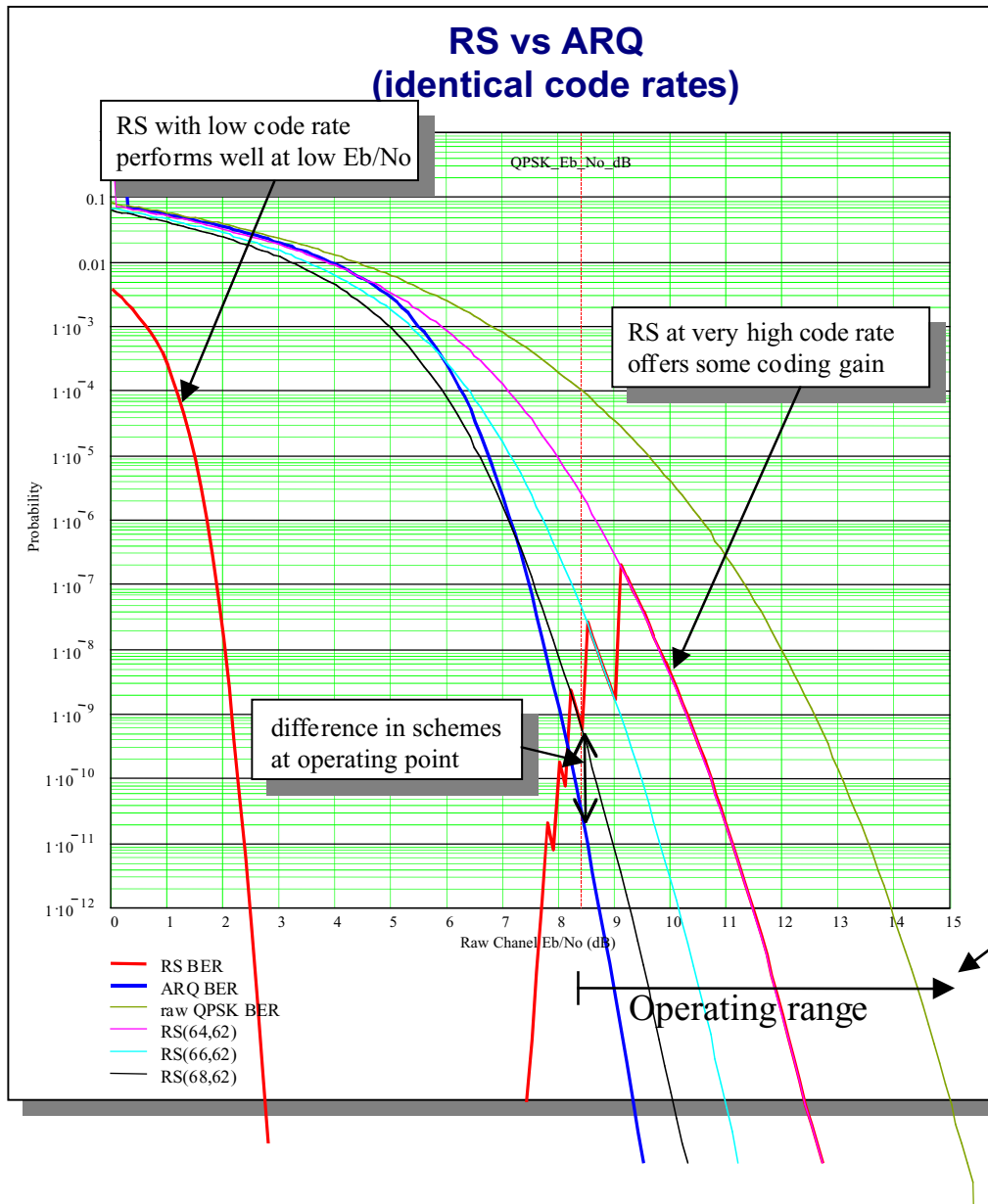
# ARQ Coding Gain



In order to calculate coding gain, it is necessary to plot the post ARQ BER curve against Eb/No per useful data bit i.e. taking the ARQ bandwidth expansion into account. This is so that the ARQ scheme can be compared with raw QPSK on a like for like basis, i.e. each scheme has the same Eb/No per data bit. This yields a rather odd shaped graph which shows how ARQ copes badly at low Eb/No and then recovers at high Eb/No.



# ARQ vs Reed Solomon



In order to make a fair comparison between ARQ and Reed Solomon, the BER performance has been plotted for both schemes using identical code rates at any given Eb/No. This is done by calculating the code rate of ARQ at a given Eb/No and then using a RS code with the same code rate (or as close as possible).

At very low Eb/No, RS outperforms ARQ as it gets a code rate of 1/6. But at higher Eb/No and near our operating Point, ARQ outperforms RS at a code rate of 0.97.

The jagged RS graph is due to the fact that RS code rates are not continuous, and hence the code rate has discrete jumps. At very high Eb/No, the ARQ and RS code rate approach 0.97 and ARQ beats RS on coding gain.

All Subscriber Units should have an Eb/No in excess of the operating point, hence we are only concerned with the relative performance of the error correction schemes in this region.

## ARQ Vs. RS FEC Conclusion

Proposed ARQ Error Correction with a code rate of 0.97 or greater (depending on  $E_b/N_0$ ).

Reed Solomon FEC code cannot match the performance of ARQ at the same operating point.

Proposed ARQ does not perform well below a CNR of 11.4 dB.

## **PROPOSED MAC LAYER ARQ MECHANISM CAPABILITY:**

**Typically, FWA Systems are designed in a layered manner, with ARQ implemented in a data link controller that is separate from the media access controller. Implementations of this type cause delays in transmission that make it difficult or impossible to support fixed latency guarantees.**

**This ARQ proposal integrates the traffic scheduling, channel access mediation, and ARQ all into a single media access controller, providing fast selective repeat ARQ of cell traffic while still supporting traffic latency requirements.**

## **PROPOSED MAC LAYER ARQ MECHANISM CAPABILITIES:**

- BASED ON IN-SERVICE MAC/ARQ FBWA TDD SYSTEM**
- CAN BE USED IN TDM AND TDMA, AS WELL AS SYMMETRIC AND ASYMMETRIC FBWA CHANNELS**
- CAN BE USED ALONE, OR AS AN OPTION, CONCATANATED WITH PHY LAYER-FEC**
- CAN BE USED FOR UL AND/OR FOR DL EC**
- CAN BE USED WITH OFDM AND SC PHY**
- CAN BE USED WITH TDD AND/OR FDD SYSTEMS**
- CAN SUPPORT MANY REAL-TIME AND NON-REAL TIME SERVICES.**

**THE SUBJECT CONTRIBUTION ON THE  
PROPOSED MAC-LAYER ARQ EC ONLY  
DESCRIBES:**

- THE SELECTIVE-ARQ DL MECHANISM FOR  
A TDD SYSTEM (UL DESCRIPTION IS  
IDENTICAL)**
- ASSUMES NO PHY-LAYER FEC**
- STATED FBWA SYSTEM PARAMETERS  
(E.G., BURSTS/FRAME, CELLS/BURST,  
CELL STORAGE, AND PRIORITY LEVELS)  
ASSUMED FOR DESCRIPTIVE PURPOSES**

**THE SUBJECT CONTRIBUTION FOCUSES ON IDENTIFYING THE FBWA SYSTEM S BASIC STRUCTURE AND FUNCTIONALITIES THAT THE PROPOSED MAC-LAYER ARQ CAN BE USED WITH.**

**DETAILS UNDER WHAT CONDITIONS, AND HOW THE MAC-LAYER ARQ AND THE PHY-LAYER FEC INTERACT TO OPTIMALLY ACHIEVE THE REQUIRED PERFORMANCE OF THE FBWA SYSTEM, NEED TO BE DECIDED BY THE MAC GROUP MEETING JOINTLY WITH THE PHY GROUP.**