

Project	IEEE 802.16 Broadband Wireless Access Working Group < http://ieee802.org/16 >	
Title	Proposal for Incorporating Single-carrier FDMA into 802.16m	
Date Submitted	2007-11-07	
Source(s)	Jianfeng Kang, Adrian Boariu, Shaohua Li, Kiran Kuchi, Peter Wang Nokia Siemens Corporation Zexian Li Nokia	jianfeng.kang@nsn.com adrian.boariu@nsn.com shaohua.li@nsn.com zexian.li@nokia.com
Re:	IEEE 802.16m-07/040 - Call for Contributions on Project 802.16m System Description Document	
Abstract	Due to its lower CM/PAR and larger cell coverage compared with OFDM, it is proposed to incorporate single-carrier FDMA into 802.16m specification.	
Purpose	To incorporate the proposals into the 802.16m SDD.	
Notice	<i>This document does not represent the agreed views of the IEEE 802.16 Working Group or any of its subgroups. It represents only the views of the participants listed in the "Source(s)" field above. It is offered as a basis for discussion. It is not binding on the contributor(s), who reserve(s) the right to add, amend or withdraw material contained herein.</i>	
Release	The contributor grants a free, irrevocable license to the IEEE to incorporate material contained in this contribution, and any modifications thereof, in the creation of an IEEE Standards publication; to copyright in the IEEE's name any IEEE Standards publication even though it may include portions of this contribution; and at the IEEE's sole discretion to permit others to reproduce in whole or in part the resulting IEEE Standards publication. The contributor also acknowledges and accepts that this contribution may be made public by IEEE 802.16.	
Patent Policy	The contributor is familiar with the IEEE-SA Patent Policy and Procedures: < http://standards.ieee.org/guides/bylaws/sect6-7.html#6 > and < http://standards.ieee.org/guides/opman/sect6.html#6.3 >. Further information is located at < http://standards.ieee.org/board/pat/pat-material.html > and < http://standards.ieee.org/board/pat >.	

Proposal for incorporating single-carrier FDMA into 802.16m

Jianfeng Kang, et al., Nokia Siemens Corporation
Zexian Li, Nokia

Motivations

In the current WiMAX system, OFDMA is used in both UL and DL as the access technique. However, the single-carrier FDMA with cyclic prefix (CP) provides additional advantages [1][2][3]. It is well known that, compared to OFDMA, one of the main benefits provided by single-carrier transmission is the significantly lower peak-to-average power ratio (PAPR) or cubic metric (CM). The PAPR/CM reduction provides corresponding improvements in power-amplifier efficiency and coverage area. Another problem with OFDMA in mobile environment is resulting from the inevitable frequency offset in the frequency references among different terminals [3]. It is already demonstrated in research literature that using SC-FDMA can overcome this disadvantage, also.

Principle of SC-FDMA

SC-FDMA with cyclic prefix, which utilizes the single carrier modulation and frequency domain equalization, can be regarded as a variant of OFDMA, similar to which the information symbols are modulated on different orthogonal subcarriers. However, in SC-FDMA the data is passed through a DFT operation before the subcarrier mapping (see Figure 1). With this change, compared to OFDMA, SC-FDMA can reduce significantly the envelope fluctuations in the transmitted waveform.

From Figure 1 it is noticeable that the SC-FDMA can be easily integrated in the current 802.16e framework, with the exception of the N -DFT block all the subsequent blocks are the same as in the OFDMA case.

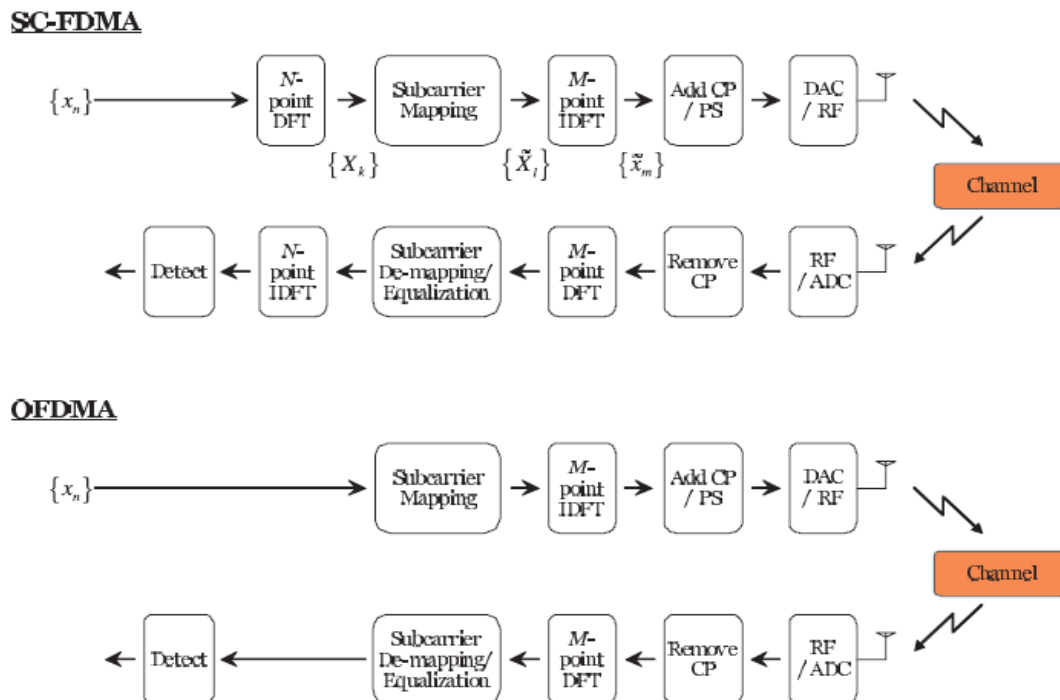


Figure 1 Comparison of transmitter and receiver structure (SC-FDMA vs. OFDMA) [2]

Performance comparison between SC-FDMA and OFDMA

Performance comparison between OFDMA and SC-FDMA has been carried out in [5]-[6]. Figure 2 from [7] presents the block error rate (BLER) performance for SC-FDMA and OFDMA with HARQ in the SIMO case. Ideal channel estimation with typical urban 6 paths channel model is assumed. Chase combining (CC) and incremental redundancy (IR) are used in HARQ. The performance for the two schemes is very similar with gaps usually less than 0.5 dB, for some MCSs.

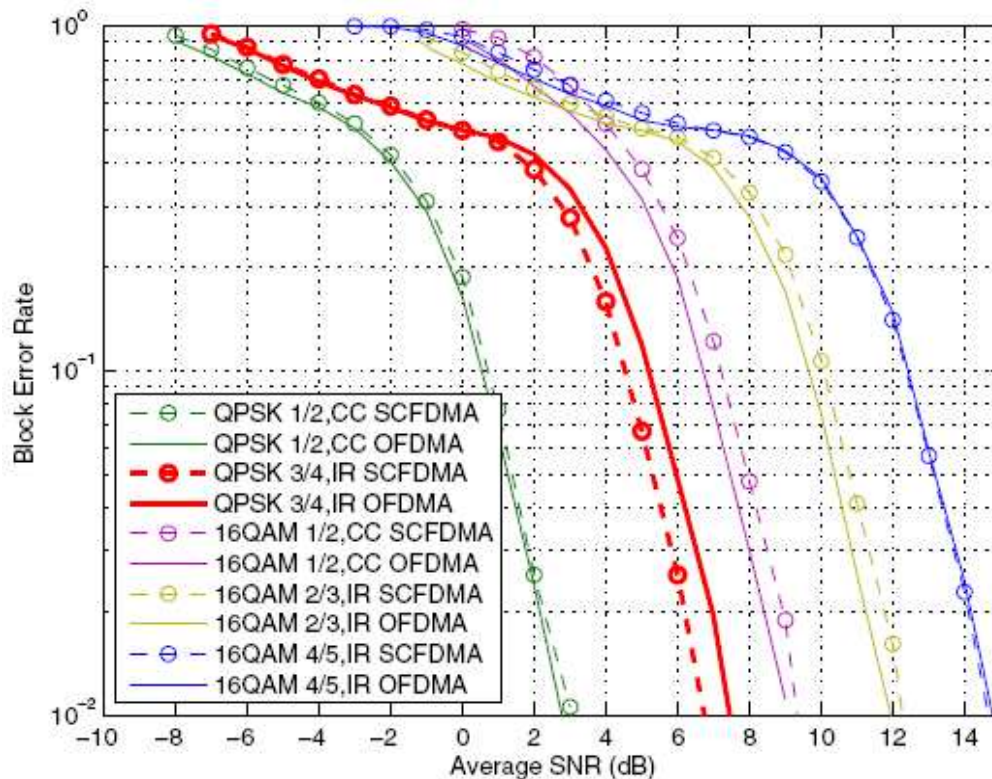


Figure 2 SC-FDMA versus OFDMA for various modulation and coding sets.

As pointed out in [8], the cubic metric is a more effective measurement of a typical power amplifier in a mobile handset, [see Appendix]. Similar to PAR, the higher the CM is, the lower the transmitter efficiency. The cubic metrics of SC-FDMA and OFDMA with different roll-off factors and for different modulations are shown in Figure 3 [5], where the CM of SC-FDMA shows a consistent lower value than their corresponding OFDM system.

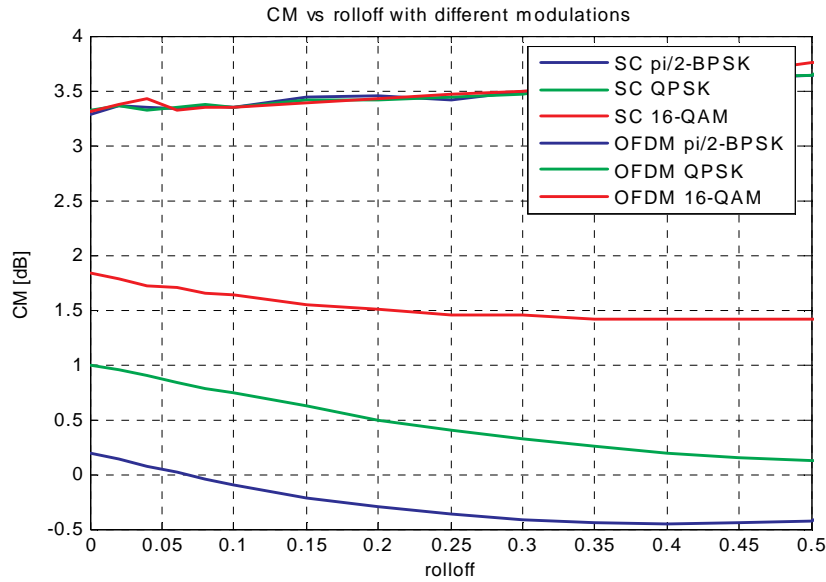


Figure 3 Cubic metrics as function of roll-off

Some results with respect to coverage area are shown in Figure 4 [4]. Here, the typical-urban channel is used in the simulation. Other simulation assumptions could be found in [4]. From the figure, it is clear that SC-FDMA provides a consistent higher data rate for the same coverage than OFDMA.

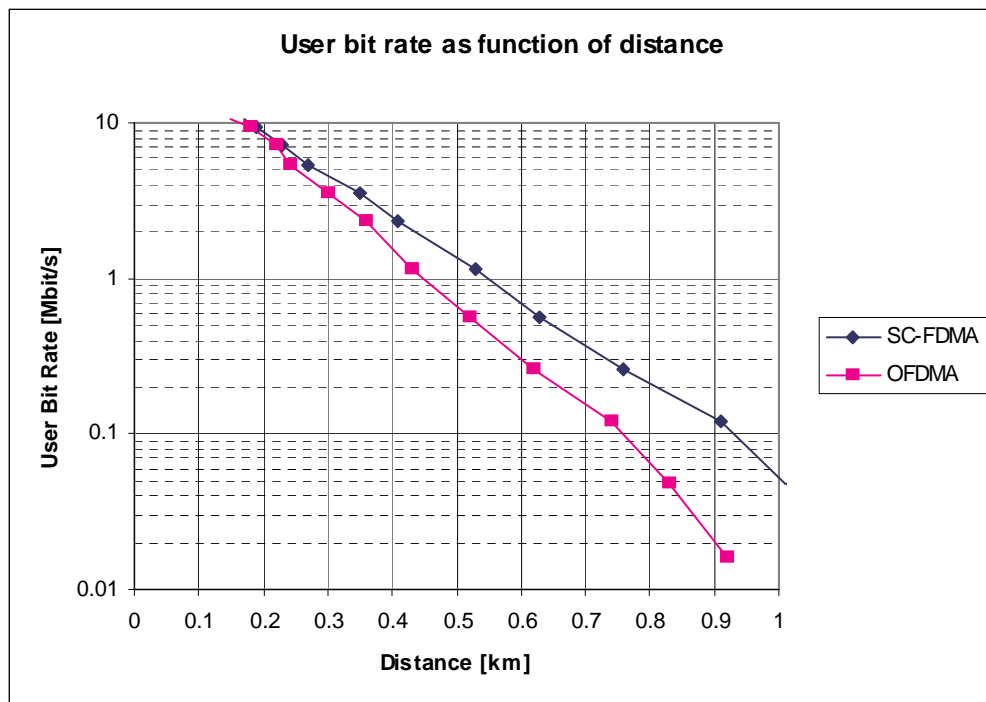


Figure 4 User bit rate at 90 % availability as function of distance

Conclusion

Based on the performance comparison shown above, we propose to incorporate the single-carrier FDMA into

802.16m.

Appendix

The Cubic Metric (CM) calculation is as follows [8]:

$$CM = \frac{20 \log_{10} \{rms[v_{norm}^3(t)]\} - 20 \log_{10} \{rms[v_{ref}^3(t)]\}}{K} \text{ dB}$$

Where $20 \log_{10} \{rms[v_{norm}^3(t)]\}$ is the called *raw cubic metric* (in dB) of a signal

to clarify: $rms(x) = \sqrt{\frac{(x'x)}{N}}$, and $v_{norm}(t) = \frac{|v(t)|}{rms[v(t)]}$

And the values of $rms[v_{ref}^3(t)]$ and K could be found in [8] as well.

References

- [1] SC-FDMA website: <http://hgmyung.googlepages.com/scfdma>.
- [2] H. G. Myung, J. Lim and D. J. Goodman, *Single Carrier FDMA for Uplink Wireless Transmission*, IEEE Vehi. Tech. Mag., vol. 1, no. 3, pp. 30-38, Sept.2006.
- [3] Z. Wang, X. Ma and G. B. Giannakis, *OFDM or Single-carrier block transmissions?*, IEEE Trans. on Comm., vol. 52, no. 3, March 2004
- [4] Nokia, 3GPP TSG RAN WG1, R1-051088, *Coverage comparison between UL OFDMA and SC-FDMA*, October 10-14, 2005.
- [5] Nokia, 3GPP TSG RAN WG1, R1-050639, *Impact of the transmitter back-off to the uplink range*, June 20-21, 2005.
- [6] B.E. Priyanto, H. Codina; S. Rene; T. B. Sorensen; P. Mogensen, *Initial performance evaluation of DFT-spread OFDM based SC-FDMA for UTRA LTE uplink*, Proc. of IEEE 65th Vehicular Technology Conference, 2007. VTC2007-Spring, April 2007, pp. 3175 – 3179.
- [7] 3GPP TR 25.814 V1.4.0 (2006-05), *Physical Layer Aspects for Evolved UTRA*
- [8] 3GPP, R1-060023, *Motorola, Cubic Metric in 3GPP-LTE*, Jan 2006.

Proposed changes

[Insert in the ToC in the PHY layer in the appropriate sections (like Multiple Access Scheme, PHY Processing, Subcarrier Allocation, etc) provisions for SC-FDMA.]

x.x.x.x Single Carrier FDMA