

# Inter-Working Signal (IWS) for Femtocell operation

## IEEE 802.16 Presentation Submission Template (Rev. 9)

Document Number: IEEE C80216m-08/1250r1

### Date Submitted:

2008-11-06

### Source:

Jaehye Cho, Yungsoo Kim, Jonghyung Kwun,  
Jumi Lee , Youngbo Cho, ChangYoon Oh,  
ByungWook Jun, SeongHyeon Chae,  
Jaehyuk Jang, Anshuman Nigam  
Samsung Electronics

Voice: +82-31-279-5596

E-mail: jaehee1.cho@samsung.com

Baowei Ji, Bill Semper, Daegyun Kim,  
Sudhir Ramakrishna, Zhouyue Pi  
Samsung Telecommunications America

### Venue:

TGm SDD: Femtocells

### Base Contribution:

### Purpose:

Discuss and adopt the proposed text for SDD

### Notice:

*This document does not represent the agreed views of the IEEE 802.16 Working Group or any of its subgroups.* It represents only the views of the participants listed in the "Source(s)" field above. It is offered as a basis for discussion. It is not binding on the contributor(s), who reserve(s) the right to add, amend or withdraw material contained herein.

### Release:

The contributor grants a free, irrevocable license to the IEEE to incorporate material contained in this contribution, and any modifications thereof, in the creation of an IEEE Standards publication; to copyright in the IEEE's name any IEEE Standards publication even though it may include portions of this contribution; and at the IEEE's sole discretion to permit others to reproduce in whole or in part the resulting IEEE Standards publication. The contributor also acknowledges and accepts that this contribution may be made public by IEEE 802.16.

### Patent Policy:

The contributor is familiar with the IEEE-SA Patent Policy and Procedures:

<http://standards.ieee.org/guides/bylaws/sect6-7.html#6> and <http://standards.ieee.org/guides/opman/sect6.html#6.3>.

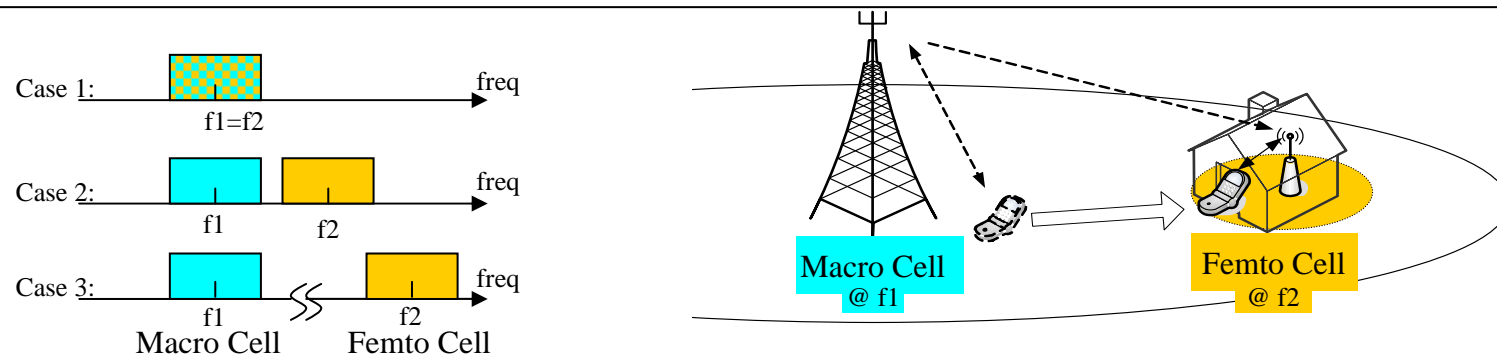
Further information is located at <http://standards.ieee.org/board/pat/pat-material.html> and <http://standards.ieee.org/board/pat>.

## Table of contents

- **Femto cell operation model**
- **Motivations**
- Physical definition of IWS
- Operation scenario of hand-in and power saving

# Femto cell operation model

- Femto cell operation model
  - Femto cells can be in any position in the macro cell.
    - Case 1
      - Macro cells and femto cells exist in the same FA.
    - Case 2 and 3
      - Macro cells and femto cells exist in different FAs.
      - Case 2 and 3 requires inter-frequency scanning everywhere within the macro cell for MS to detect femto cell
  - This operation model can be linearly extended to the reuse 1 case of macro cells.



# Motivations

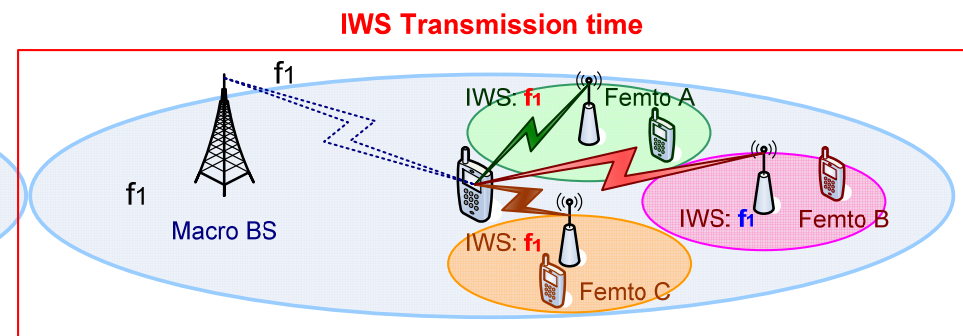
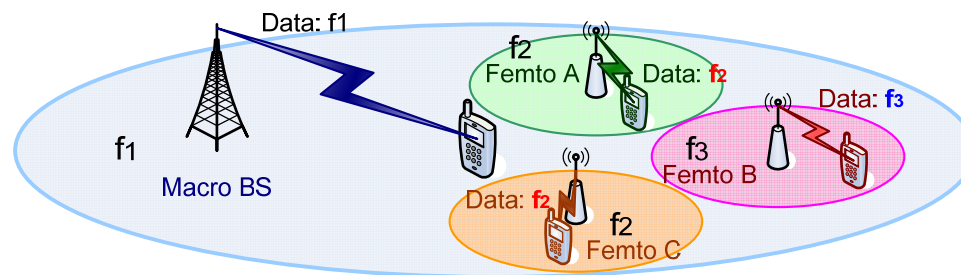
- MS needs to detect the existence of femto BS in any FA
  - Hand-in from macro to femto without neighbor list
    - It is prohibitive to provide NBR list for large number of femto BSs
    - MS needs to detect existence of femto to make HO decision
    - Full search even for other FA is huge burden for MS
    - Full search even for other FA will results in interruption of real time services
  - Interference mitigation of femto BS by turning off
    - Femto BS needs to send periodic signal for MS to wake up femto
    - MS needs to detect existence of femto to make wakeup decision
    - Search for other FA will results in interruption of real time services
- They motivate for femto BS to send signal in FA of macro BS periodically

## Table of contents

- Femto cell operation model
- Motivations
- **Physical definition of IWS**
- Operation scenario of hand-in and power saving

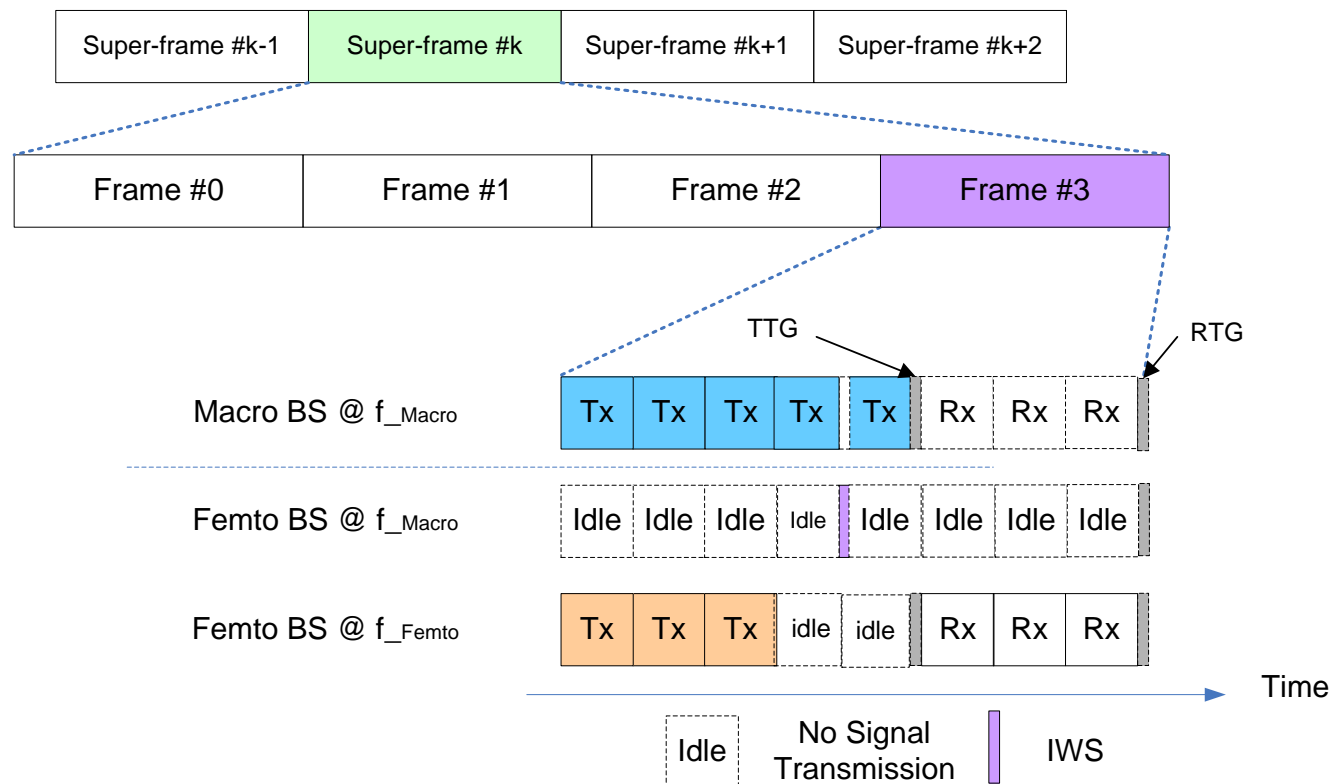
# IWS Transmission

- Femto BS is synchronized to macro BS
- Femto BS transmits IWS at macro BS FA in long period
- A MS can detect the existence of femto BS without scanning other FA
- Femto BSs using same FA transmit IWS in the same time/frequency region
  - Femto BSs using different FA → the resource region for IWS transmission is different



# IWS Tx/Rx

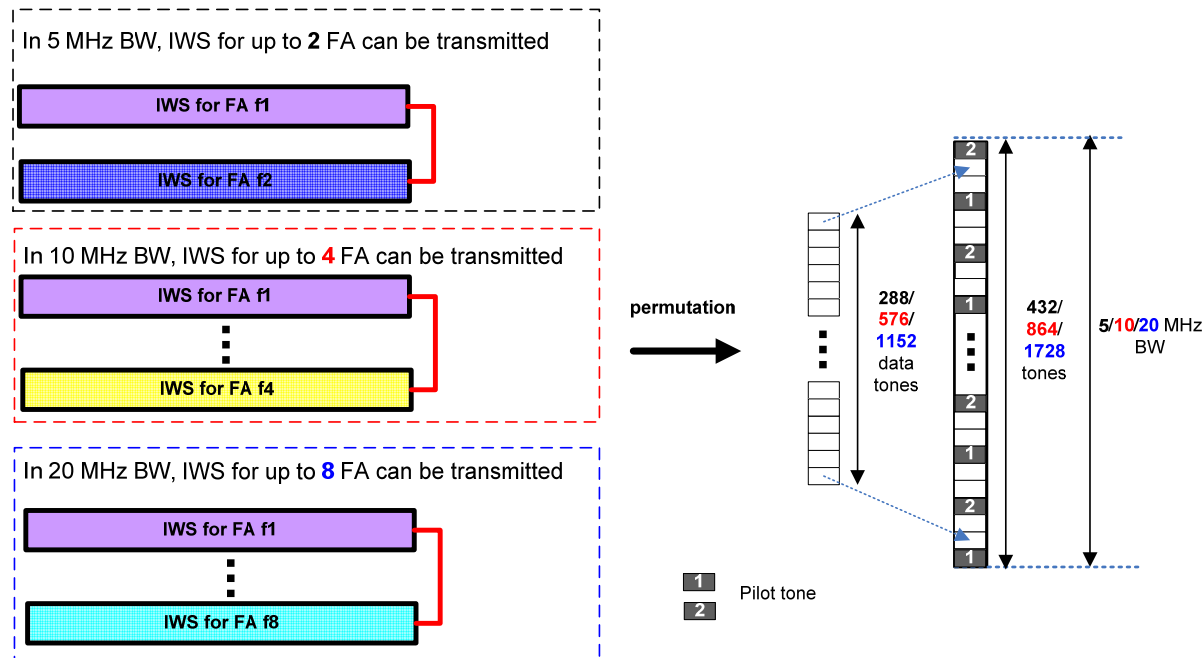
- A last OFDMA symbol of a subframe is punctured for IWS
  - Only 6 or 7 symbols subframe is used and becomes 5 or 6 symbols subframe
- During the punctured OFDMA interval, femto BS's Tx IWS
  - Femto BS Tx IWS at macro FA as shown in the example below
- MS receives the IWS of femto BS without scanning other FA



# IWS Transmission

- One OFDMA symbol can carry IWSs for several FAs
- All femto BSs operating at the same FA transmit the IWSs at the same resource with different permutation similar to BCH.
  - Allocated resource of IWS tells the FA where the detected IWS belongs to.
- Data protection
  - same as coverage of BCH
- Pilots for demodulation

Example of IWS transmission





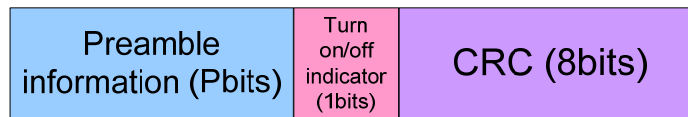
## Table of contents

- Femto cell operation model
- Motivations
- Physical definition of IWS
- **Operation scenario of hand-in and power saving**

# Operation scenarios

- Scenario1

- IWS consists of



- Preamble ID of femto BS or part of preamble ID information

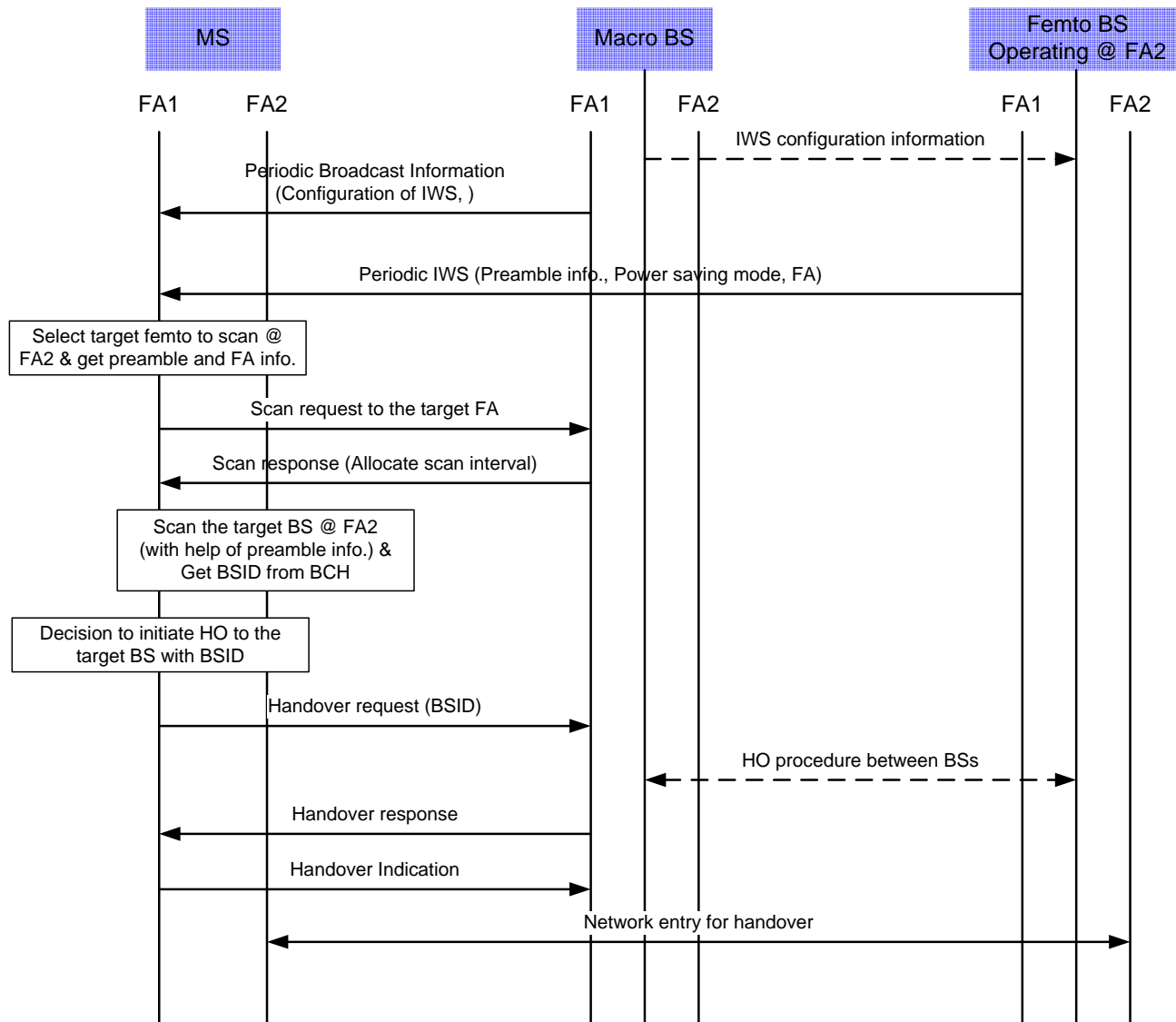
- It will reduce the burden of scanning and searching of femto BS

- Turn-off indicator

- ‘0’: the femto BS wakes up and operates normally
  - The femto BS transmits 16m superframe in every time slot
- ‘1’: the femto BS is in turn-off mode to reduce interference
  - the femto BS transmits 16m superframe in a predetermined time slot
  - During the active superframe time slot, MS can try ranging to wake up femto BS

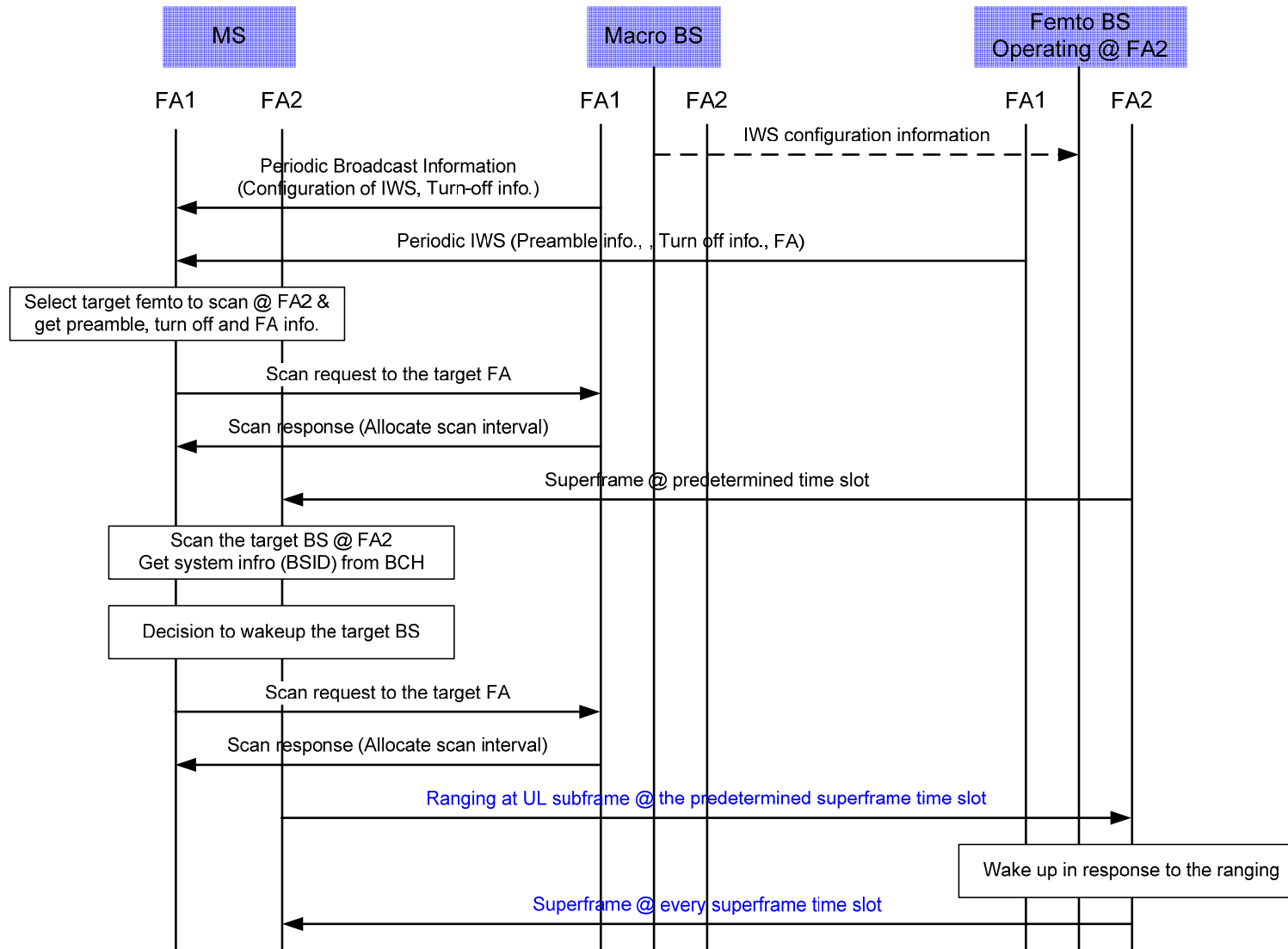
- MS needs L2 information from femto BS before decision to initiate HO or wakeup the femto BS

# Scenario 1: Hand-in



- IWS configuration includes how to access IWS of femto BSs in a specific FA. MS can know FA associated with a IWS.

# Scenario 1: Autonomous turn off/on

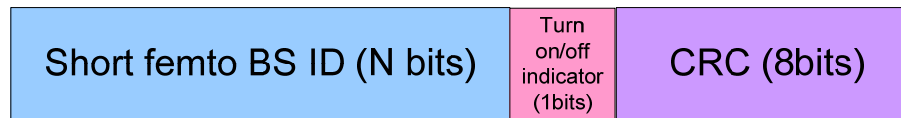


- Instead of ranging, MS can ask macro BS to wakeup femto BS with a specific BSID through backhaul from macro to femto

# Operation scenarios

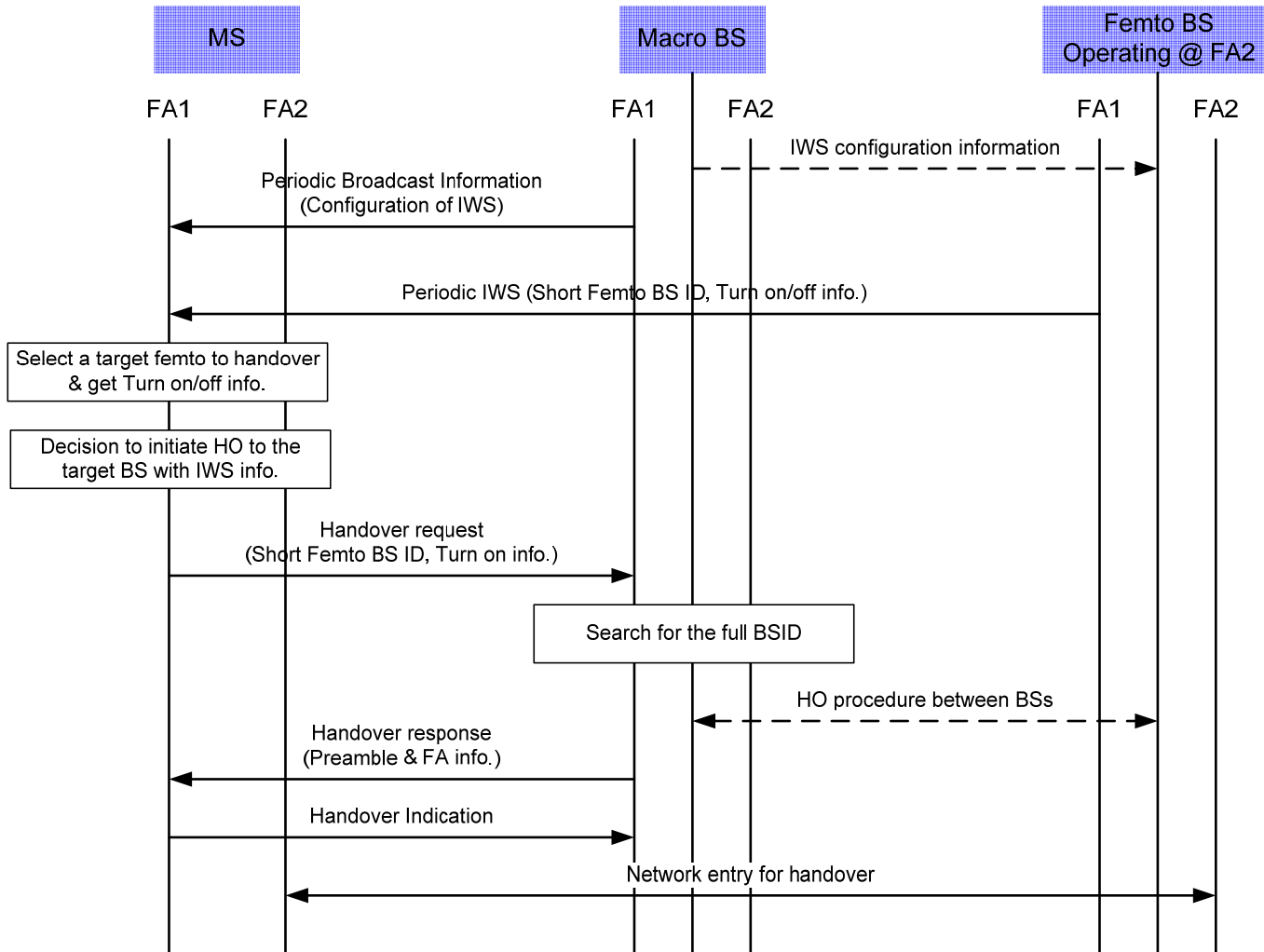
- Scenario2

- IWS consists of

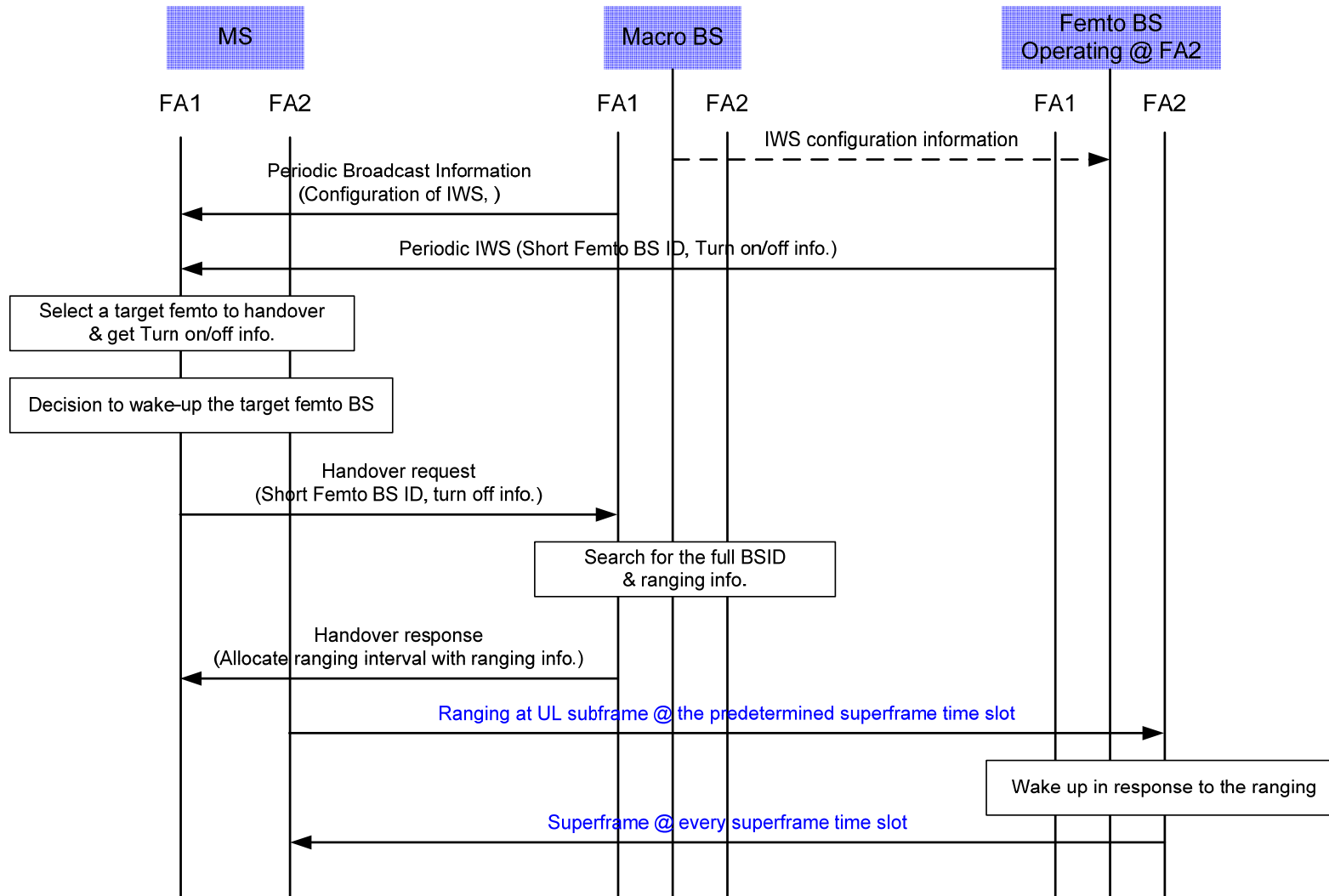


- Short femto BS ID
      - Enough to get the original network ID of a femto BS
    - Turn-off indicator
      - ‘0’: the femto BS wakes up and operates normally.
        - The femto BS transmits 16m superframe in every time slot.
      - ‘1’: the femto BS is in turn-off mode to reduce interference
        - The femto BS transmits 16m superframe in a predetermined time slot.
        - During the active superframe time slot, MS can try ranging to wake up femto BS.
  - MS does not need L2 information from femto BS before decision to initiate HO or wake-up the femto BS.

# Scenario2: Hand-in



## Scenario2: Autonomous turn off/on



- Instead of ranging, MS can ask macro BS to wake-up femto BS with a specific BSID through backhaul from macro to femto.

## SDD text

- 17.x Cell detection

- Femto BS can transmit control signal in the macro BS's FA regardless of femto BS's FA: whether it uses the same FA or different FA as the macro BS. If an MS that is in communication with the macro BS receives the control signal from the femto BS, it identifies the existence of the femto BS. The control signal contains the information necessary for the MS to perform HO operation as well as the on/off state of the femto BS. The MS can then wakeup the femto BS or initiate HO to the femto BS.