

## Proposed Working Assumption for DL Broadcast Channel

### IEEE 802.16 Presentation Submission Template (Rev. 9)

Document Number:

IEEE C802.16m-08/184

Date Submitted:

2008-03-10

Source:

Mihyun Lee, Kichun Cho, Taeyoung Kim, Jaeweon Cho,  
Hokyu Choi, Jaehee Cho, Heewon Kang, DS Park  
**Samsung Electronics Co., Ltd**

Voice: +82-31-279-0390

E-mail: [mihyun.mac.lee@samsung.com](mailto:mihyun.mac.lee@samsung.com)

Venue:

IEEE 802.16m-08/005, "Call for Contributions on Project 802.16m System Description Document (SDD)",  
on topic of 'Downlink Control Structures'

Base Contribution:

None

Purpose:

To be discussed and adopted by TGM for the 802.16m SDD

Notice:

*This document does not represent the agreed views of the IEEE 802.16 Working Group or any of its subgroups. It represents only the views of the participants listed in the "Source(s)" field above. It is offered as a basis for discussion. It is not binding on the contributor(s), who reserve(s) the right to add, amend or withdraw material contained herein.*

Release:

The contributor grants a free, irrevocable license to the IEEE to incorporate material contained in this contribution, and any modifications thereof, in the creation of an IEEE Standards publication; to copyright in the IEEE's name any IEEE Standards publication even though it may include portions of this contribution; and at the IEEE's sole discretion to permit others to reproduce in whole or in part the resulting IEEE Standards publication. The contributor also acknowledges and accepts that this contribution may be made public by IEEE 802.16.

Patent Policy:

The contributor is familiar with the IEEE-SA Patent Policy and Procedures:

<<http://standards.ieee.org/guides/bylaws/sect6-7.html#6>> and <<http://standards.ieee.org/guides/opman/sect6.html#6.3>>.

Further information is located at <<http://standards.ieee.org/board/pat/pat-material.html>> and <<http://standards.ieee.org/board/pat>>.

# **Proposed Working Assumptions for DL Broadcast Channel**

*March, 2008*

*Mihyun Lee, Kichun Cho, Taeyoung Kim, Jaeweon Cho,  
Hokyu Choi, Jaehee Cho, Heewon Kang, DS Park*

**Samsung Electronics Co., Ltd**

# About this contribution


- Scope
  - Categorization of common control information
  - Proposes BCH PHY structure

- Common control information includes system or cell-specific information


# Categorization of Common Control Information

- Cell ID
- CP duration
- Transmission bandwidth
- Resource block configuration
- DCD/UCD (DL/UL channel description)
- Transmit antenna configuration
- Information of the common reference signal
- ...

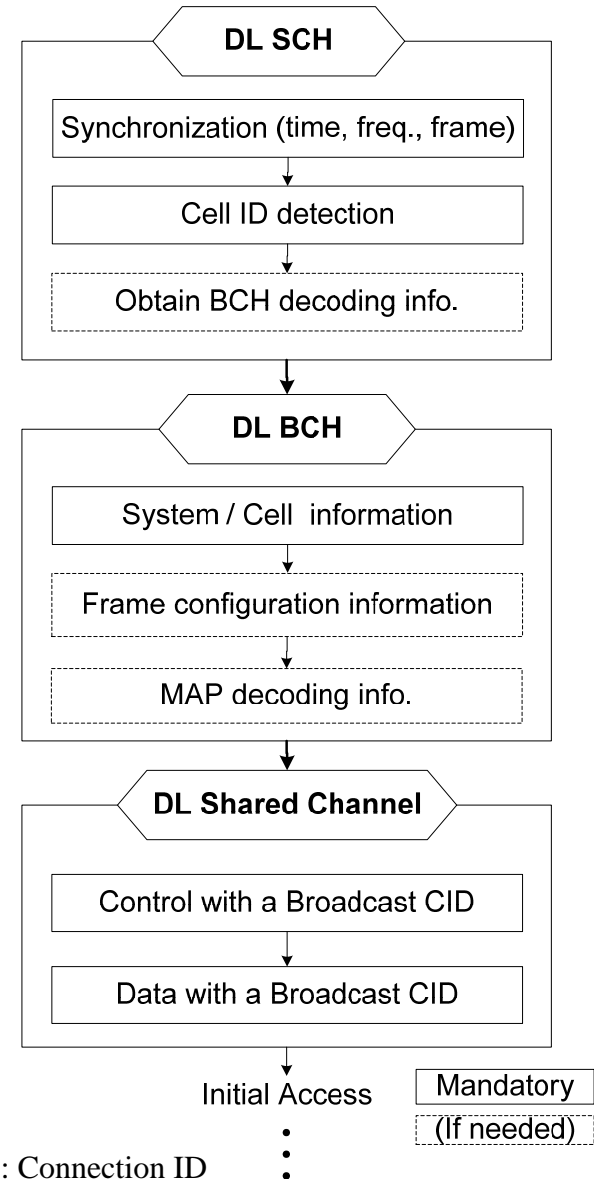

BS Identification



Set of system/cell information  
(e.g. CP duration)



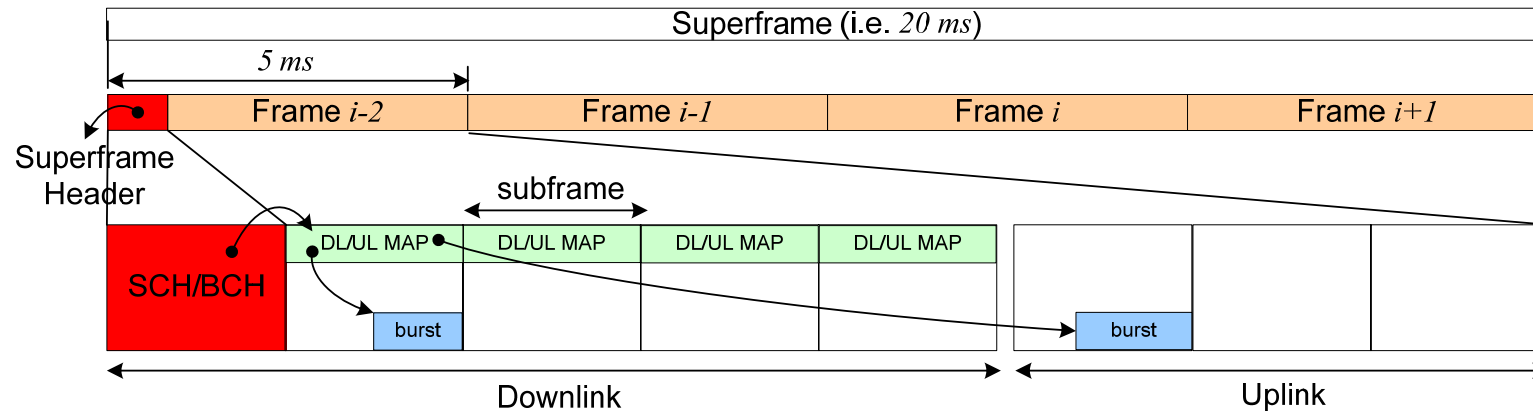
Remaining system /cell information  
(e.g. DCD/UCD)



-CID: Connection ID

# Superframe Structure

- High level view of basic DL control structure [1]



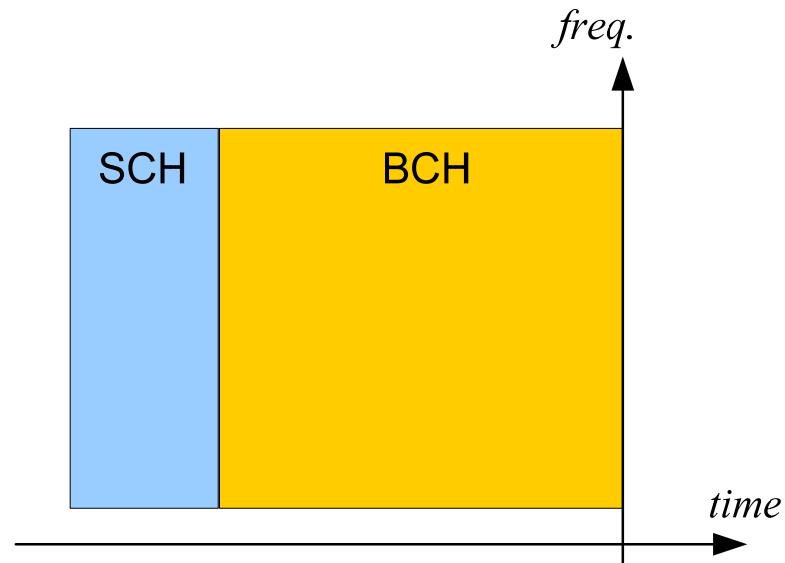
- DL control channel
  - SCH (synchronization channel) : Reference signal for system acquisition
  - BCH (broadcasting channel) : System or cell-specific information
  - DL/UL MAP: Burst Assignment or other DL Control  
(Shared or Dedicated may be distinguished by CID)

# BCH Design Requirements

- Reliability
  - BCH must be decodable by all MSs within a target cell
- Maximizes BCH capacity
  - Maximizes BCH information transmission rate

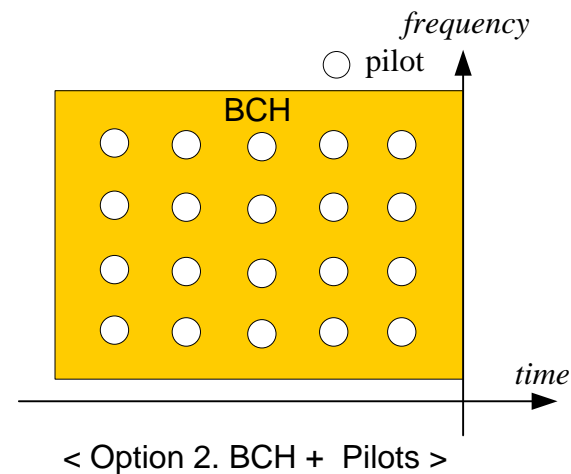
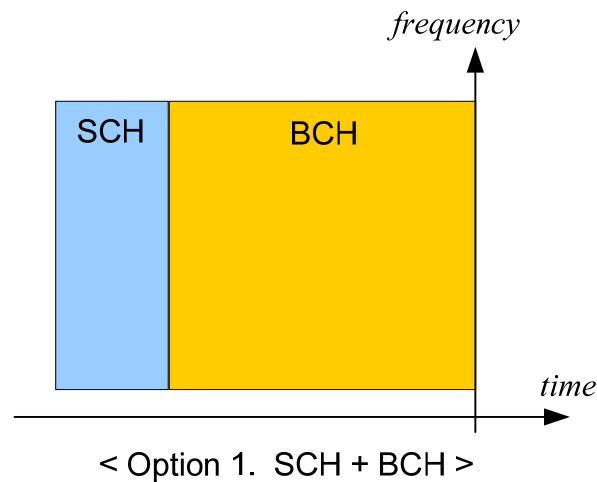
# BCH Design (16m-Only Scenario)

- Propose to transmit BCH adjacent to SCH
  - BCH use the SCH as a reference signal



# BCH Design (16m/16e Mixed Scenario) (1/3)

- If SCH is transmitted with BCH
  - BCH uses SCH as a reference signal
- If SCH is not required, there are two options

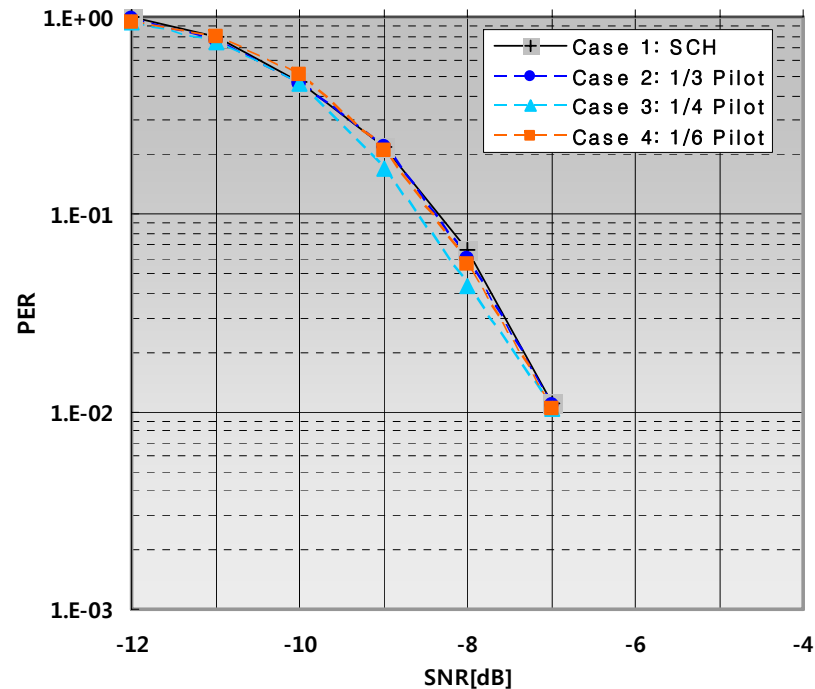




# BCH Design (16m/16e Mixed Scenario) (2/3)

- Simulation Results

Environment	Value
Superframe header	6 OFDM symbols
Channel	Ped. B with 3km/hr
# of tones	864
Code rate	CTC 1/2
Tx diversity	FSTD



	Case 1	Case 2	Case 3	Case 4
<b>Overhead</b>	SCH	1/3 Pilot	1/4 Pilot	1/6 Pilot
<b>Repetition</b>	To meet 1% PER @ -7dB			
<b>Question</b>	Max number of information bits / 6 symbols = ?			

# BCH Design (16m/16e Mixed Scenario) (3/3)

- Author's proposal: SCH + BCH  
 ⇐ close to the max capacity and a common BCH structure

	Case 1	Case 2	Case 3	Case 4
Overhead	SCH	1/3 Pilot	1/4 Pilot	1/6 Pilot
Repetition	10	10	11	13
Maximum information bits	345	345	353	332
Remarks	<ul style="list-style-type: none"> <li>• Common BCH structure btw 16m only and 16m/16e mixed</li> <li>• Can detect location of BCH</li> </ul>	-	-	-

# Text Proposal for Chapter 11 – PHY Layer

*Insert the following text into Physical Layer Clause (i.e. Chapter 11 in [3]):*

----- Text Start -----  
-----

11. Physical Layer

11.x DL control channel

11.x.x SCH

The SCH (Synchronization Channel) is a DL

# References

- [1] IEEE C802.16m-08/062r1, “Proposed 802.16m Frame Structure”
- [2] IEEE 802.16m-07/002r4, “IEEE 802.16m System Requirements”
- [3] IEEE 802.16m-08/003, “Draft IEEE 802.16m System Description Document”
- [4] IEEE 802.16m-07/037r2, “(Draft) IEEE 802.16m Evaluation Methodology Document ”