

Selection of the default LDM patterns in Femto ABS (15.4.10.2)

IEEE 802.16 Presentation Submission Template (Rev. 9)

Document Number:

IEEE C802.16m-09/2415

Date Submitted:

2009-11-06

Source:

Keiichi Nakatsugawa, Masato Okuda, Michiharu Nakamura
Fujitsu

E-mail:

Nakatsugawa@jp.fujitsu.com

*<<http://standards.ieee.org/faqs/affiliationFAQ.html>>

Venue:

IEEE 802.16m-09/0057, "IEEE 802.16 Working Group Letter Ballot Recirc #30a"

Base Contribution:

N/A

Purpose:

To be discussed and adopted by TGm for the P802.16m/D2

Notice:

This document does not represent the agreed views of the IEEE 802.16 Working Group or any of its subgroups. It represents only the views of the participants listed in the "Source(s)" field above. It is offered as a basis for discussion. It is not binding on the contributor(s), who reserve(s) the right to add, amend or withdraw material contained herein.

Release:

The contributor grants a free, irrevocable license to the IEEE to incorporate material contained in this contribution, and any modifications thereof, in the creation of an IEEE Standards publication; to copyright in the IEEE's name any IEEE Standards publication even though it may include portions of this contribution; and at the IEEE's sole discretion to permit others to reproduce in whole or in part the resulting IEEE Standards publication. The contributor also acknowledges and accepts that this contribution may be made public by IEEE 802.16.

Patent Policy:

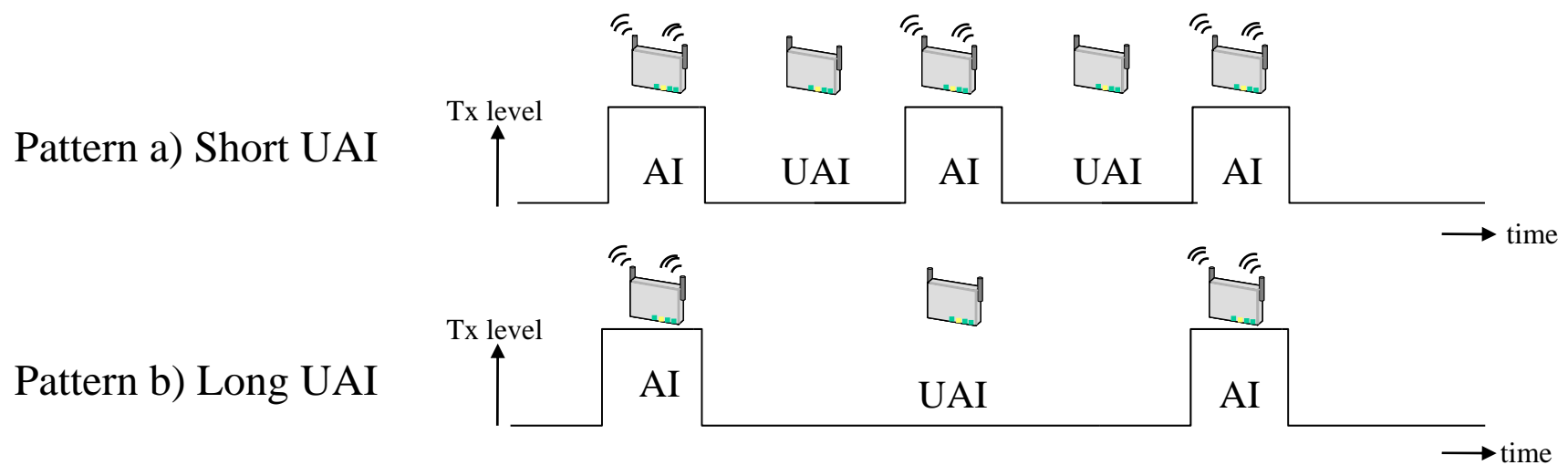
The contributor is familiar with the IEEE-SA Patent Policy and Procedures:

<<http://standards.ieee.org/guides/bylaws/sect6-7.html#6>> and <<http://standards.ieee.org/guides/opman/sect6.html#6.3>>.

Further information is located at <<http://standards.ieee.org/board/pat/pat-material.html>> and <<http://standards.ieee.org/board/pat>>.

Default LDM patterns in Femto ABS

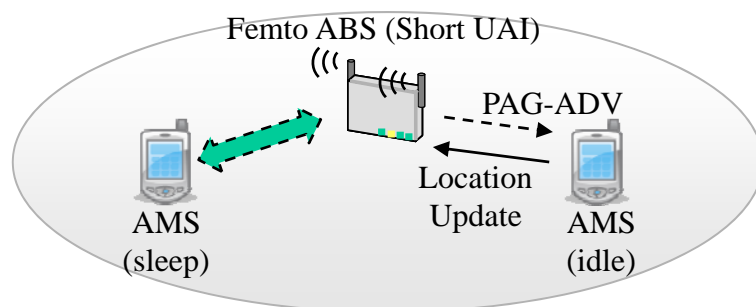
- 15.4.10.2 Default LDM pattern(s) in P802.16m/D2
 - Defined by following parameters:
 - Available Interval(AI), Unavailable Interval(UAI), Start superframe number
 - "There may be one or more default LDM patterns." (Page 551 Line 3)
- When there are several default LDM patterns, AI or UAI of each pattern may be differently configured.



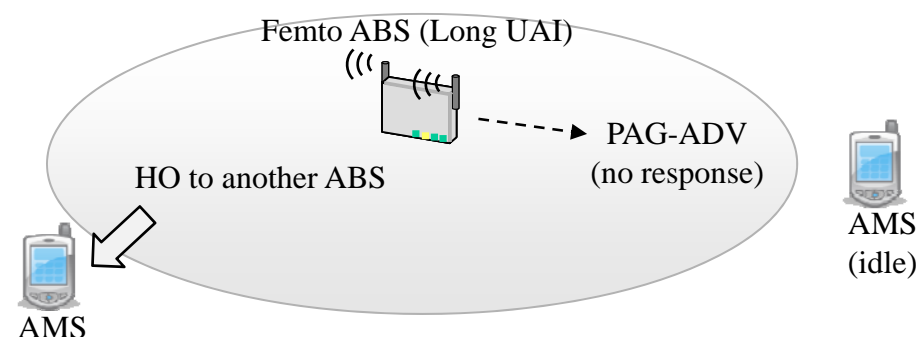
Example of different UAI

Selection of suitable default LDM pattern

- Selection of the default LDM pattern is a trade-off issue:
 - Short UAI
 - Pros : Shorter latency of data transmission (sleep AMS) or network re-entry (idle AMS).
 - Cons: Smaller effect of interference mitigation.
 - Long UAI
 - Pros : Lager effect of interference mitigation.
 - Cons: Longer latency of data transmission (sleep AMS) or network re-entry (idle AMS).
- Based on the existence/status of AMS, the femto ABS can select suitable default LDM pattern.
 - AMS in sleep mode is connected or not.
 - Location update from idle mode AMS is detected or not.
 - CSG Femto ABS may send PAG-ADV(action code=0b01) for CSG AMS detection.



Case a) Sleep or idle AMS is in the coverage



Case b) No AMS is in the coverage

Proposed Text

[Add the following text into the last paragraph of 15.4.10.2 Default LDM pattern(s) in D2]

Page 551 Line3-5:

----- Start of the Text -----

There may be one or more default LDM patterns in a femto ABS deployment. **The femto ABS may select the default LDM pattern with longer unavailable interval when no AMS exists in its service range.** The Default LDM pattern(s) parameters can be pre-provisioned or unicasted to the AMS during initial network entry with the femto ABS in the AAI_REG-RSP message.

----- End of the Text -----