

Virtual Multi-Carrier Operation for IEEE 802.16m

Document Number: S802.16m-08/364r1

Date Submitted: 2008-05-08

Source:	Hujun Yin (hujun.yin@intel.com)	Intel Corporation
	Rongzhen Yang (rongzhen.yang@intel.com)	Intel Corporation
	Xiaoshu Qian (xiaoshu.qian@intel.com)	Intel Corporation
	Yang-seok Choi (yang-seok.choi@intel.com)	Intel Corporation
	Sassan Ahmadi (sassan.ahmadi@intel.com)	Intel Corporation
	Kamran Etemad (kamran.etemad@intel.com)	Intel Corporation

Re: Call for Contributions on Project 802.16m System Description Document (SDD)
Frame Structure

Venue: Macau China

Base Contribution: C802.16m-08/364

Purpose: Discussion and consideration for 802.16m SDD

Notice:

This document does not represent the agreed views of the IEEE 802.16 Working Group or any of its subgroups. It represents only the views of the participants listed in the "Source(s)" field above. It is offered as a basis for discussion. It is not binding on the contributor(s), who reserve(s) the right to add, amend or withdraw material contained herein.

Release:

The contributor grants a free, irrevocable license to the IEEE to incorporate material contained in this contribution, and any modifications thereof, in the creation of an IEEE Standards publication; to copyright in the IEEE's name any IEEE Standards publication even though it may include portions of this contribution; and at the IEEE's sole discretion to permit others to reproduce in whole or in part the resulting IEEE Standards publication. The contributor also acknowledges and accepts that this contribution may be made public by IEEE 802.16.

Patent Policy:

The contributor is familiar with the IEEE-SA Patent Policy and Procedures:

<<http://standards.ieee.org/guides/bylaws/sect6-7.html#6>> and <<http://standards.ieee.org/guides/opman/sect6.html#6.3>>.

Further information is located at <<http://standards.ieee.org/board/pat/pat-material.html>> and <<http://standards.ieee.org/board/pat>>.

Background

- Sub-carrier spacing alignment
 - In multi-carrier operation, if adjacent carriers have well aligned sub-carrier spacing, the mutual interference can be reduced
- Guard band saving
 - When adjacent carriers are aligned in sub-carrier spacing, the guard band originally reserved for each carrier may be used with reduced interference
- Three proposals in March meeting
 - C80216m-08_208r2 (Samsung): propose to change channel raster to 175kHz to align the neighboring carriers and reuse the guard band
 - C80216m-08_143 (MediaTek): propose to shift the center frequency of neighboring carrier to align sub-carrier spacing
 - C80216m-08_236r3 (ZTE): change sub-carrier spacing to 12.5kHz to ensure subcarrier spacing is always aligned

Interference with Non-Aligned Sub-carrier Spacing

OFDM Signal (N: FFT size, M: used sub-carriers):

$$y(t) = \sum_{k=0}^{M-1} X(k) e^{j2\pi q_k \Delta f t}, \quad 0 \leq t \leq T_u, \quad T_u \Delta f = 1, \quad q_k : \text{integers} \in \left[-\frac{N}{2}, \frac{N}{2} - 1\right]$$



Frequency Expression (T_u : useful symbol duration):

$$Y(f) = T_u \sum_{k=0}^{M-1} X(k) \text{Sinc}((f - q_k \Delta f) T_u) e^{-j\pi(f - q_k \Delta f) T_u}$$



Average Power Spectrum:

$$E\{|Y(f)|^2\} = \sigma_s^2 \sum_{k=0}^{M-1} |\text{Sinc}((f - q_k \Delta f) T_u)|^2$$

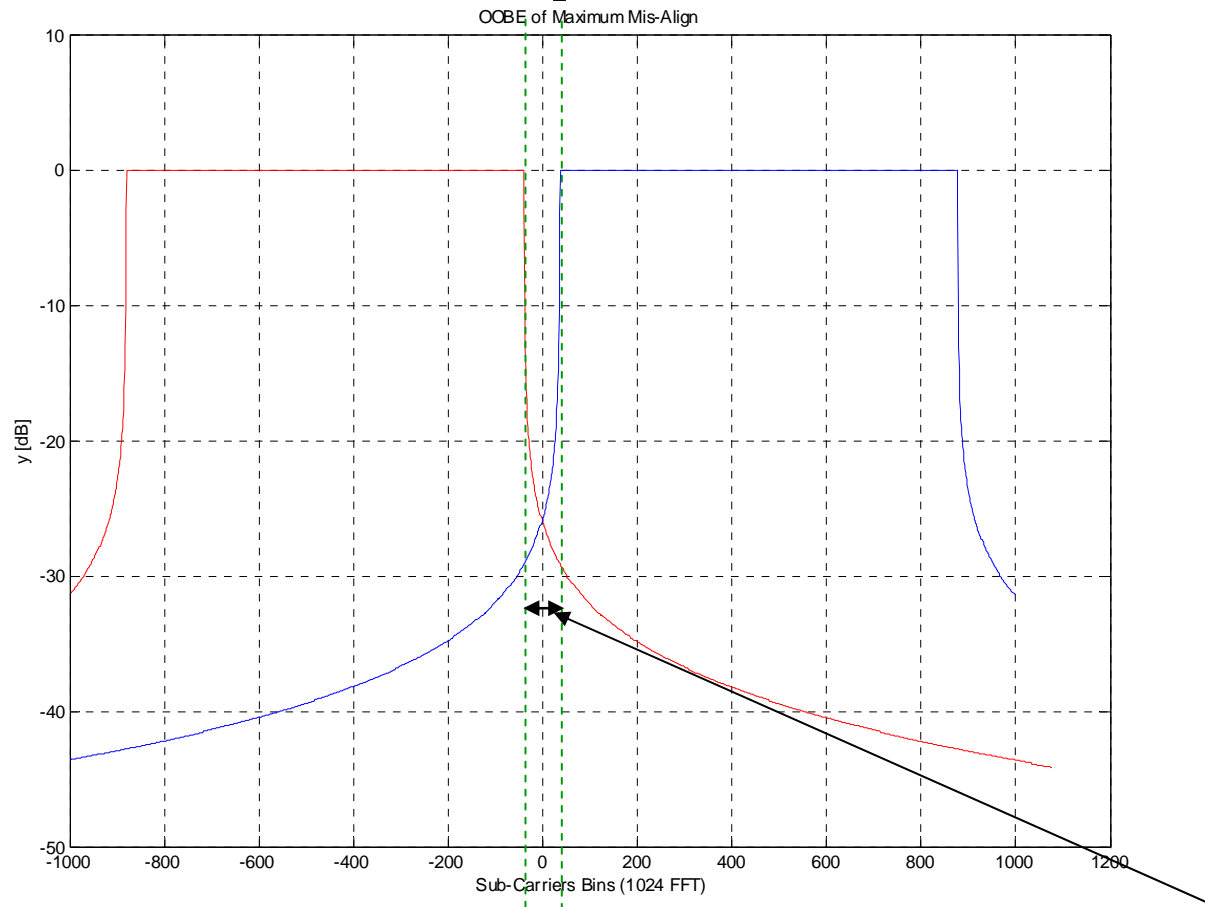
Evaluate the power spectrum at $f_n = \frac{\beta}{T_s} + n\Delta f$

$$E\{|Y(f_n)|^2\} = \sigma_s^2 |\sin(\beta\pi)|^2 \sum_{k=0}^{M-1} \frac{1}{|\pi(f_n - q_k \Delta f) T_u|^2}$$

where β is a misalignment factor in between 0 and 1.

Interference of 0.5 Sub-Carrier Spacing Mis-alignment

10Mhz, 841 data tones, no low-pass filter



0 to -29dB interference signal at guard band, for maximum mis-alignment

Interference with Aligned Sub-carriers

When neighboring carriers are aligned, the alignment factor $\beta = 0$

The power of interference signal from the neighboring carrier is

$$10\log\left(\sigma_s^2 \sum_{k=0}^{M-1} \frac{1}{|\pi(f_n - q_k \Delta f)T_u|^2}\right) + 10\log(|\sin(\beta\pi)|^2)$$

interference signal for maximum mis-alignment, 0 to -29dB at guard band

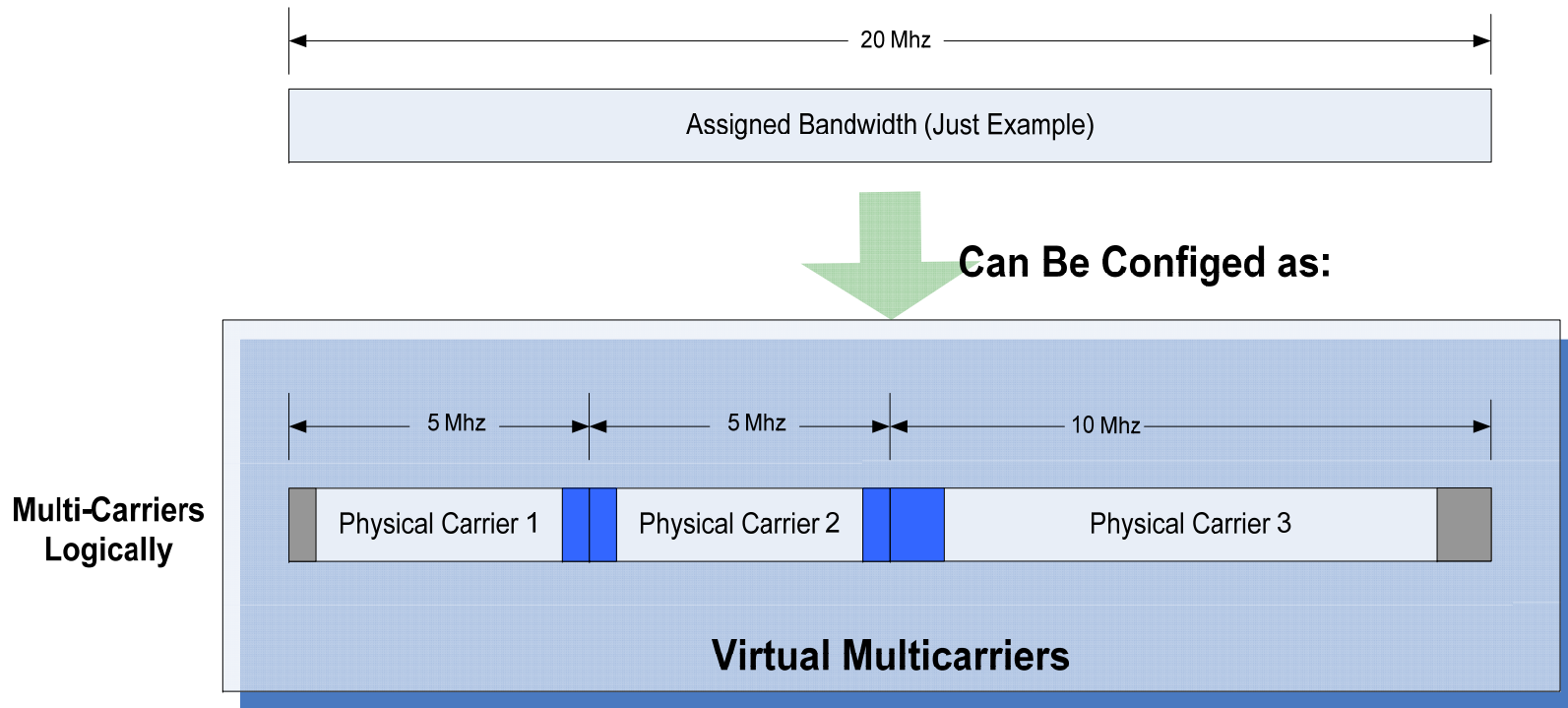
when $\beta = 0$, the value will be
 $-\infty$

No interference due to OOB when neighboring carriers are well aligned

Virtual Multi-carrier Concept

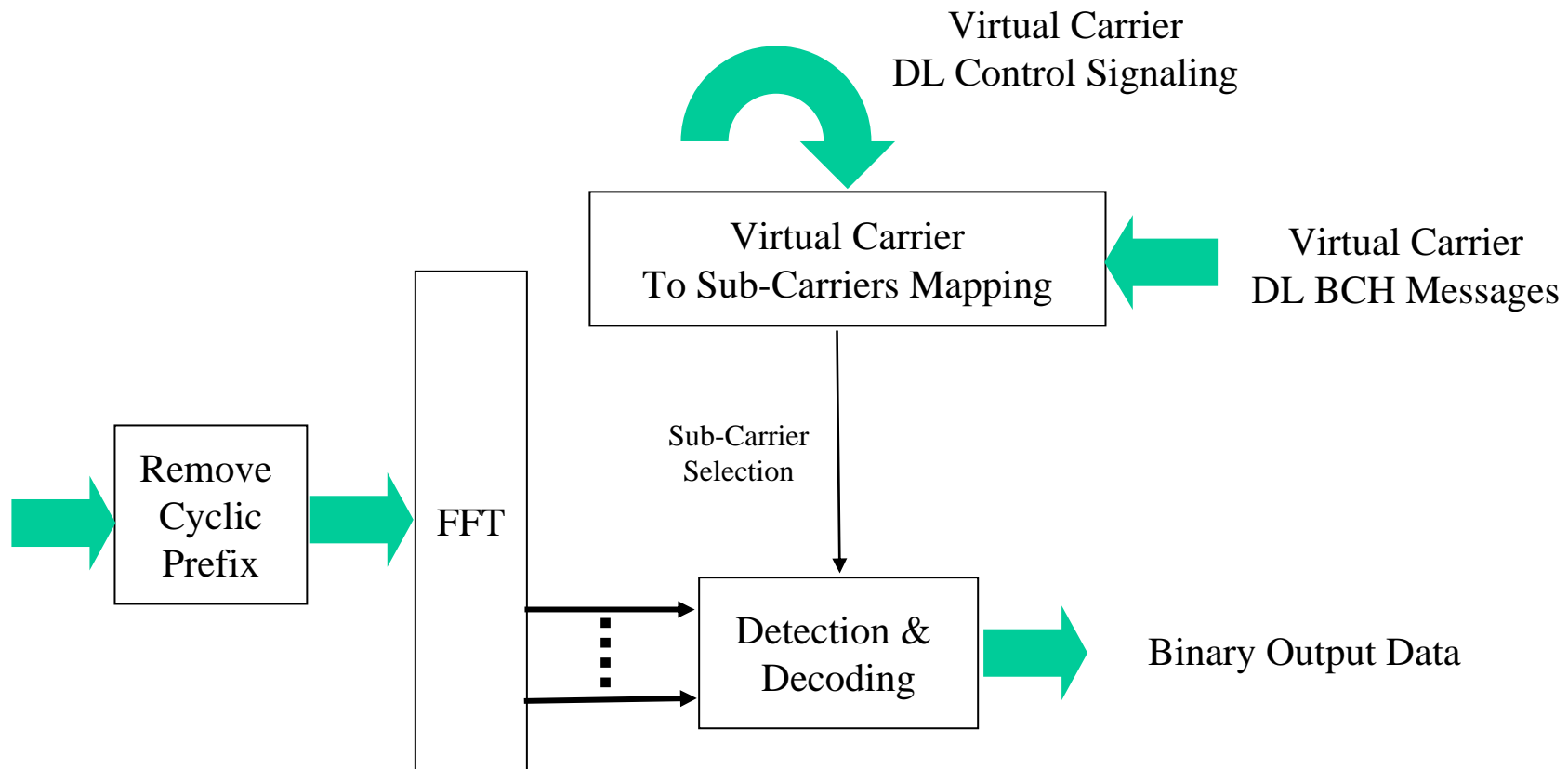
- Define self-contained minimum bandwidth operation
 - Contains essential control information within minimum bandwidth
- Multiple physical carriers deployed with aligned sub-carrier spacing
- Guard sub-carriers are used without impacting terminals operating on a single carrier
- Logical mapping is supported for multi-carrier operation
 - Virtual carriers overlap with real physical carriers
 - Guard sub-carriers may be assigned/used.
 - The bandwidth of a virtual carrier can vary depending on available physical carriers (5 MHz, 10 MHz, 20 MHz, ...)
 - Some physical carriers may be configured as data only pipe

Virtual Multi-carrier Example

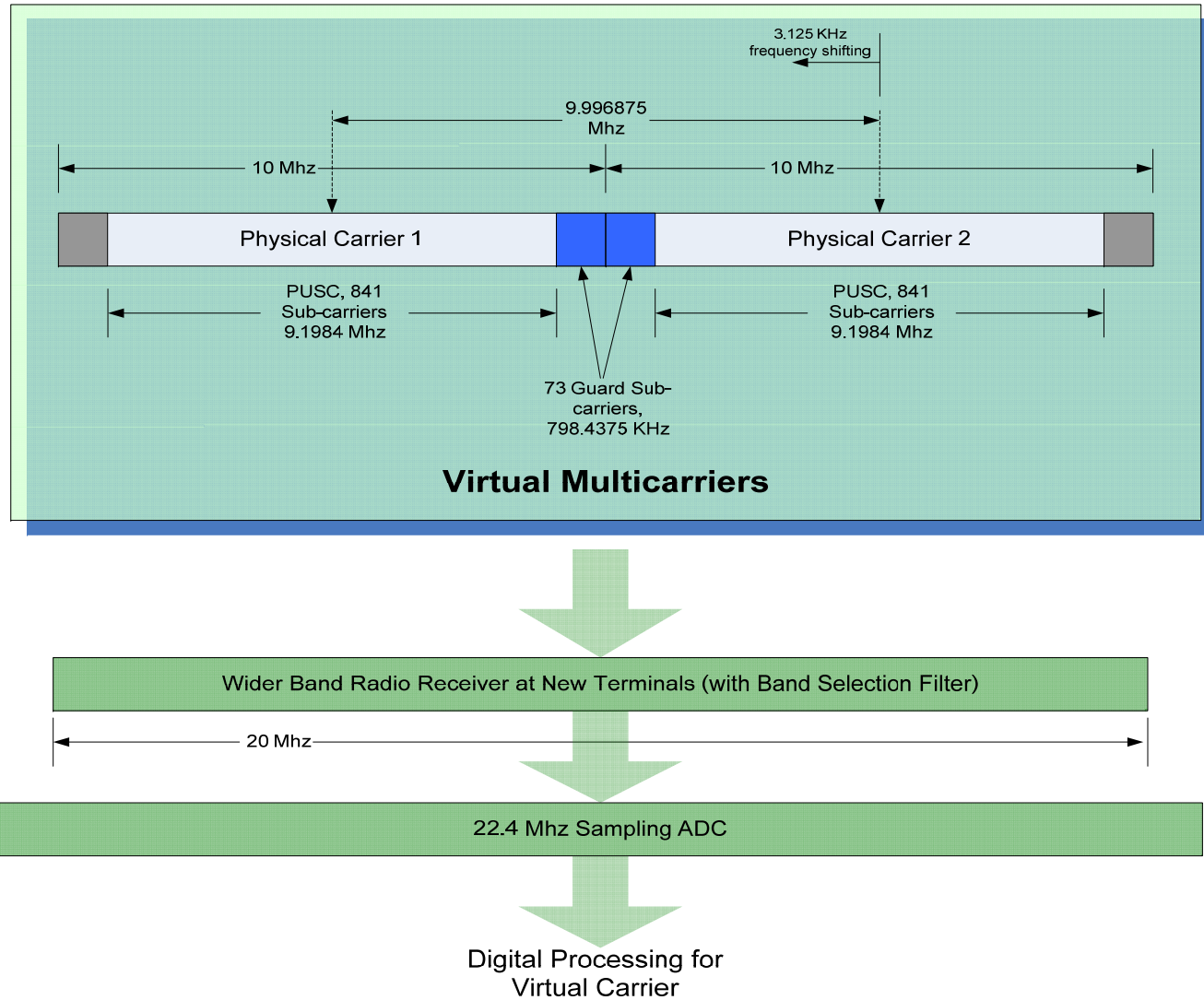


- Virtual Multi-carrier operates on 20MHz continuous band
- Contain two 5MHz and one 10MHz physical carriers
- The guard sub-carriers reserved for physical carriers are used except for the ones on the band edge
- The guard sub-carriers on the edge may vary depending on the Physical carrier bandwidth and filter implementation

Digital Processing to Receive Virtual Carrier

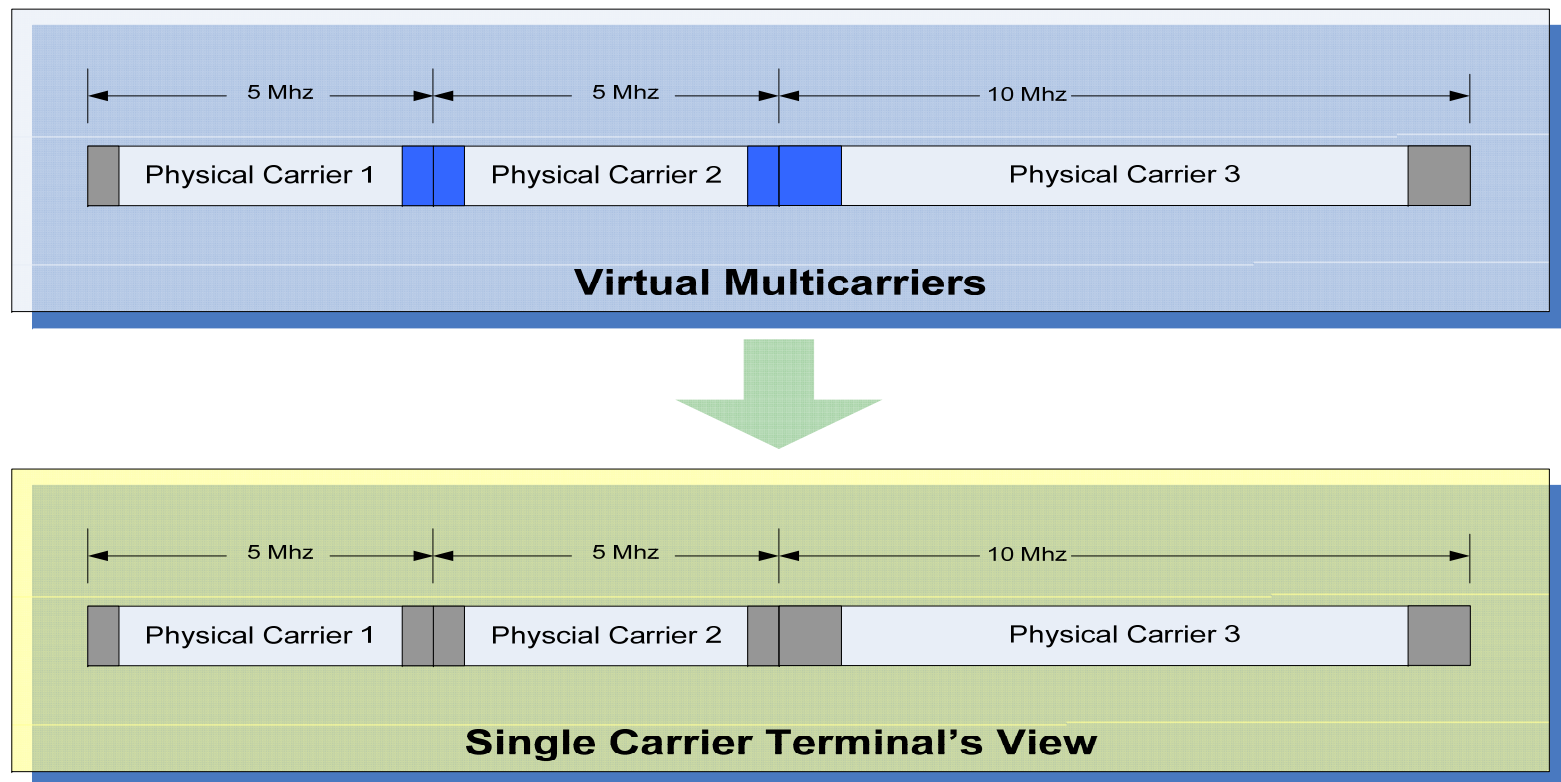


Multi-carrier Terminal Operation



- Sync to the real carrier
- Wider band processing

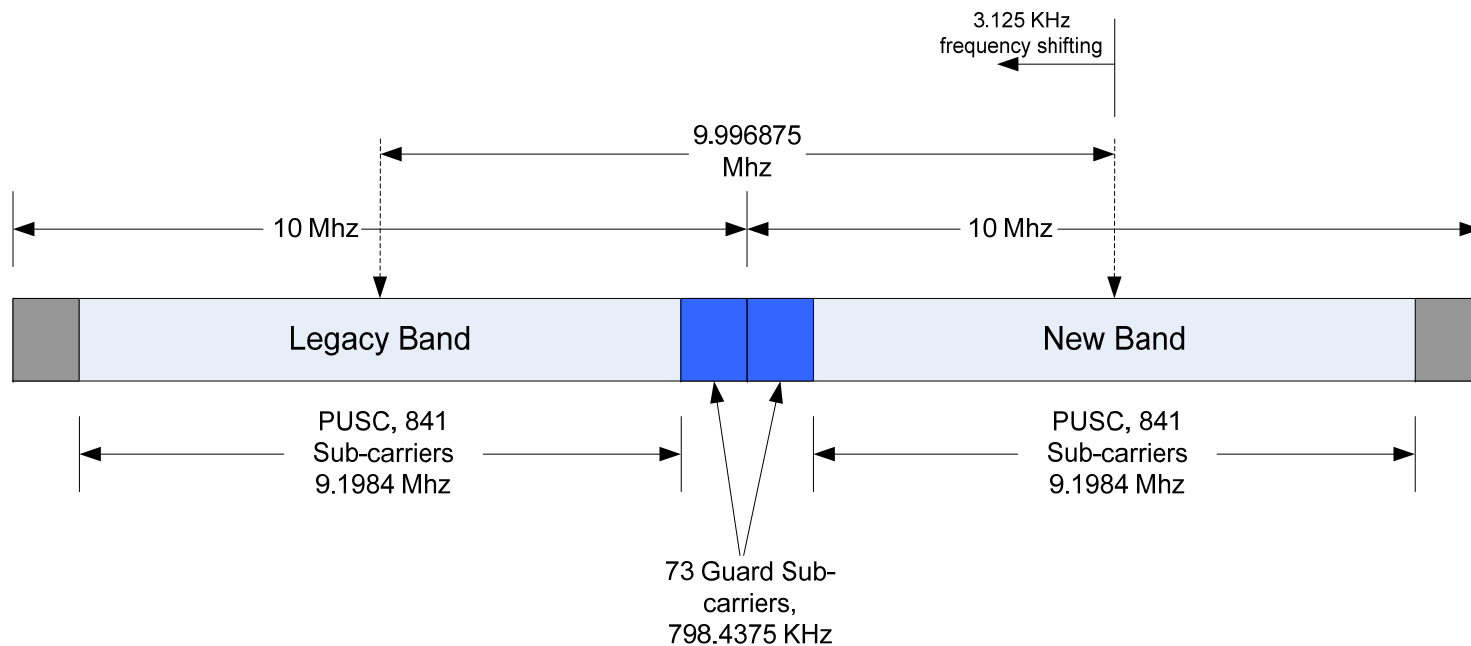
Single Carrier Terminal Operation



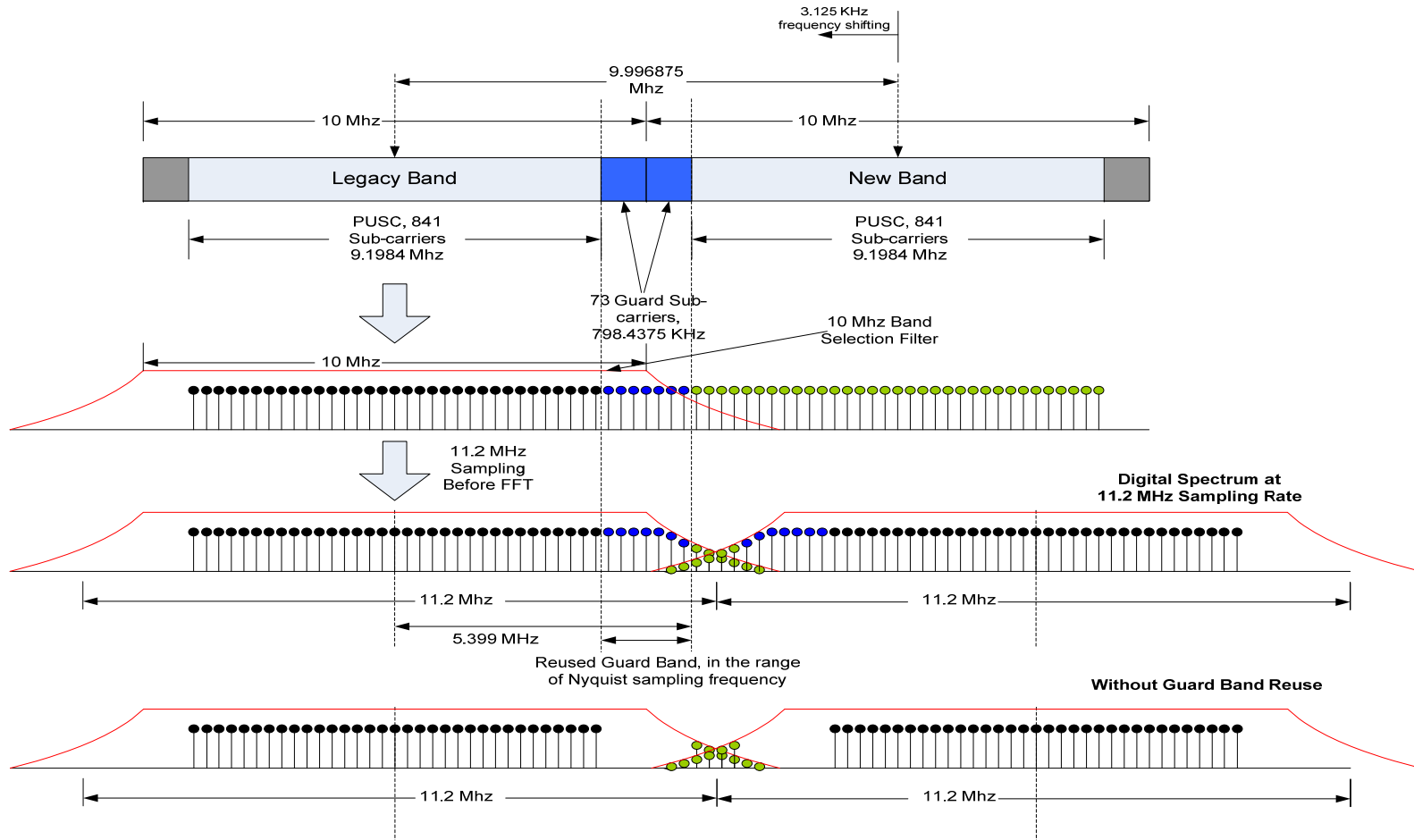
- Any one of the physical carriers can be selected for transferring the essential control information and used for operation with the legacy single carrier terminals.
- The guard sub-carriers are not used by single carrier terminals
- The use of guard sub-carriers for multi-carrier terminals is transparent to single carrier terminals

Legacy Band/Terminal Operation

- One Virtual Multi-carrier contains one 10MHz legacy carrier and one 10MHz 16m carrier
- The middle guard sub-carriers are used
- Any negative impact on legacy band/terminal operation?

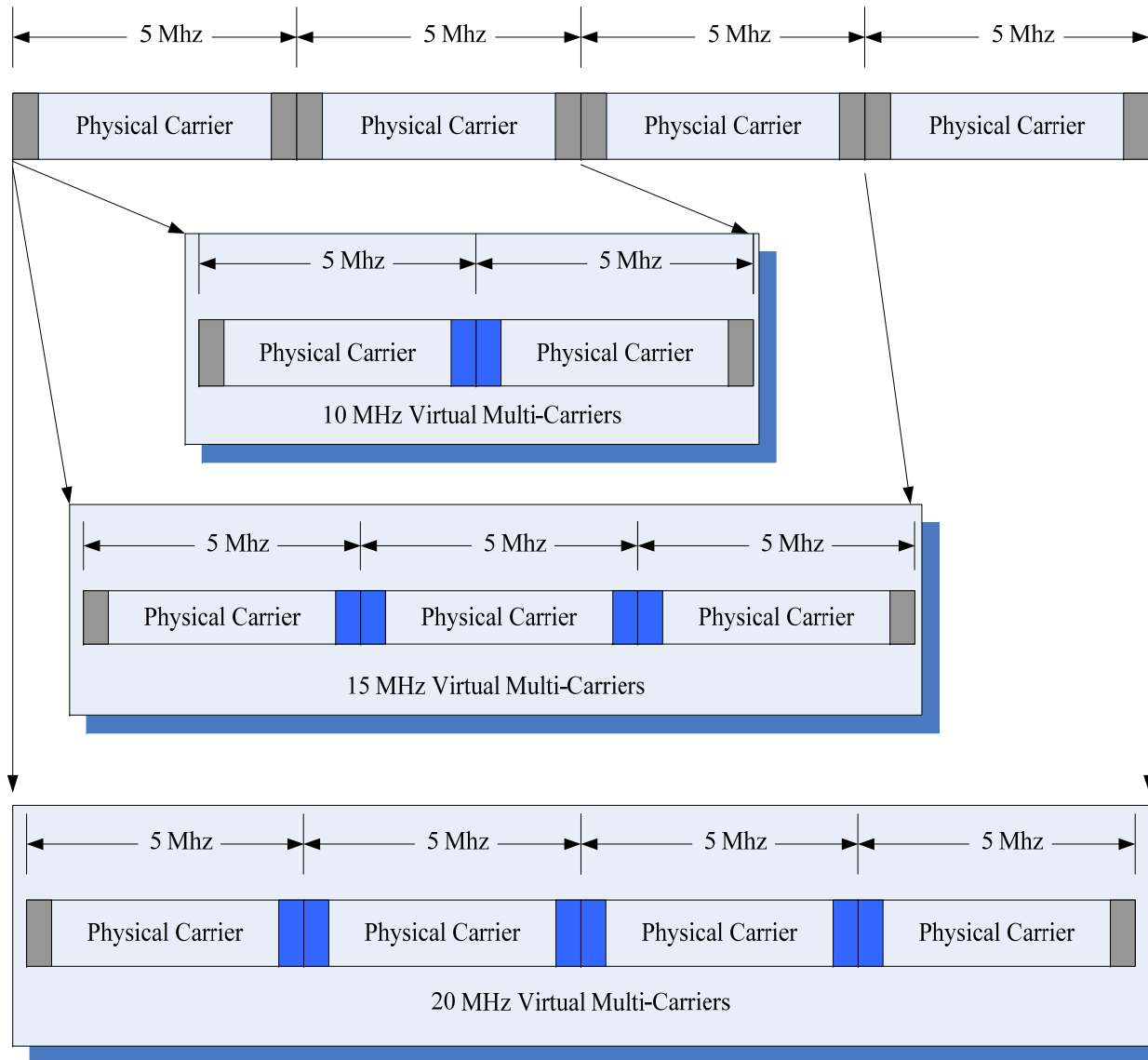


Legacy Terminal Operation Not Impacted



- With standard sampling rate (11.2MHz for 10MHz Carrier), the legacy terminal processing is not impacted by guard sub-carrier reuse
- With Virtual Multi-Carrier, the legacy band/terminals can be supported seamlessly

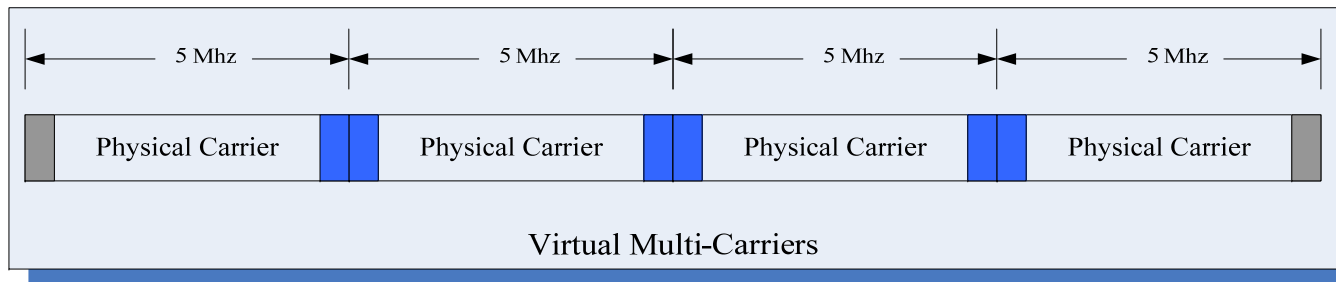
Unlimited BS Bandwidth Scaling



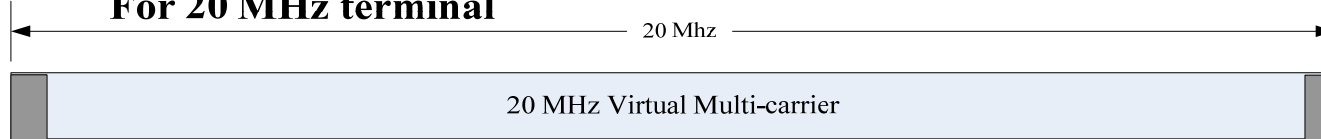
Variable Bandwidth Terminal Operation



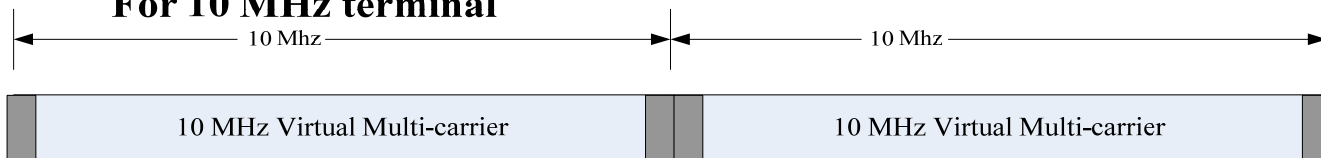
Can Be Configed as:



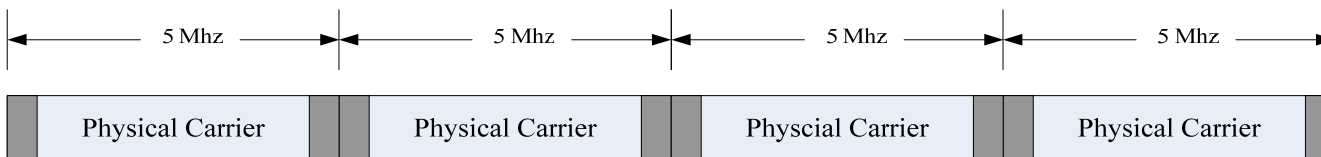
For 20 MHz terminal



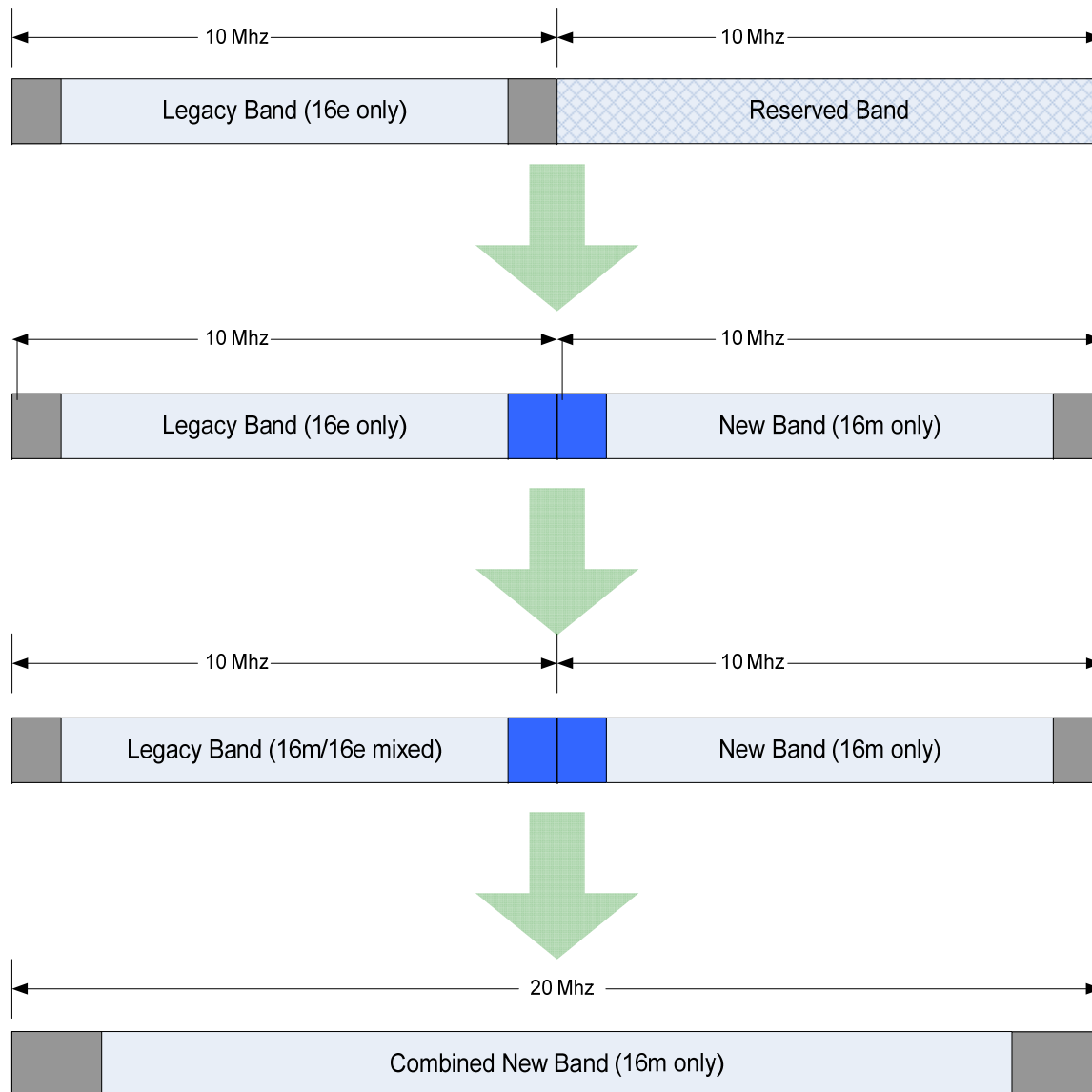
For 10 MHz terminal



For 5 MHz terminal



Incremental Deployment and Seamless Upgrade



Virtual Multi-carrier Summary

- Support seamless operation with legacy band/terminals
- Support guard band reuse for new terminals
- Support unlimited BS bandwidth scaling
- Support variable MS bandwidth operation
- Support incremental deployment and seamless upgrade