



# **WAN Connections & WAN PHY Requirements**

David W. Martin

March 6-10, 2000

Albuquerque, NM

# WAN Connections


---

- **Dark fiber**
- **SONET**
- **Existing DWDM**
- **Future DWDM/OTN**

\* for definitions refer to [http://grouper.ieee.org/groups/802/3/10G\\_study/public/jan00/law\\_1\\_0100.pdf](http://grouper.ieee.org/groups/802/3/10G_study/public/jan00/law_1_0100.pdf)

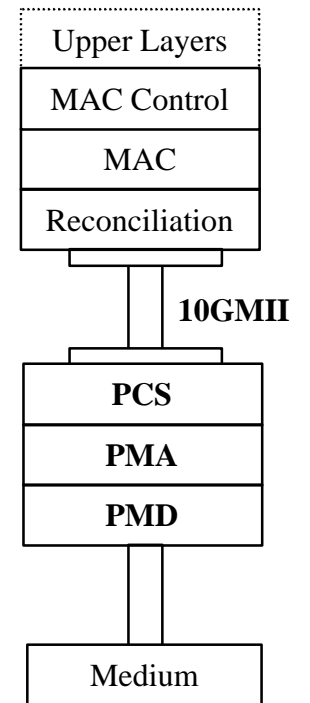
# Dark Fiber



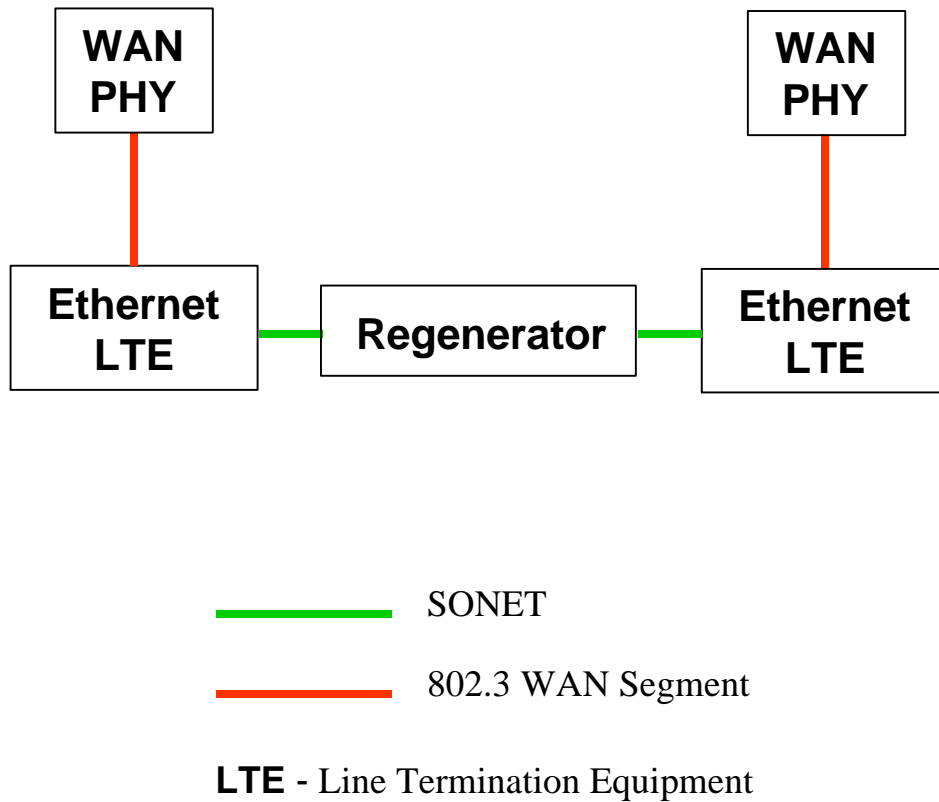
 802.3 WAN Segment

*Required WAN PHY  
Functionality: none*

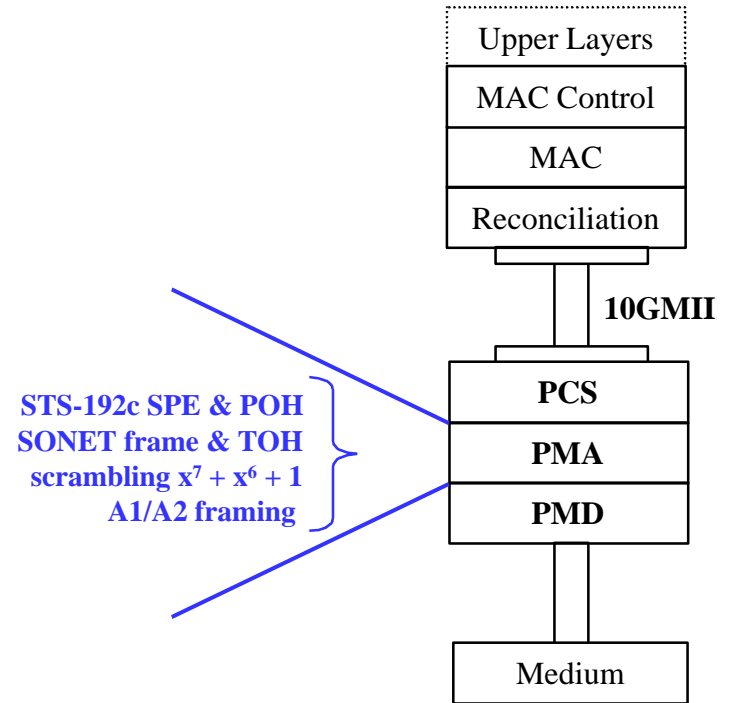
## 10 Gigabit Ethernet Reference Model



# SONET

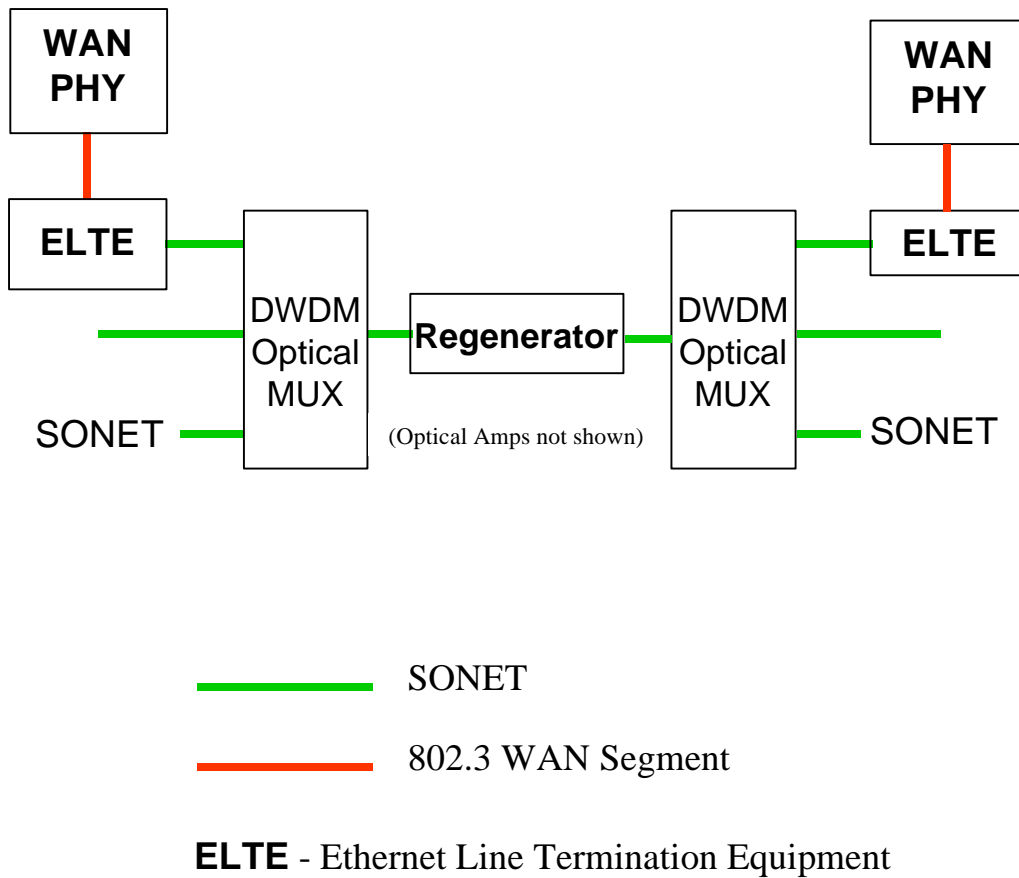


## 10 Gigabit Ethernet Reference Model

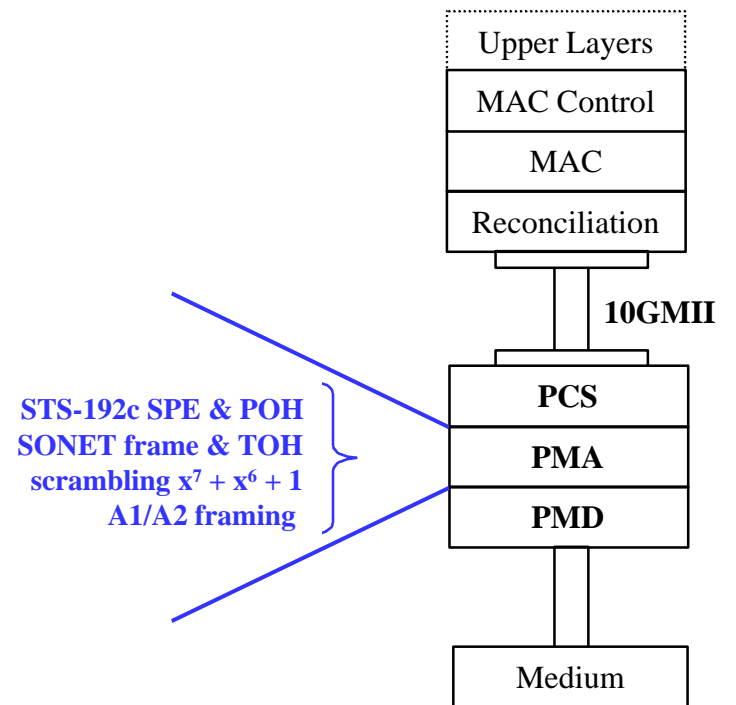


*Required WAN PHY  
Functionality*

# Existing DWDM

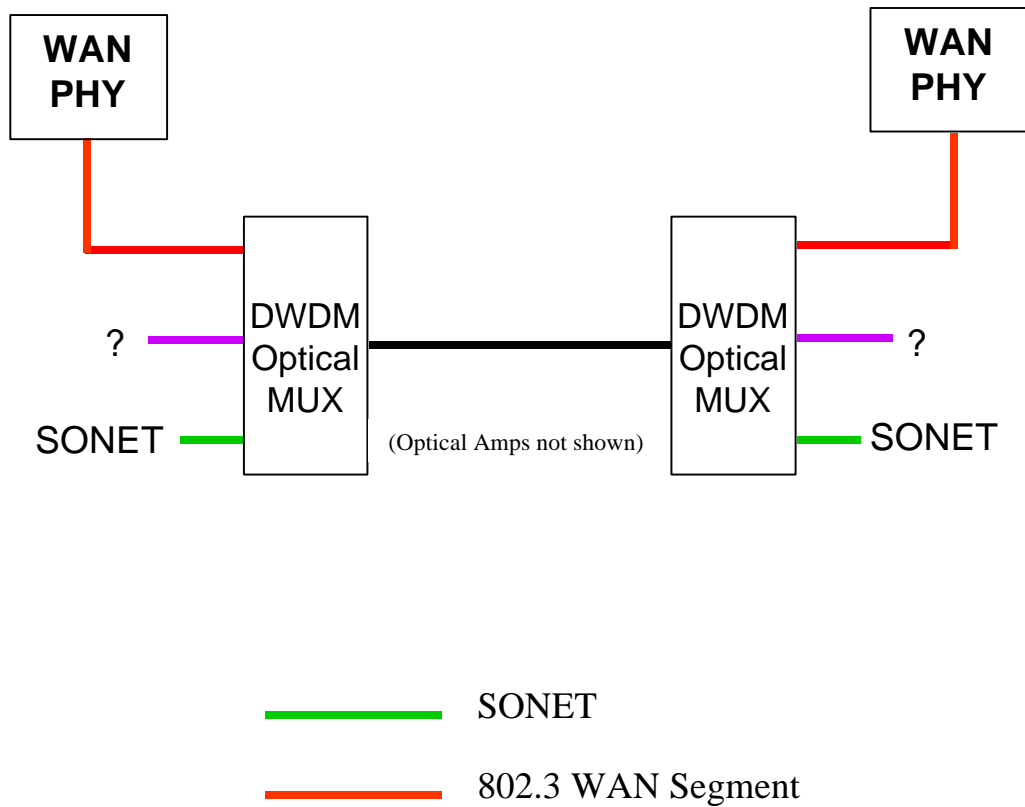


## 10 Gigabit Ethernet Reference Model

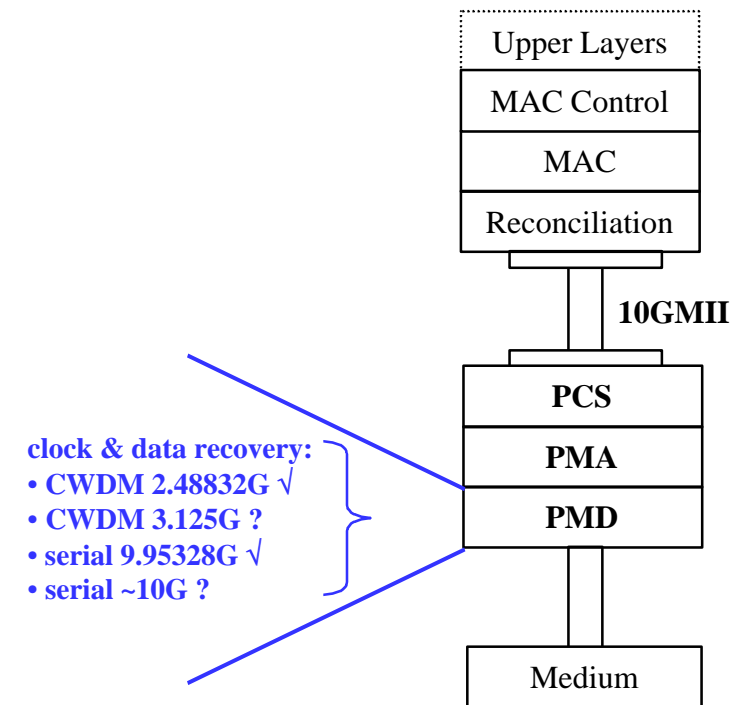


*Required WAN PHY  
Functionality*

# Future DWDM/OTN



## 10 Gigabit Ethernet Reference Model



*Required WAN PHY  
Functionality*

# Future DWDM/OTN

---

- a) The layer 0, Optical Transport Network, being defined by ITU-T SG13 & SG15.**
- b) Wavelengths on standard grid in 1550nm band.**
- c) Current client signals supported: OC-48, OC-192.**
- d) Goal is to eventually provide support for other rates, ranges of rates, and be layer 1 format independent.**

# WAN PHY Requirements Summary

---

## PCS:

- none

## PMA:

- STS-192c SPE & POH\*
- SONET frame & TOH\*
- scrambling  $x^7 + x^6 + 1$
- A1/A2 framing

## PMD:

- CWDM 2.48832G or serial 9.95328G (currently)

\* OH subset as described in [http://grouper.ieee.org/groups/802/3/10G\\_study/public/nov99/figueira\\_2\\_1199.pdf](http://grouper.ieee.org/groups/802/3/10G_study/public/nov99/figueira_2_1199.pdf)

---