



Straw Polls and Notes

May 22-23, 2001

Karl Nakamura, Cisco Systems


karln@cisco.com






Straw Polls and Notes

- **Propose that we specify that the maximum power allowed to be used by the PD is 12.95 watts.**
For: 12 Against: 0 Abstain: 2
- **If the PD operates outside the blue zone(ccullin slide 5, power in excess of 12.95 watts at the PD) it is non-compliant and shall assume that it will be disconnected.**
For: 15 Against: 0 Abstain: 1
- **If the PSE operates in the black zone(ccullin slide 5, power in excess of Pmax at the PSE) it may disconnect the PD.**
For: 13 Against: 1 Abstain: 0
- **If the PSE operates in the black zone(ccullin slide 5, power in excess of Pmax at the PSE) it shall disconnect the PD.**
For: 7 Against: 7 Abstain: 0



Straw Polls and Notes

- **P_{max} in the 2 motions above is 15.4 Watts.**
For: 12 Against: 3 Abstain: 2
- **P_{peak} in slide 4 of the “continuous power presentation[Measured at the PSE]” is 15.4 Watts.**
For: 12 Against: 5 Abstain: 2
- **P_{peak} in slide 4 of the “continuous power presentation[Measured at the PSE]” is 19.8 Watts.**
For: 5 Against: 9 Abstain: 5




Straw Polls and Notes

- **Column 1 on Slide 4 of the “continuous power presentation[Measured at the PSE]” is preferred (assuming 350mA_RMS is the limitation of the cable plant, including all cable, cable types, connectors and connector types, cross connects, etc.)**

For: 10 Against: 5 Abstain: 3

- **Column 3 on Slide 4 of the “continuous power presentation[Measured at the PSE]” is preferred (assuming 350mA_RMS is the limitation of the cable plant, including all cable, cable types, connectors and connector types, cross connects, etc.)**

For: 5 Against: 10 Abstain:3



Straw Polls and Notes

- **Column 4 on Slide 4 of the “continuous power presentation[Measured at the PSE]” is preferred (assuming 350mA_RMS is the limitation of the cable plant, including all cable, cable types, connectors and connector types, cross connects, etc.)**
For: 15 Against: 1 Abstain: 3
- **PSEs support inrush for PDs up to 50 uF. Above 50 uF the PD must provide inrush limiting**
For: 16 Against: 0 Abstain: 5
- **PDs and PSE must comply with either IEEE 802.3 Environment A or Environment B.**
For: 18 Against: 2 Abstain: 3



Attendees

• 10 AM 5/22/01 St. Louis

Roger Karam	Cisco	rkaram@cisco.com
Karl Nakamura	Cisco	karln@cisco.com
David Dwelley	LTC	ddwelley@linear.com
David Kohl	SEI	dkohl@seipower.com
Gerard Vergnaud	Alcatel	gerard.vergnaud@col.bsf.alcatel.fr
Mike Woodring	Fairchild	michael.woodring@fairchildsemi.com
Bruce Inn	Micrel	bruce.inn@micrel.com
Peter Schwartz	Micrel	peter.schwartz@micrel.com
Thong Huynh	Maxim	thong_huynh@maximhq.com
Scott Burton	Mitel	scott_burton@mitel.com
Jerry Bachand	Avaya	gbachand@avaya.com
Larry Kerenyi	Supertex	larryk@supertex.com
Brian Lynch	TI	brian_lynch@ti.com
Rick Brooks	Nortel	ribrooks@nortelnetworks.com
Darshan Yair	Powerdsine	yaird@powerdsine.com
Lisa Leo	Tyco	lleo@tycoelectronics.com
Wael Diab	Cisco	wdiab@cisco.com
Chris Cullin	Cisco	ccullin@cisco.com
Don Stewart	Avaya	dsstewart@avaya.com
John Jetzt	Avaya	jetzt@avaya.com
Kris Moody	Orion	moody@orion-design.com
Jennifer Rasimas	Nortel	rasimas@nortelnetworks.com

