



IEEE 802.3az

Energy Efficient Ethernet

Task Force Update

Presented to the P802.3ba Task Force

Denver, CO
July 16, 2008

Mike Bennett
mjbennett@ieee.org

Discussion

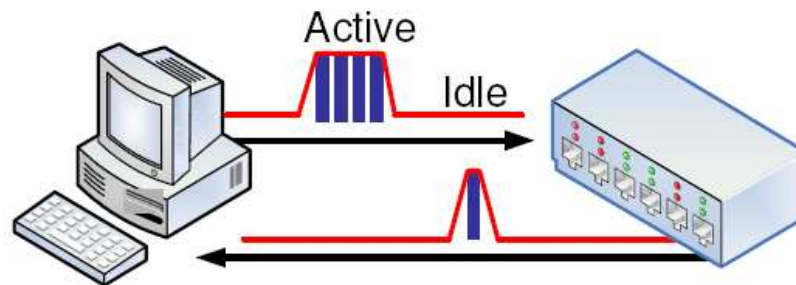
- Brief overview of Energy Efficient Ethernet (EEE)
- IEEE P802.3az – current status
- Things to consider

Briefly, what is EEE?

- EEE is a method to facilitate transition to and from lower power consumption in response to changes in network demand
 - In the process of being defined for these copper PHYs
 - 100BASE-TX (Full Duplex)
 - 1000BASE-T (Full Duplex)
 - 10GBASE-T
 - Expecting to adopt proposals for backplane PHYs this week
 - 10GBASE-KR
 - 10GBASE-KX4
 - Uses Low Power Idle (LPI) to save energy

What is Low Power Idle?

- Concept: Transmit data as fast as possible, return to Low-Power Idle
- Saves energy by cycling between Active and Low Power Idle
 - Power reduced by turning off unused circuits during LPI
 - Energy use scales with bandwidth utilization

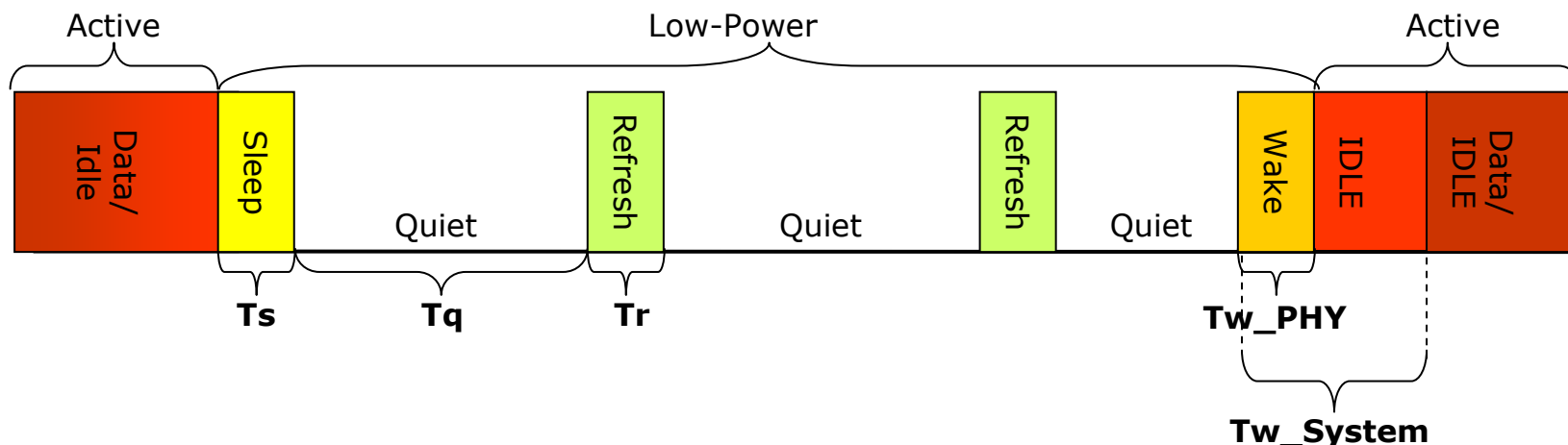


What is Low Power Idle?

■ A closer look

□ We've been talking about T_w values around 10 usec

Term	Description
Sleep Time (T_s)	Duration PHY sends Sleep symbols before going Quiet.
Quiet Duration (T_q)	Duration PHY remains Quiet before it must wake for Refresh period.
Refresh Duration (T_r)	Duration PHY sends Refresh symbols for timing recovery and coefficient synchronization.
PHY Wake Time (T_w_PHY)	Duration PHY takes to resume to Active state after decision to Wake.
System Wake Time (T_w_System)	Wait period where no data is transmitted to give the receiving system time to wake up.



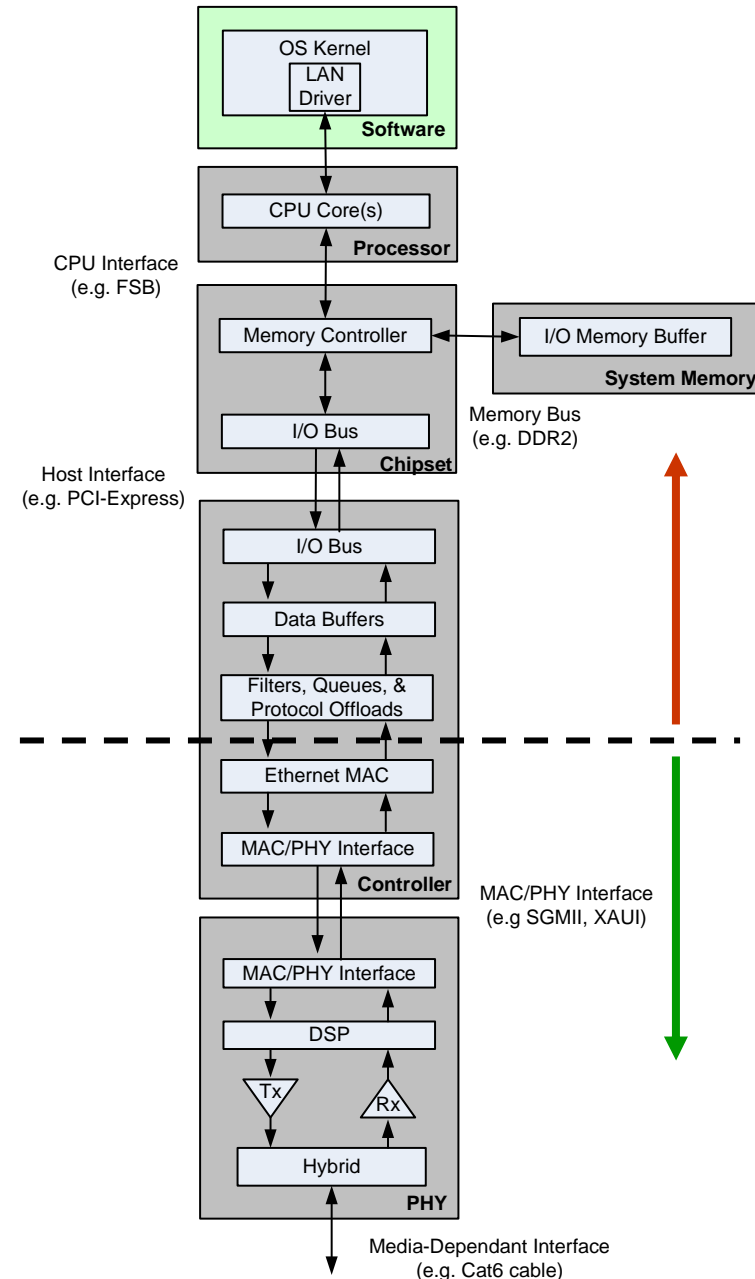
A system view

■ Outside the scope of our work

- Control policy
- System power savings

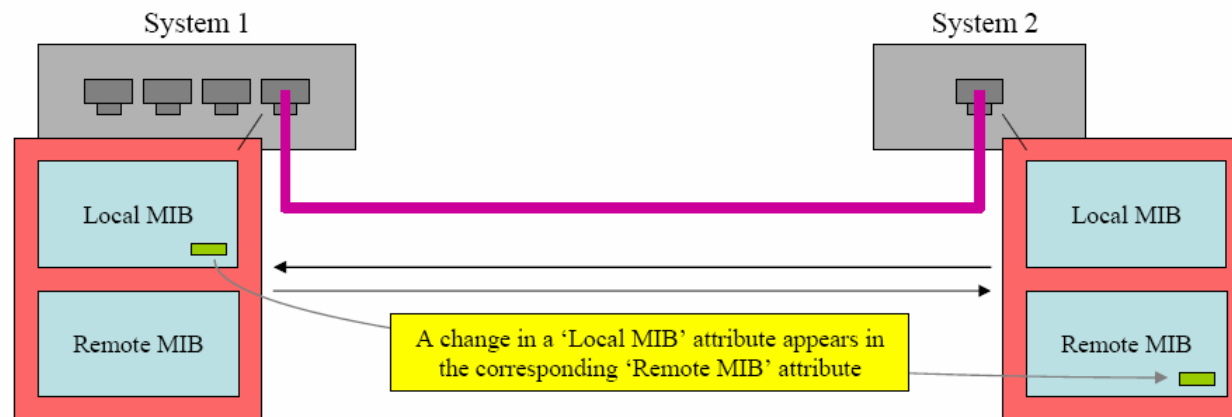
■ In scope

- PHY power savings
- Auto-negotiation
- Management
- Protocol to communicate parameter changes



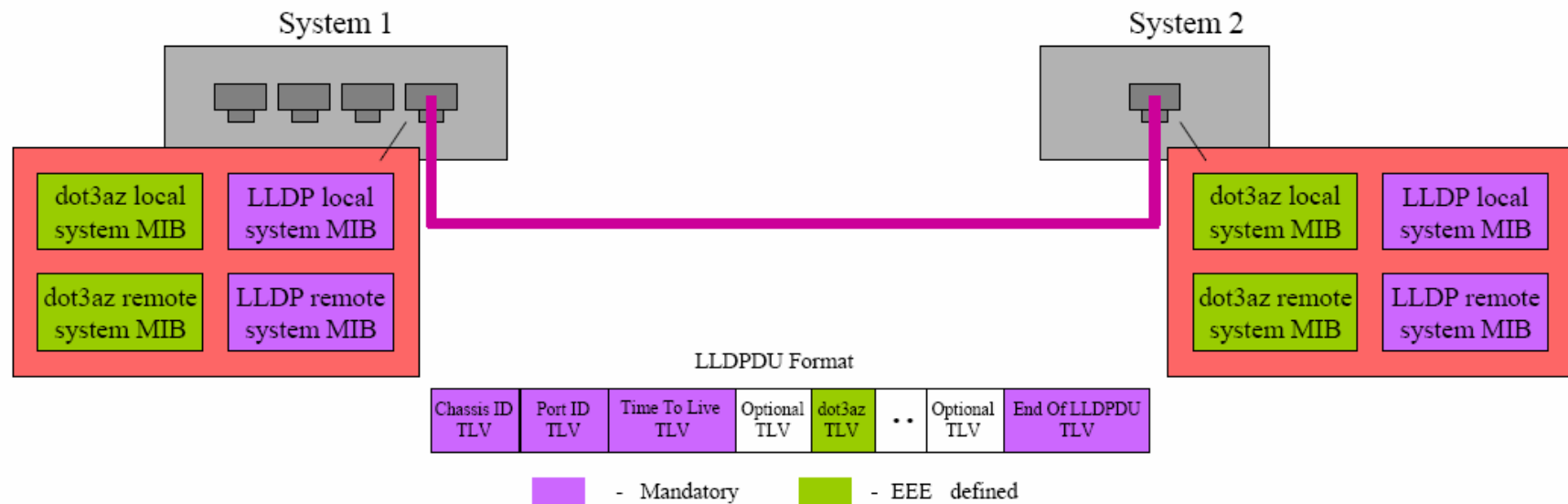
Link partner communication

- Will use auto-negotiation to notify link partner of EEE capabilities
- Will use LLDP to notify link partner of parameter changes
 - E.g. control policy
 - User can choose energy savings preferred over performance or vice versa



LLDP

- We'll need to define LLDP MIB extension and TLVs as well as an EEE MIB



Current status

- **We've adopted several proposals for our baseline**

- Reduced Amplitude 10BASE-T
- Low Power Idle (LPI) for 100BASE-TX
- LPI for 1000BASE-T
- LPI for 10GBASE-T
- Use of LLDP to communicate between link partners after auto-negotiation

- We have an editor's draft incorporating these proposals

Current status

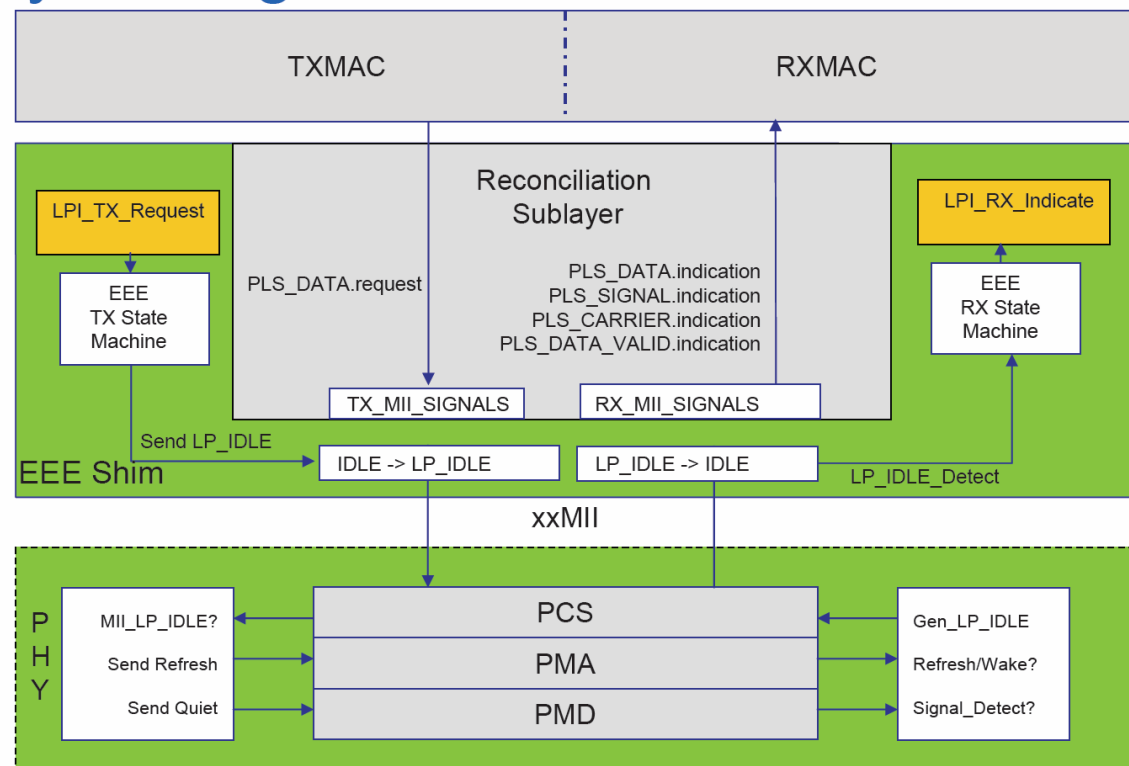
- **We're considering backplane proposals for our baseline**
 - 10GBASE-KR
 - 10GBASE-KX4
 - 1000BASE-KX
 - The work is being done, will likely add an objective

- Assuming we get through the remaining proposals this week
 - We'll bring in the material from the new proposals for review in September
 - Focus on
 - filling in TBDs and holes in the draft
 - Possibly Modifications to the Reconciliation Sublayer and MIBs

Things to consider

- LPI is “architecture agnostic”
 - It will work on a serial interface
 - It will work on a multi-channel interface

Layer Diagram



Things to consider

- The question about applying EEE to optics has come up a few times
 - We don't have objectives for optical PHYs
 - Doesn't necessarily mean this can't be applied to optical PHYs
 - Suggested in Onn Haran's *Applicability of EEE to Fiber PHYs* http://www.ieee802.org/3/eee_study/public/sep07/haran_1_0907.pdf
 - Interesting idea – just may have been premature
 - Can you “gate” optics and still achieve reliable operation?
 - We didn't study this

Things to consider

■ Latency

- EEE operational mode adds additional latency to be considered by the network designer
- When at Low Power Mode, PHY device is not available immediately for data transmission request.
 - System has to wake it up by sending normal idle code on the MAC interface.
 - Following IDLE code reception on the MAC interface, PHY starts waking up process.
 - The max PHY recovery time T_w is different for different PHY types




Questions?






Thank You!





Back-up



Objectives

- ❑ Define a mechanism to reduce power consumption during periods of low link utilization for the following PHYs
 - 100BASE-TX (Full Duplex)
 - 1000BASE-T (Full Duplex)
 - 10GBASE-T
 - 10GBASE-KR
 - 10GBASE-KX4
- ❑ Define a protocol to coordinate transitions to or from a lower level of power consumption
- ❑ The link status should not change as a result of the transition
- ❑ No frames in transit shall be dropped or corrupted during the transition to and from the lower level of power consumption
- ❑ The transition time to and from the lower level of power consumption should be transparent to upper layer protocols and applications
- ❑ Define a 10 megabit PHY with a reduced transmit amplitude requirement such that it shall be fully interoperable with legacy 10BASE-T PHYs over 100 m of Class D (Category 5) or better cabling to enable reduced power implementations
- ❑ Any new twisted-pair and/or backplane PHY for EEE shall include legacy compatible auto negotiation