

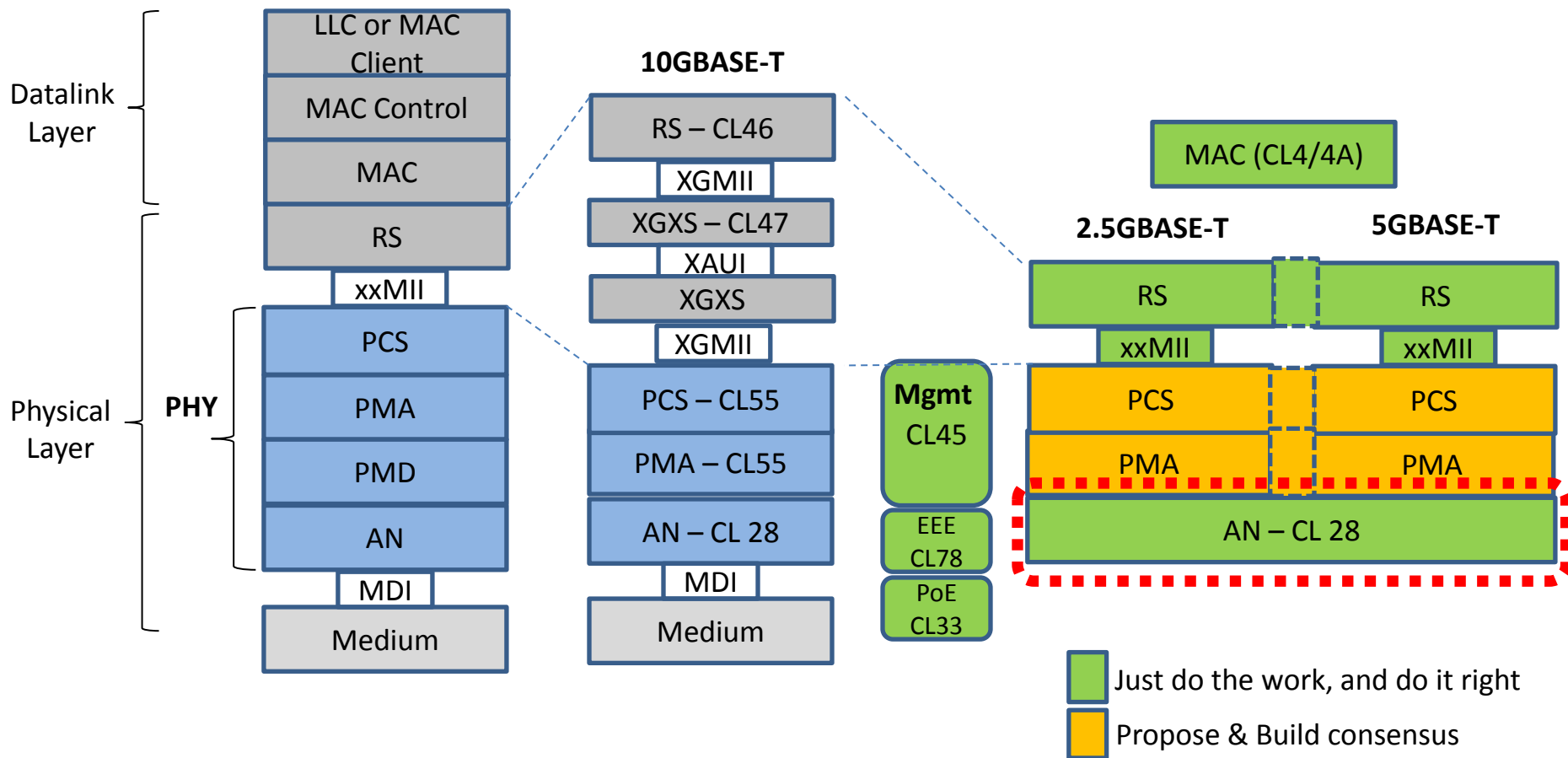
802.3bz Layers – Auto-negotiation Proposal

(Presented on April 21st 2015 ad hoc call, Revised from April 14th, 2015,
Option 2 as the proposal based on .3bq direction.
Decouples .3bz from .3bq but still coordinated)

Yong Kim (ybkim at broadcom com), presenting
Tooraj Esmailian (ToorajE at broadcom com),
Brad Booth (BrBooth at microsoft com as the 10GBASE-T chair),

Auto-Negotiation

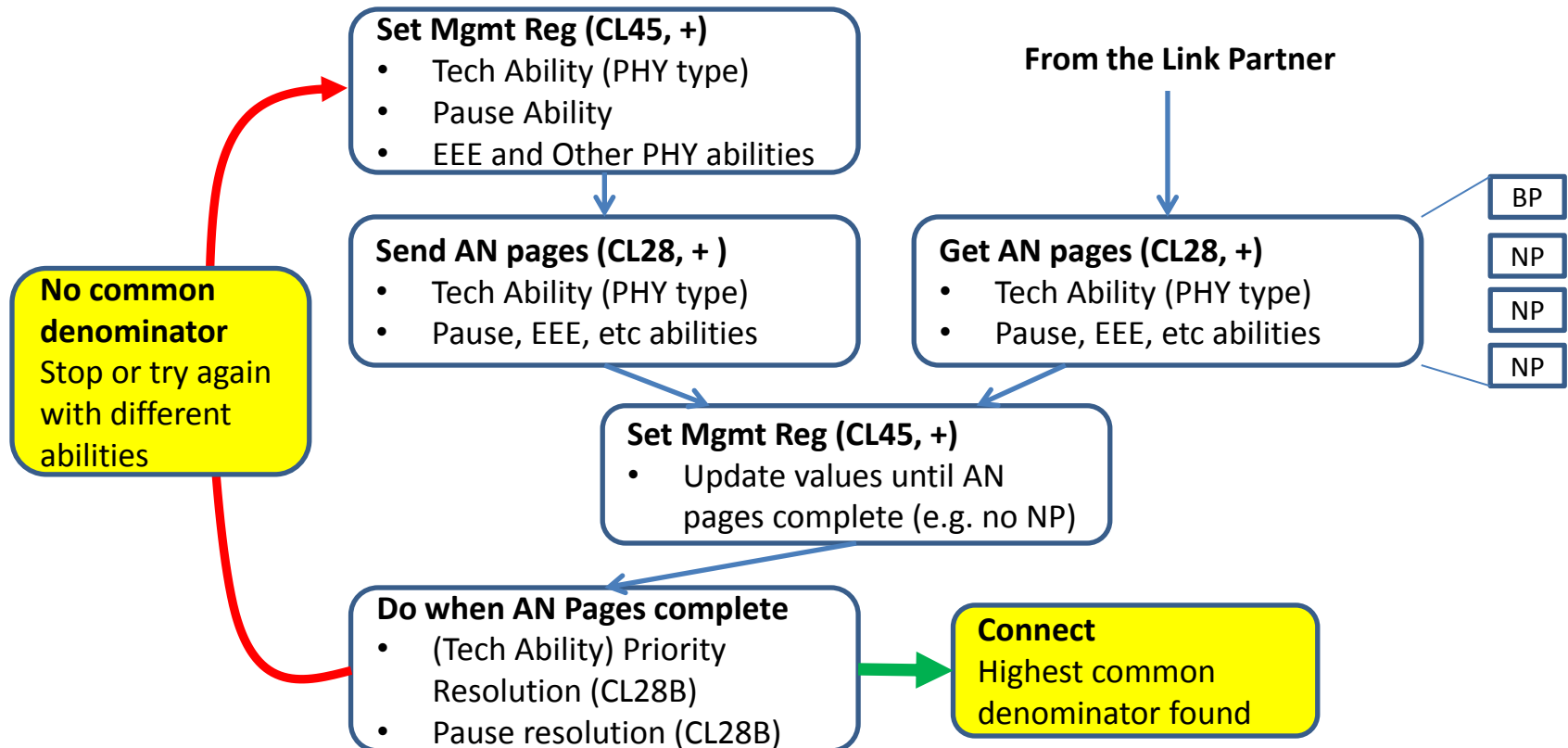
2.5G and 5G BASE-T Layering considerations



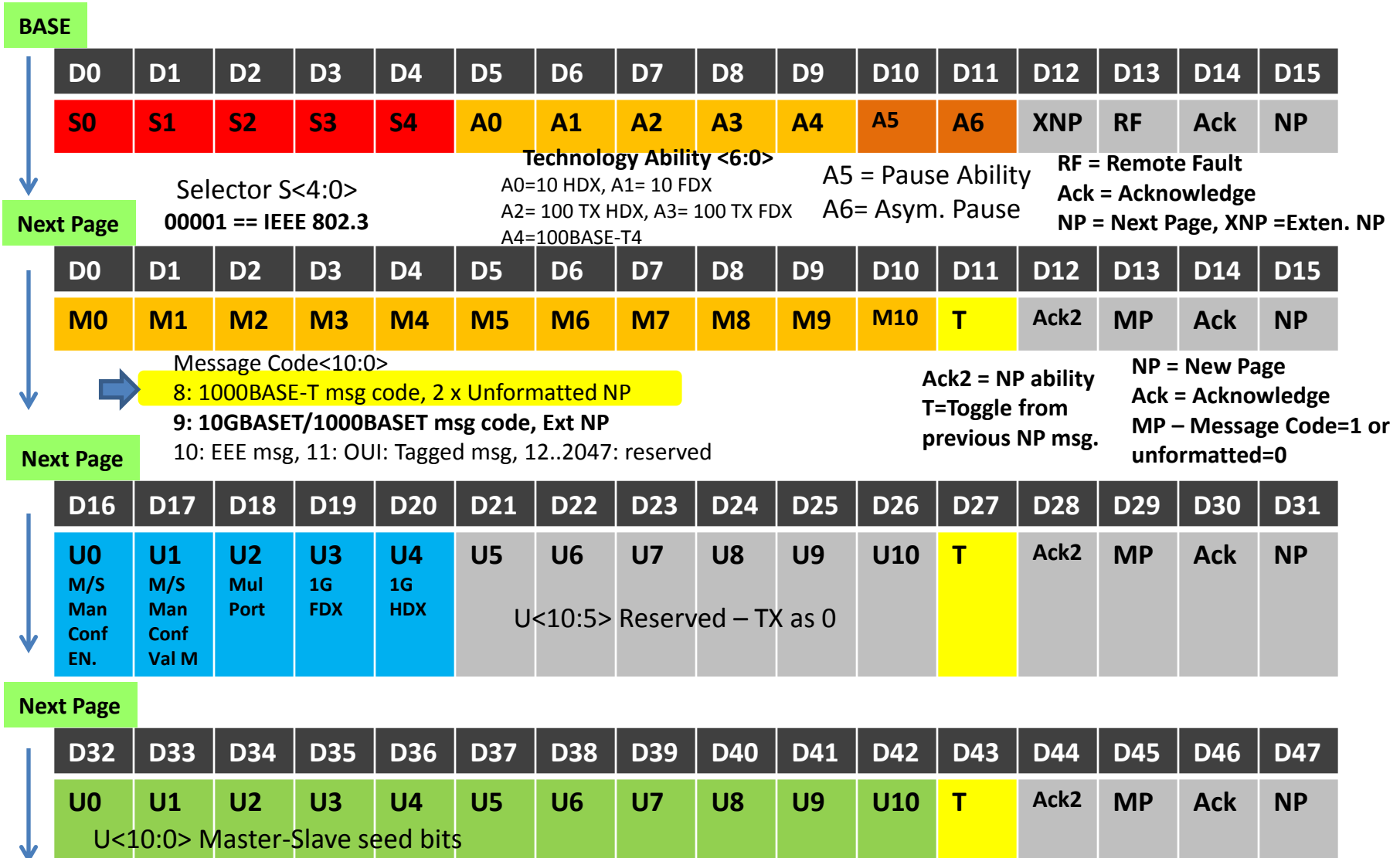
AUTO-NEGOTIATION BACKGROUND

Auto-Negotiation System

- Refer to Auto-Negotiation (AN) Overview and Read CL28 +
 - http://www.ieee802.org/3/by/public/Mar15/booth_3by_01_0315.pdf
- AN is an open loop advertisement – not a stateful protocol, just “Ack”s.
 - **Qualitative** description below (**Mgmt** – **CL45 is optional**, but info required for AN resides locally regardless).



Auto-Negotiation (CL28) Review – 1G (CL40.5)



Auto-Negotiation (CL28) Review – EEE

CL40.5 (1G) & CL45.2.7.13 (Mgmt.EEE)



For 1G EEE (CL40), do
 1) This (1G auto-neg on the previous slide)
 2) And then below (EEE)

Note: Msg code 9 based EEE is NOT referenced in CL40 (1G)
 Maintenance item?

Next Page

D0	D1	D2	D3	D4	D5	D6	D7	D8	D9	D10	D11	D12	D13	D14	D15
M0	M1	M2	M3	M4	M5	M6	M7	M8	M9	M10	T	Ack2	MP	Ack	NP

Message Code<10:0>
 8: 1000BASE-T msg code, 2 x Unformatted NP
 9: 10GBASET/1000BASE-T msg code, Ext NP
 10: EEE msg, 11: OUI: Tagged msg, 12..2047: reserved

Ack2 = NP ability
 T=Toggle from
 previous NP msg.

NP = New Page
 Ack = Acknowledge
 MP – Message Code=1 or
 unformatted=0

Next Page

D16	D17	D18	D19	D20	D21	D22	D23	D24	D25	D26	D27	D28	D29	D30	D31
U0	U1 100TX EEE	U2 1G EEE	U3 10G EEE	U4 1G KX EEE	U5 10G KX4 EEE	U6 10G KR EEE	U7	U8	U9	U10	T	Ack2	MP	Ack	NP

Note: U<10:0> is specified in 45.2.7.13 reference to copy bit by bit -- 28C.12. Bits 15:0 of register 7.60 – EEE Adv Register in CL45, Table 190

Auto-Negotiation (CL28) Review – 10G (CL55.6)

BASE

D0	D1	D2	D3	D4	D5	D6	D7	D8	D9	D10	D11	D12	D13	D14	D15
S0	S1	S2	S3	S4	A0	A1	A2	A3	A4	A5	A6	XNP	RF	Ack	NP

Selector S<4:0>
00001 == IEEE 802.3

Technology Ability <6:0>
A0=10 HDX, A1= 10 FDX
A2= 100 TX HDX, A3= 100 TX FDX
A4=100BASE-T4

A5 = Pause Ability
A6= Asym. Pause

RF = Remote Fault
Ack = Acknowledge
NP = Next Page, XNP = Exten. NP

Next Page

D0	D1	D2	D3	D4	D5	D6	D7	D8	D9	D10	D11	D12	D13	D14	D15
M0	M1	M2	M3	M4	M5	M6	M7	M8	M9	M10	T	Ack2	MP	Ack	NP

Message Code<10:0>
8: 1000BASE-T msg code, 2 x Unformatted NP
9: 10GBASET/1000BASE-T msg code, Ext NP
10: EEE msg, 11: OUI: Tagged msg, 12..2047: reserved

Ack2 = NP ability
T=Toggle from previous NP msg.

NP = New Page
Ack = Acknowledge
MP – Message Code=1 or unformatted=0

Ext NP W1

D16	D17	D18	D19	D20	D21	D22	D23	D24	D25	D26	D27	D28	D29	D30	D31
U0	U1	U2	U3	U4	U5	U6	U7	U8	U9	U10	U11 10G M/S Man Conf EN.	U12 10G M/S Conf Val M	U13 (10G) Mul Port	U14 1G FDX	U15 1G HDX

U<10:0> Master-Slave seed bits

Ext NP W2

D32	D33	D34	D35	D36	D37	D38	D39	D40	D41	D42	D43	D44	D45	D46	D47
U16 10G	U17 (10G) LD Lp Time	U18 (10G) Short Reach	U19 (10G) Fast retrn	U20 (10G) LD train Rst rq	U21	U22 100T X EEE	U23 1G EEE	U24 10G EEE	U25	U26	U27	U28	U29	U30	U31

Auto-Negotiation (CL28) – .3bq D2.0

BASE

D0	D1	D2	D3	D4	D5	D6	D7	D8	D9	D10	D11	D12	D13	D14	D15
S0	S1	S2	S3	S4	A0	A1	A2	A3	A4	A5	A6	XNP	RF	Ack	NP

Selector S<4:0>
00001 == IEEE 802.3

Technology Ability <6:0>
A0=10 HDX, A1= 10 FDX
A2= 100 TX, HDX A3= 100 TX FDX
A4=100BASE-T4

A5 = Pause Ability
A6= Asym. Pause

RF = Remote Fault
Ack = Acknowledge
NP = Next Page, XNP = Exten. NP

Next Page

D0	D1	D2	D3	D4	D5	D6	D7	D8	D9	D10	D11	D12	D13	D14	D15
M0	M1	M2	M3	M4	M5	M6	M7	M8	M9	M10	T	Ack2	MP	Ack	NP

Message Code<10:0>
8: 1000BASE-T msg code, 2 x Unformatted NP
9: ~~10GBASET/1000BASE-T~~ ~~xGBASE-T~~ msg code, Ext NP
10: EEE msg, 11: OUI: Tagged msg, 12..2047: reserved

Ack2 = NP ability
T=Toggle from previous NP msgg.

NP = New Page
Ack = Acknowledge
MP – Message Code=1 or unformatted=0

Ext NP W1

D16	D17	D18	D19	D20	D21	D22	D23	D24	D25	D26	D27	D28	D29	D30	D31
U0	U1	U2	U3	U4	U5	U6	U7	U8	U9	U10	U11 (10G) M/S Man Conf EN.	U12 (10G) M/S Conf Val Mstr.	U13 (10G) Mul Port	U14 1G FDX	U15 1G HDX

U<10:0> Master-Slave seed bits

Ext NP W2

D32	D33	D34	D35	D36	D37	D38	D39	D40	D41	D42	D43	D44	D45	D46	D47
U16 10G	U17 (10G) LD Lp Time	U18 (10G) Short Reach	U19 (10G) Fast retrn	U20 (10G) LD train Rst rq	U21 40G	U22 100T X EEE	U23 1G EEE	U24 10G EEE	U25 40G EEE	U26	U27	U28	U29	U30	U31

Auto-Negotiation (CL28) – .3bq ← 25G

BASE


Bits that needs to go in here for 25G and 40G.

- 40G Fast Re-train (need separate bit from 10G)
- 40G Repetitive Training Pattern mode (jul14/southern_3bq_01_0714.pdf)
- 25G
- 25G EEE
- 25G Fast Re-train
- 25G Repetitive Training Pattern Mode

6 Spare bts at present.

6 bits needed at present (no more bits left, if we find something later), and no bits left for 2.5G and 5G.

Note: .3 bq reuse of 10G Master-Slave related fields (11 + 1 + 1 + 1)



Ext NP W2

D32	D33	D34	D35	D36	D37	D38	D39	D40	D41	D42	D43	D44	D45	D46	D47
U16 10G	U17 (10G) LD Lp Time	U18 (10G) Short Reach	U19 (10G) Fast retrn	U20 (10G) LD train Rst rq	U21 40G	U22 100T X EEE	U23 1G EEE	U24 10G EEE	U25 40G EEE	U26	U27	U28	U29	U30	U31

CL28 - Rules and Observations

- Reminder: Do not redefine bits. Reusing bits without any functional changes **may be** ok (but need to be careful).
- Not very obvious and clean, especially inclusive of 1G and 10G coding.
 - Attempted “cover all modern PHYs” in the message code 9 to serve 100TX/1G/10G & EEE versions is not working well for us now.
- Legacy replicated info (what’s allowed in AN)
 - EEE message bits (EEE capabilities for 100TX, 1G, 10G BASE-T) and Message code 9 (10G) already replicate CL45 mgmt register info on AN. 100TX, 1G FDX, and 1G HDX also replicated in M Code 8 and 9.
- 2.5G and 5G needs
 - 8 bits -- 4 bits for each <Speed, EEE, **Fast Re-train, Repetitive Train?**>
 - Master/Slave (14 bits = 11 + 1 + 1 + 1) -- could be common w/ **1G/10G/25G/40G**.
 - Needs 22 bits **of which 14 M/S bits *may* be reused** w/ other BASE-T speeds.
 - Consequence of sharing of M/S bits -- Mixed speed multiport device where not all ports have the same (e.g. speed) capability – not likely as a product but possible and allowed by standard. E.g. what does a multi-port PHY that support 4 x 2.5 G and 1 x 2.5G/5G report? Std is not clear.
 - Suggest NOT to dwell on this point. Offered as an information for completeness.

CL28 .3bz - So what are the options?

- ❌ Not an option – fit into XNP msg code 9 (10G) in flight (.3bq)
- ❌ Option 1 – go back to 1G method (msg code 8 & 10 (EEE)
 - BP + NP + NP + NP and add more NP (new) + NP (new) for 2.5G/5G
- Option 2 – Define a new 2.5G/5G Extended NP
 - BP + XNP(1)-msg code 12 (new) + XNP (2) + XNP(3)
 - 22 bits out of 32 bits used.
 - Reflects 802.3bq D2.0 (current as of this PDF).
- Option 3 – Define 2.5G/5G/25G/40G Extended NP
 - BP + XNP(1)-msg code 12 (new) + XNP (2) + XNP(3)
 - 30 bits out of 32 bits used. (or 16 bit out 32 used, if MC9 M/S re-used).
 - Coordinate w/ .3bq + 25G project
- Option 4 – Reuse 10G (MC 8) for 2.5G/5G, and “ask” 25G/40G to go to a new Extended NP (and let it replicate 10G bits perhaps).
 - 8 bits, Speed, EEE, Fast Re-train, Rep Train)*2, needed out of 8 bits available for 2.5G and 5G. **No spares.**

CL 28 .3bz Options and Consequences

O	Description	1G	2.5G/5G	10G	25G	40G
2	2.5G & 5G gets its own new page ← Optimizes well!	MC8 & (9 or 10)	MC12	MC9	MC9	MC9
			SB =3(17)	MC9 - no Spare Bits, post .3bq work		
3	2.5G/5G/25G/40G to go to a new page ← Not the .3bq direction	MC8 & (9 or 10)	MC12	MC9	MC12	MC12
			SB =2(16)	SB = 8	SB = 2(16)	
4	"Ask" 25G/40G to go to a new page. 2.5G/5G uses MC9 ← Not the .3bq direction ← Not recommended for .3bz	MC8 & (9 or 10)	MC9	MC9	MC12	MC12
			MC9 – No Spare Bits anticipated (4 x 2)		SB=12(26)	

Note: SB = Spare bits, (nn) denotes if MC9 Master/Slave related fields are re-used and common across 2.5G/5G/10G/25G/40G, regardless of MC12 use.

802.3BZ AUTO-NEGOTIATION PROPOSAL (based on the “Option 2”)

in

http://www.ieee802.org/3/NGEBASET/public/archadhoc/Kim_AutoNegotiation_v2_2015_4_14c.pdf

Based on 802.3bq (early) indication to
stay in Message Code 9.

Acting on “IF .3bq does not want to
move, THEN ...

CL 28 .3bz AN Objectives & A Proposal

Objectives

- 802.3bq and 802.3bz to be coordinated, i.e. 2.5G/5G/25G/40G.
- Got (early) .3bq Feedback – 802.3bq to stay in MC9, so acting on that preference,
- Define 2.5G/5G BASE-T PHY related AN bits in new MC.

Proposal

- Define a new message code 12 for 2.5G/5G (“Option 2”)
- Design such a way that modern RJ-45 MDI PHYs only need to support Base Page plus XNP MC12 (new) – optimize and help reduce AN duration.
 - Does NOT relieve PHY’s support of other message codes (true, and has been true).
- Design such a way to recognize the following modern optimizations.
 - 10M/100M/1G to extend to support 10M/100M/1G/**2.5G**
 - 1G/10G to extend (down) support for 1G/**2.5G/5G**/10G
 - Superset of the above two ranges – does it fit? - YES! w/ spare bits.
 - No ability assignment for 1G HDX, no need to replicate.
- Master/Slave related fields are replicated (as done in MC8 and MC9).
- 3 spare bits, or 1 bit, left, if .3bz adopts “repeat train capability”.

Auto-Negotiation (CL28) – .3bz Proposal

BASE

D0	D1	D2	D3	D4	D5	D6	D7	D8	D9	D10	D11	D12	D13	D14	D15
S0	S1	S2	S3	S4	A0	A1	A2	A3	A4	A5	A6	XNP	RF	Ack	NP

Selector S<4:0>
00001 == IEEE 802.3

Technology Ability <6:0>
A0=10 HDX, A1= 10 FDX
A2= 100 TX, HDX A3= 100 TX FDX
A4=100BASE-T4

A5 = Pause Ability
A6= Asym. Pause

RF = Remote Fault
Ack = Acknowledge
NP = Next Page, XNP = Exten. NP

Next Page

D0	D1	D2	D3	D4	D5	D6	D7	D8	D9	D10	D11	D12	D13	D14	D15
M0	M1	M2	M3	M4	M5	M6	M7	M8	M9	M10	T	Ack2	MP	Ack	NP

Message Code<10:0>
8: 9: 10GBASET/1000BASET msg code, Ext NP
10: EEE msg, 11: OUI: Tagged msg,
12: 100M/1G/2.5G/5G/10G 13 ..2047: reserved

Ack2 = NP ability
T=Toggle from previous NP msg.

NP = New Page
Ack = Acknowledge
MP – Message Code=1 or unformatted=0

Ext NP W1

D16	D17	D18	D19	D20	D21	D22	D23	D24	D25	D26	D27	D28	D29	D30	D31
U0	U1	U2	U3	U4	U5	U6	U7	U8	U9	U10	U11 M/S Man Conf EN.	U12 M/S Conf Val Mstr.	U13 Mul Port	U14 1G FDX	U15 1G HDX

U<10:0> Master-Slave seed bits

Ext NP W2

D32	D33	D34	D35	D36	D37	D38	D39	D40	D41	D42	D43	D44	D45	D46	D47
U16 10G	U17 (10G) LD Lp Time	U18 (10G) Short Reach	U19 (10G) Fast retrn	U20 (10G) LD train Rst rq	U21 2.5G	U22 100T X EEE	U23 1G EEE	U24 10G EEE	U25 2.5G EEE	U26 2.5G Fast retrn	U27 5G	U28 5G EEE	U29 5G Fast retrn	U30	U31

Auto-Negotiation (CL28 + CL55.6.1 & .3bq.6.1)

- CL28 complete (no functional changes required, just revisions)
 - Table 28-9 – Timer min/max value
 - Link_Fail_inhibit_timer (10G/**25G?**/**40G**) – min 2000, max 2250 msec.
 - **Add** Link_Fail_inhibit_timer(s) for **2.5G/5G** – min **TBD**, max **TBD** msec.
- Annex 28B.3 – Priority resolution
 - Insert 2.5G and 5G above 1G and below 10G.
- Annex 28C – Next Page Msg Code field definitions
 - Table 28-C-1 (message code 9 (Ext NP, xGBASE-T) – code field value entry (or entries) for 2.5G and 5G, and corresponding message code text.
- Annex 28D – Description of extensions to CL 28 and assc. annexes.
 - 28D, insert as 28D.9(?), after 40G and 25GBASE-T
 - Auto-neg mandatory for 2.5G and 5GBASE-T, extended NP support, use of MASTER and SLAVE PHY operation, support of the priority resolution table (Annex 28B.3), and asymmetric pause (Annex 28B.2 “A6”), etc.
- And reflect the above changes to the PICS (28.5)

Annex 28B

- **28B.3 Priority resolution**

Modify the priorities as:

- a) 40GBASE-T full duplex
- b) 25GBASE-T full duplex
- c) 10GBASE-T full duplex
- d) 5GBASE-T full duplex
- e) 2.5GBASE-T full duplex
- f) 1000BASE-T full duplex
- g) 1000BASE-T
- h) 100BASE-T2 full duplex
- i) 100BASE-TX full duplex
- j) 100BASE-T2
- k) 100BASE-T4
- l) 100BASE-TX
- m) 10BASE-T full
- n) 10BASE-T

Annex 28D

Add at the end of Annex 28D and replace <xx>, <yy>, <nn> as appropriate (provided as e.g.).

28D.xx Extensions required for Clause yy (2.5GBASE-T and 5GBASE-T)

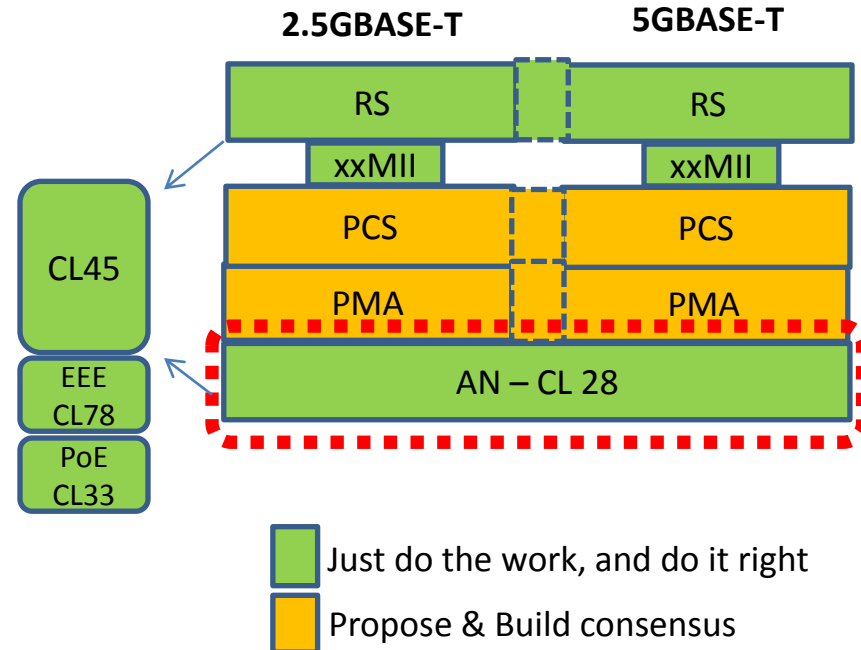
Clause yy (2.5GBASE-T and 5GBASE-T) makes special use of Auto-Negotiation and requires additional MDIO registers. This use is summarized below. Details are provided in <yy.nn>.

- a) Auto-Negotiation is mandatory for 2.5GBASE-T and 5GBASE-T.
- b) Extended Next Page support is mandatory for 2.5GBASE-T and 5GBASE-T
- c) 2.5GBASE-T and 5GBASE-T requires an exchange of an Extended Next Page message.
- d) 2.5GBASE-T and 5GBASE-T parameters are configured based on information provided by the exchange of an Extended Next Page message.
- e) 2.5GBASE-T and 5GBASE-T uses MASTER and SLAVE to define PHY operations and to facilitate the timing of transmit and receive operations. Auto-Negotiation is used to provide information used to configure MASTER-SLAVE status.
- f) 2.5GBASE-T and 5GBASE-T transmits and receives an Extended Next Page for exchange of information related to MASTER-SLAVE operation. The information is specified in 45.2.7.
- g) 2.5GBASE-T and 5GBASE-T adds 2.5GBASE-T and 5GBASE-T full duplex capabilities to the priority resolution table (see 28B.3).
- h) 2.5GBASE-T is defined as a valid value for “x” in 28.3.1 (e.g., link_status_2.5GigT.) 2.5GigT represents that the 2.5GBASE-T PMA is the signal source.
- i) 5GBASE-T is defined as a valid value for “x” in 28.3.1 (e.g., link_status_5GigT.) 5GigT represents that the 5GBASE-T PMA is the signal source.
- j) 2.5GBASE-T and 5GBASE-T supports Asymmetric Pause as defined in Annex 28B.

Summary

- CL 28 auto-negotiation changes are [still] straight forward.
 - Defined MC12 and assign extended next page assignments (new)
 - Supports all modern PHYs between 10M ~ 10G, with some spare bits, and NO need to use BOTH MC9 and MC12.
- Next Steps
 - Consider this proposal for adoption in 802.3bz TF.

Note: Feedbacks, objections, support,..., all welcome toward May Interim.



Thank you!

And for something completely
different.....

Backup slides on new selector
consideration

How about the new base page?

D0	D1	D2	D3	D4	D5	D6	D7	D8	D9	D10	D11	D12	D13	D14	D15
S0	S1	S2	S3	S4	U0	U1	U2	U3	U4	U5	U6	U7	U8	U9	U10

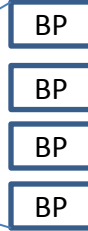
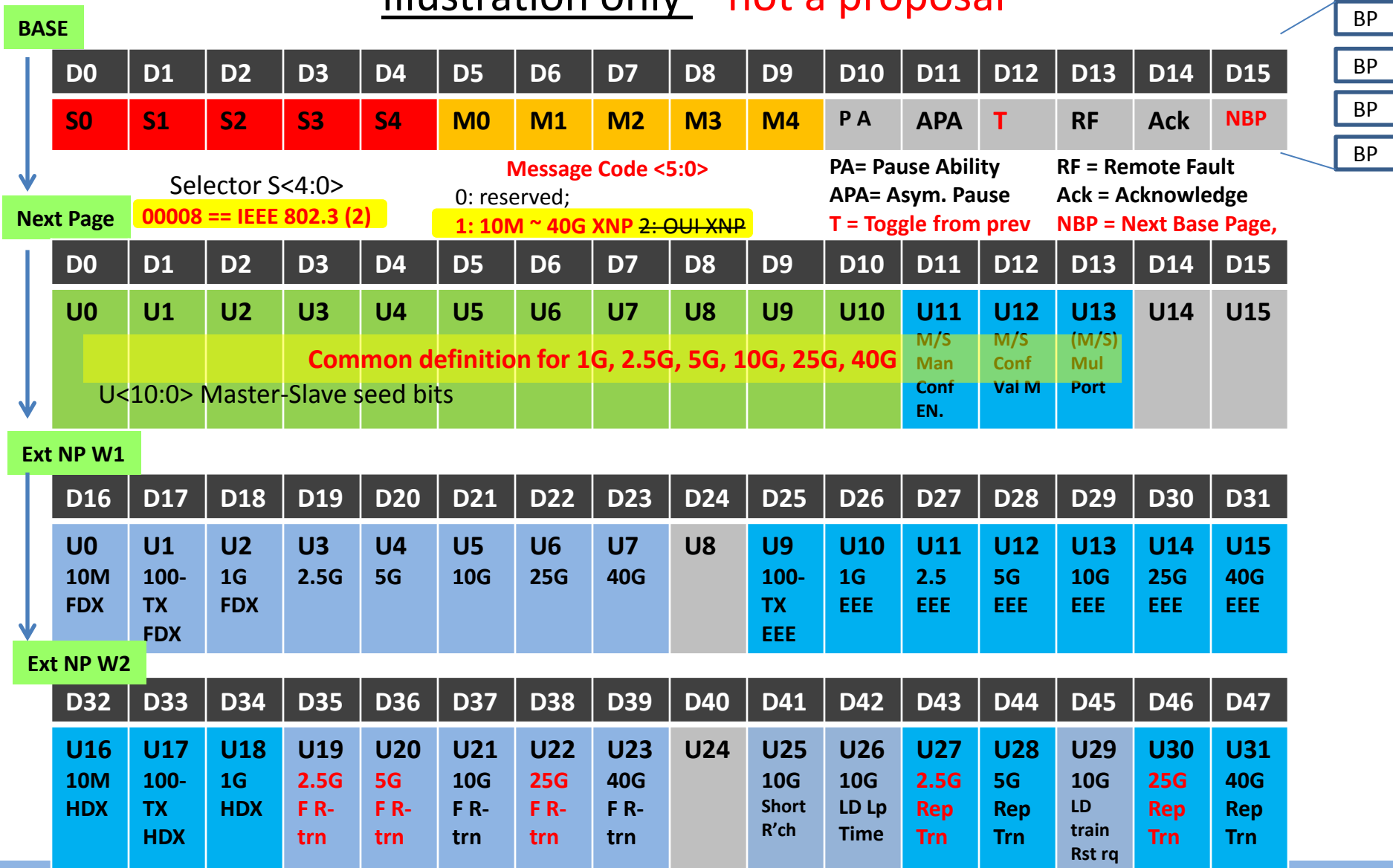
Selector S<4:0>

1: IEEE 802.3; .. 6,7:R, 8== IEEE 802.3 (2)

- Selector for different network attachments that may share RJ45.
 - The value of sharing RJ45 is diminishing (TR, Firewire, little else in the pipeline).
 - Take few more values for 802.3 and define “cleaner” CL28 AN for modern PHYs (2015 and beyond).
 - **Consequence – likely a new AN Clause (or some manageable but substantial material to be added).**
- Observations
 - For each selector base page, we get 11 bits. -- not enough for multiple modern PHYs in BP.
 - Need 5 shared bits of [NP, ACK, RF, Pause, Asym Pause]
 - Need a field for message codes, e.g. OUI, future, etc (could be less than current 11 bits)
 - [Shared] Magnetic compatibility – Full range of 10M~40G AN [practically] irrelevant.
 - (Not encouraging this! **Scope**) Consider taking multiple selector fields around magnetic compatibility. -- some previous such optimization rendered not true w/ R&D.
 - Sample Extended NP format – 44 out of 48 bits used (next slide)
 - Need 30 bits = 2 for 10M; 3 each for 100M, 1G; 6 for 10G; 4 for 40G; **4 each for 2.5G/5G/25G.**
 - Need Master/Slave bits 14 = Seed (11)+ Control (3)
 - Base Page conveys remote fault and pause abilities, plus AN related control bits.

Auto-Negotiation (CL28) – New Selector

Illustration only – not a proposal



Thank you!