



**SUMITOMO ELECTRIC**  
Device Innovations USA

# **PR30 Link Budget Considerations from a Component Perspective**

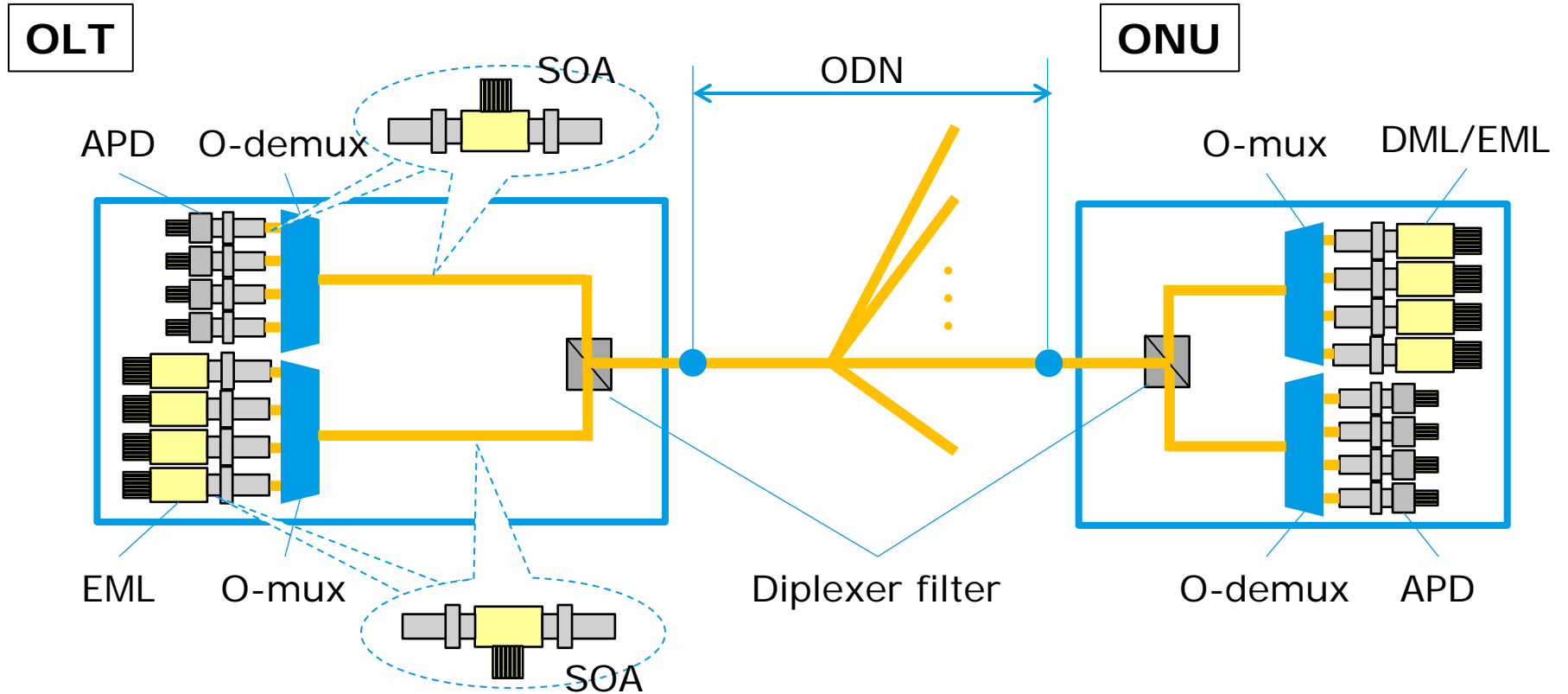
K.P. Jackson, Frank Sanada, Hao Feng, T. Takagi,  
N. Tanaka, D. Umeda, T. Funada

IEEE P802.3ca 100G-EPON Task Force meeting, New Orleans

# Outline / Introduction

- Previous presentations explored link budgets given various component capabilities
- 100G, PR30 most challenging
- This presentation looks at a common specification (25G/50G/100G) and indicates where further component assessment is needed to confirm specification values.
  - Emphasis on low-cost ONU

# Schematic diagram of 100G-EPON network architecture



Total Power Budget: 34.5dB [EML] or 35.0dB [DML] (tentative)

	O-mux	O-demux	Diplexer	ODN	TDP
Loss Penalty [dB]	1.5 (tentative)	1.5 (tentative)	0.5 (tentative)	29(PR30)	1.5(EML), 2.0(DML) (tentative)

# Vendor input survey result of laser

25G transmitter launch power and ER: responses

AVPmin (dBm)	number	mean	$\sigma$
EML	6	4.5	0.8
cooled DML	8	7.0	1.2
uncooled DML	6	4.7	1.5
ER (dB)			
EML	6	7.5	0.8
cooled DML	8	5.3	0.9
uncooled DML	6	4.7	1.0

EML → OLT  
DML → ONU

When a range was given (maximum 1 dB), the higher value was chosen.

→Inputs to be used in harstead\_3ca\_2\_0716

NOKIA

Ref. harstead\_3ca\_1a\_0716

Vendor input survey results are good reference to consider 100G-EPON link budget.

# 25G APD sensitivity estimation (ONU)

Derivation of 25G PR30 receiver sensitivity specification, ONU

- Assume: OLT EML, with ER=8 dB per harstead\_3ca\_1a\_0516
- Assume no FEC improvement over 10G EPON
- Assume no additional diplexer loss compared to 10G EPON (wavelength plan dependent)

⑤ ONU OMA Rx Sens<sub>max</sub> = -22.59 dBm  
~~ONU Rx Sens<sub>max</sub> = -24.21 dBm @ ER=8 dB, BER = 10<sup>-3</sup>~~

Equivalent → -24dBm, avg (ER=7.5dB)  
 0.5dB (diplexer) → APD Sens -24.5 dBm, avg

④ 25G APD performance margin = 1 dB  
 (slide 3)

② 2019 Rx Sens<sub>max</sub> improvement = 1 dB  
 (harstead\_3ca\_1a\_0516)

① 10G EPON OMA Rx Sens<sub>max</sub> = -26.59 dBm  
 (802.3 Table 75-11; ER = 9 dB, BER = 10<sup>-3</sup>)

③ 25G vs. 10G APD noise penalty = 4 dB (slide 3)

③ 25G vs. 10G EDB penalty = 5 dB (slide 4)

Public

NOKIA

Ref. harstead\_3ca\_4\_0117

Includes diplexer (0.5dB loss)

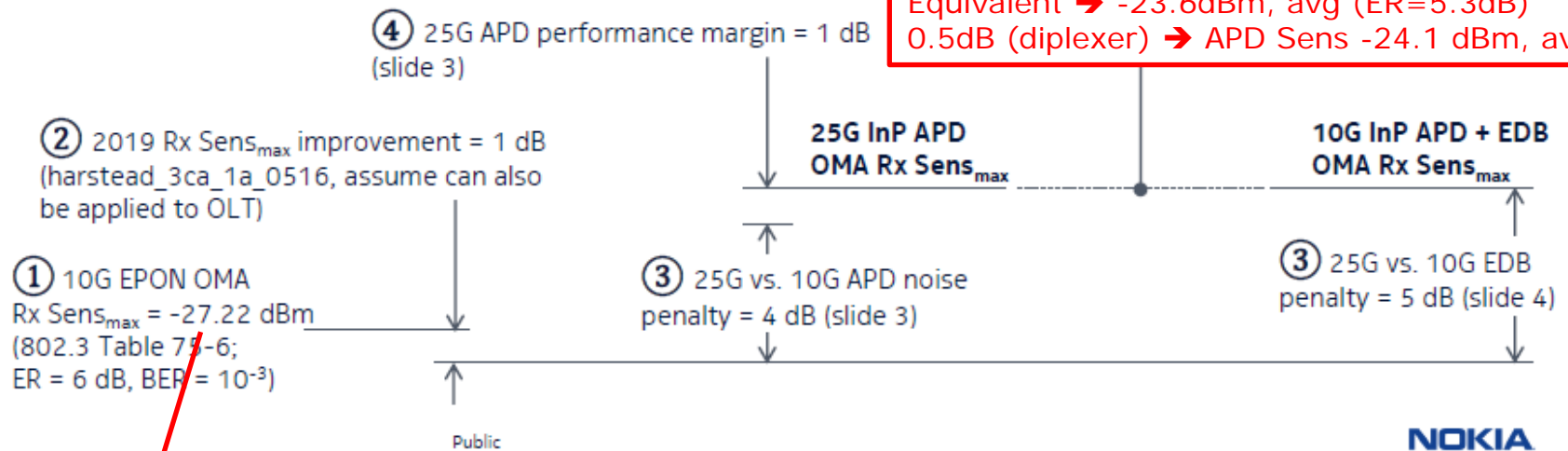
# 25G APD sensitivity estimation (OLT)

Derivation of 25G PR30 receiver sensitivity specification, OLT

- Assume: ONU DML, with ER=6 dB per harstead\_3ca\_1a\_0516.
- Assume no FEC improvement over 10G EPON
- With adjustment to the OMA method, a spec could be written that would also allow for an EML with lower power and higher ER (risk mitigation).

⑤ OLT OMA Rx Sens<sub>max</sub> = -23.22 dBm  
~~OLT Rx Sens<sub>max</sub> = -24 dBm @ ER=6 dB, BER = 10<sup>-3</sup>~~

Equivalent → -23.6dBm, avg (ER=5.3dB)  
 0.5dB (diplexer) → APD Sens -24.1 dBm, avg




Ref. harstead\_3ca\_4\_0117 **NOKIA**

Includes diplexer (0.5dB loss)

# O-Demux Integrated 25G x 4ch APD ROSA

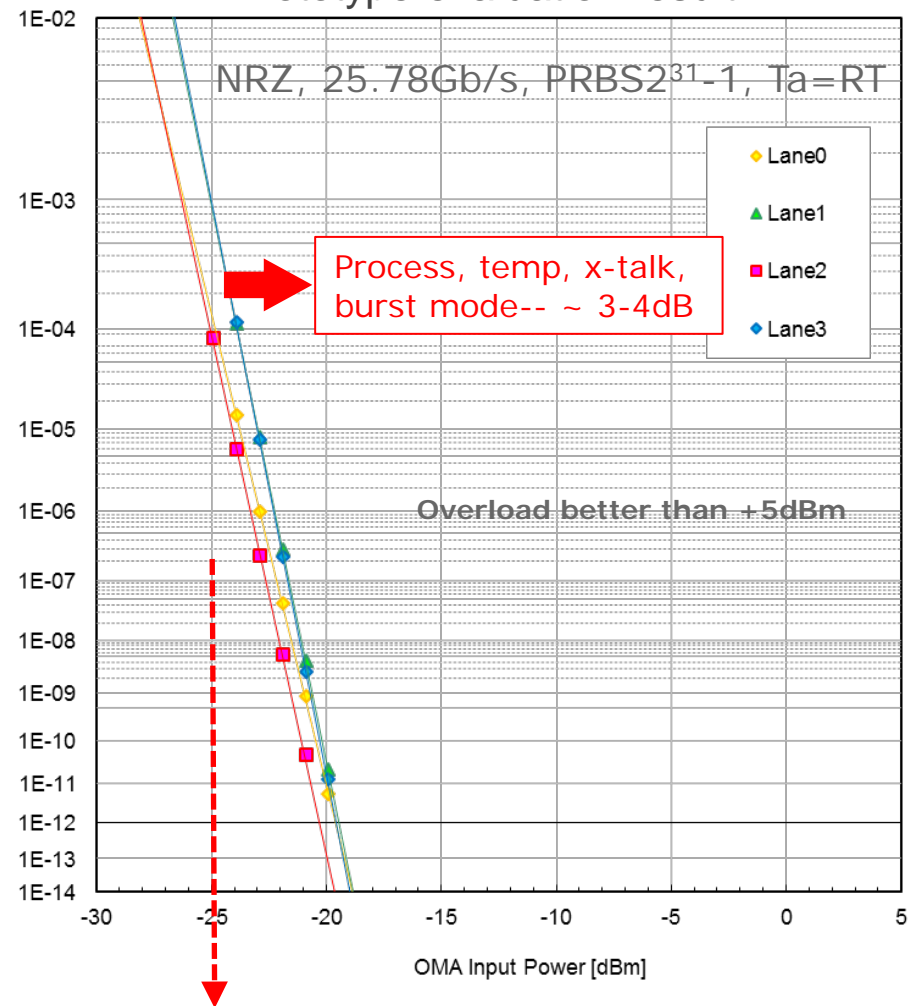
## FEATURES

- LAN-WDM 4λ optical DMUX
- Four channel/limiting ROSA
- InP/InGaAs 25G APD
- SiGe Quad TIA
- Common integrated ROSA packaging



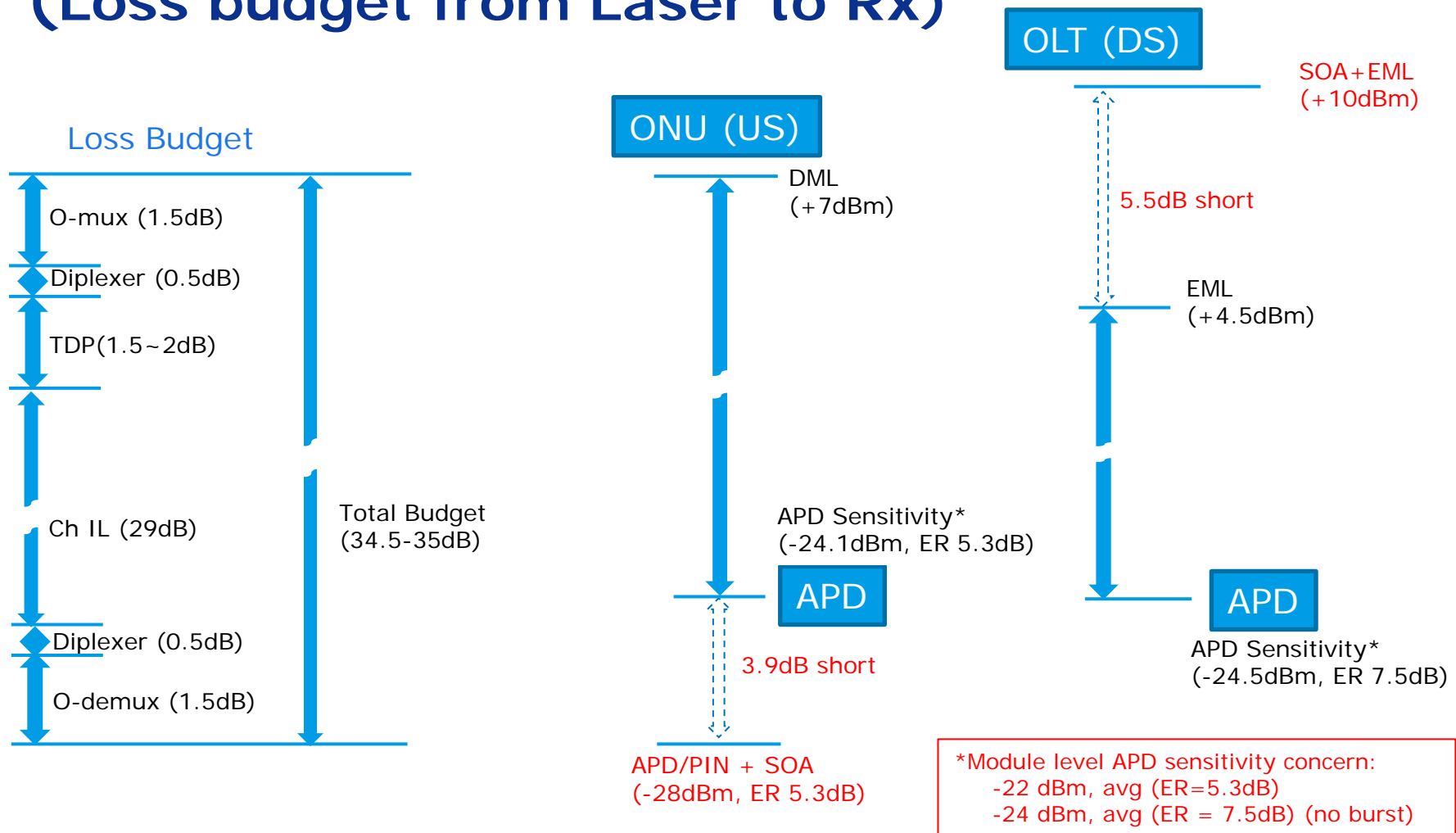
Common design

Prototype evaluation result



Equivalent  $\rightarrow$  -25.4dBm, avg (ER=5.3dB)  
 0.75dB (O-Demux)  $\rightarrow$  APD sens -26.15 dBm, avg (ER=5.3dB)  
 $\rightarrow$  APD sens -27.20 dBm, avg (ER=7.5dB)

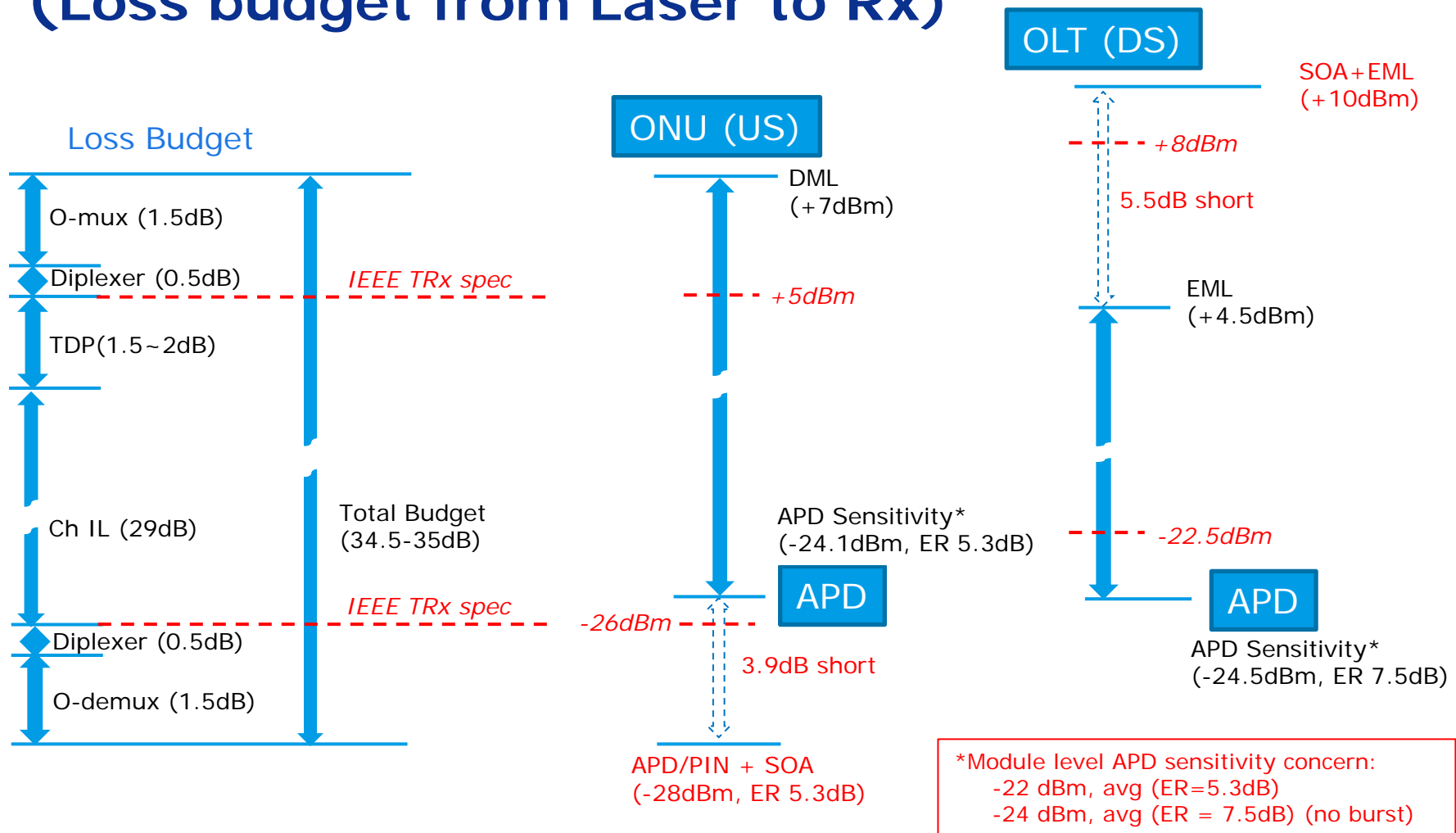
# 100G EPON (PR30) (Loss budget from Laser to Rx)



Need optical amplifier to realize 100G-EPON system

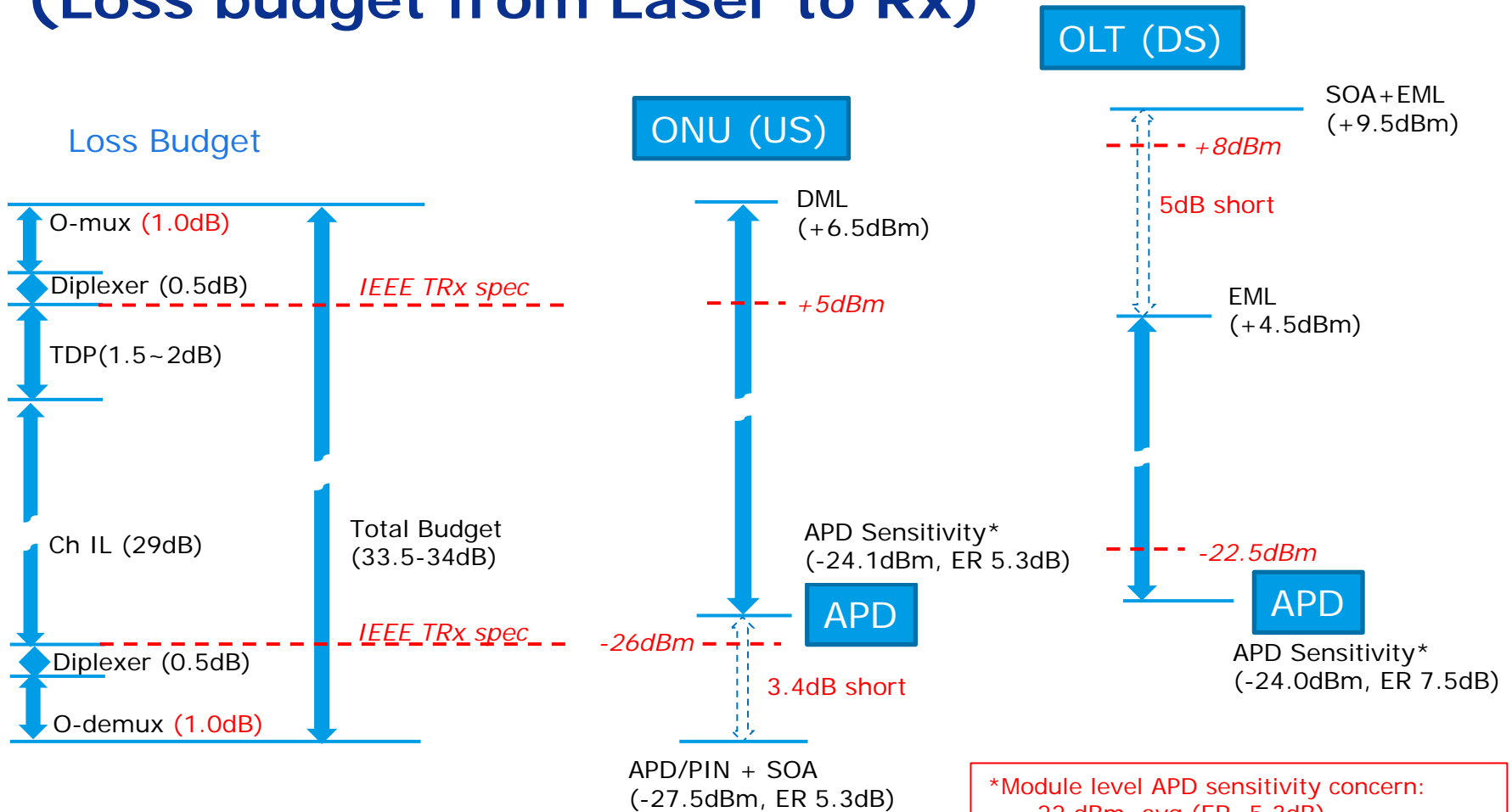


# 100G EPON (PR30) (Loss budget from Laser to Rx)



Need optical amplifier to realize 100G-EPON system

# 50G EPON (PR30) (Loss budget from Laser to Rx)

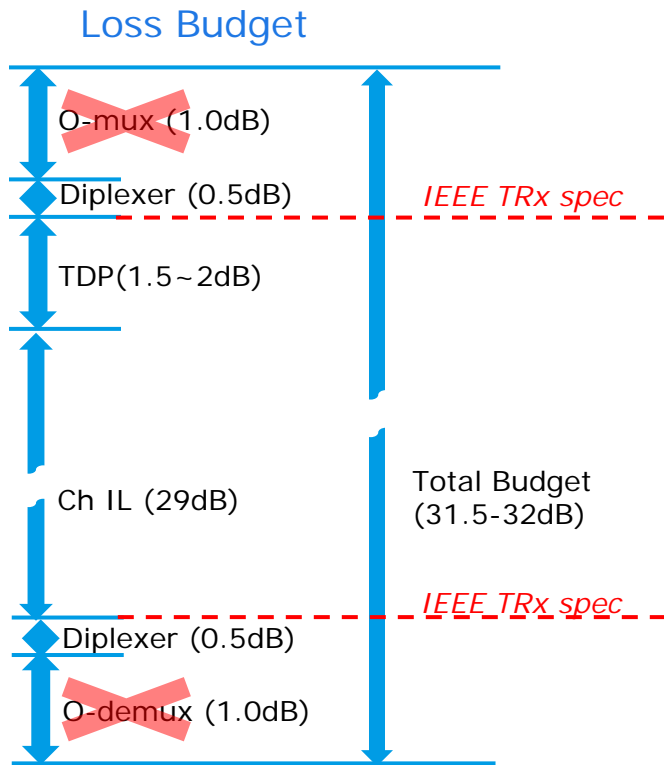


\*Module level APD sensitivity concern:  
 -22 dBm, avg (ER=5.3dB)  
 -24 dBm, avg (ER = 7.5dB) (no burst)

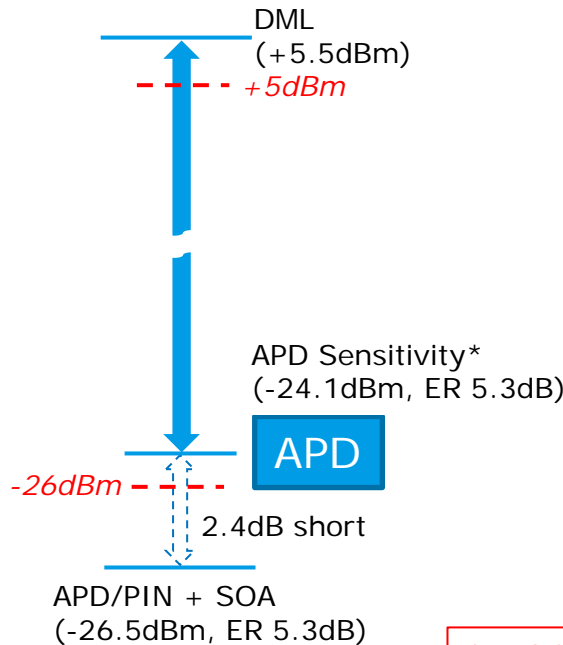
Need optical amplifier to realize 100G-EPON system

# 25G EPON (PR30)

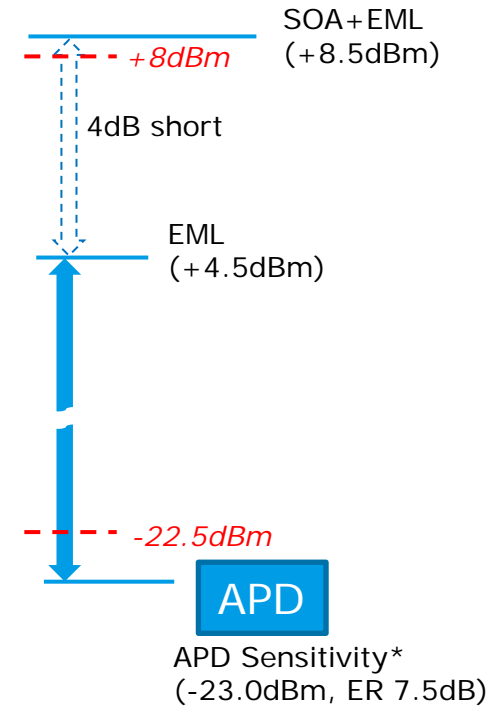
## (Loss budget from Laser to Rx)



### ONU (US)



### OLT (DS)



\*Module level APD sensitivity concern:  
 -22 dBm, avg (ER=5.3dB)  
 -24 dBm, avg (ER = 7.5dB) (no burst)

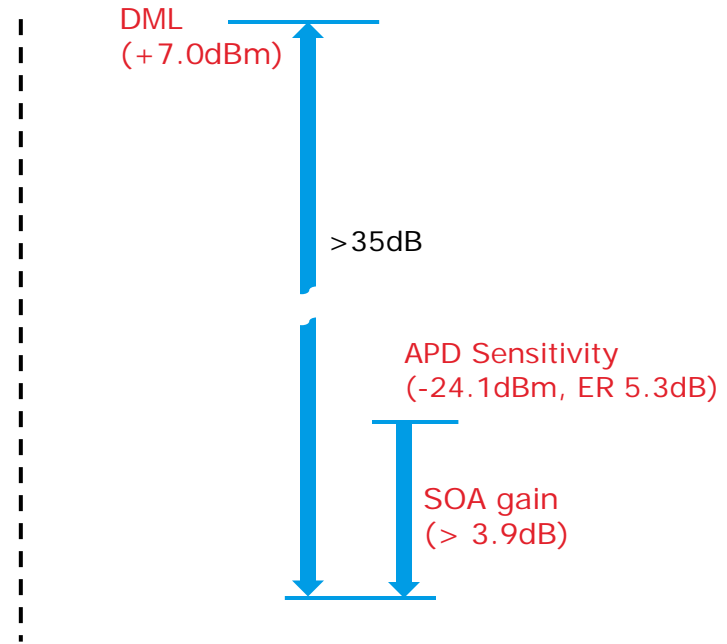
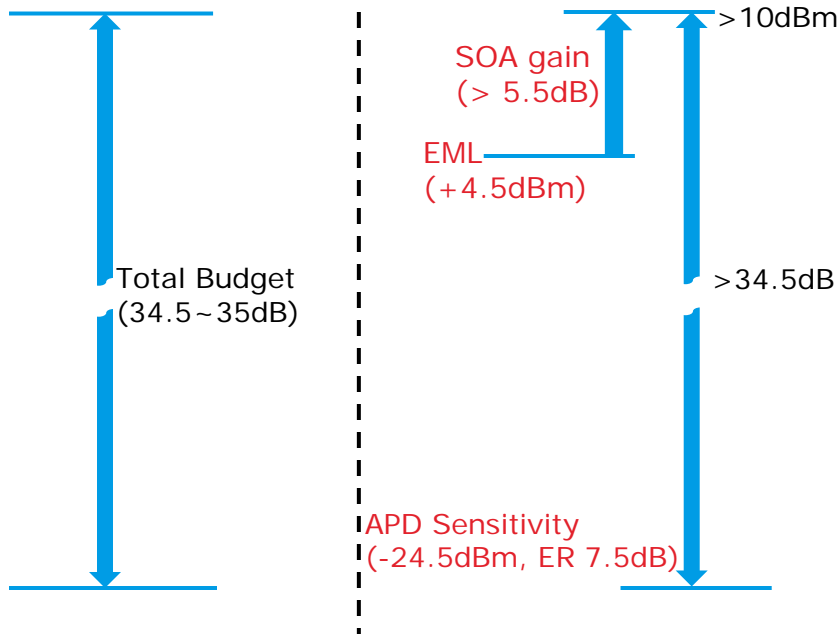
Need optical amplifier to realize 100G-EPON system

# Device technology: Minimizing total cost and risk?

	Downstream	Upstream
OLT	Tx) EML+ SOA (SOA integrated EML)	Rx) SOA+APD SOA+PIN-PD
ONU	Rx) APD	Tx) DML(cooled) / EML

Pre-Amp SOA options at OLT:  
 1. One discrete SOA for four wavelengths.  
 2. Four SOA integrated/APD.

Booster SOA options at OLT:  
 1. One discrete SOA for four wavelengths.  
 2. Four SOA integrated EMLs.



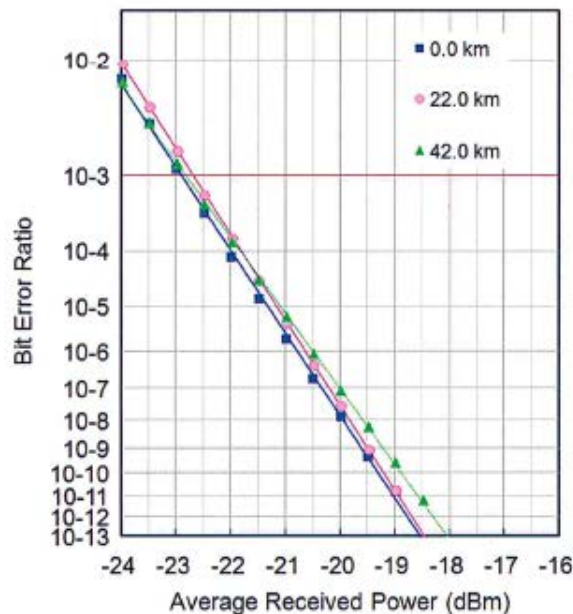
# SEDI's SOA integrated EML for 10G-PON

## Representative Characteristics

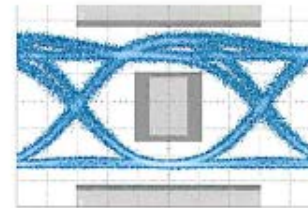
$P_{\text{fave}}=10.8\text{dBm}$ ,  $E_r=10.15\text{dB}$

$T_{\text{LD}}=40\text{deg. C}$ , 9.95Gbit/s, PRBS2<sup>31</sup>-1

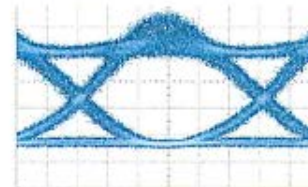
$I_{\text{LD}}=110\text{mA}$ ,  $I_{\text{SOA}}=256\text{mA}$ ,  $V_o=-0.1\text{V}$ ,  $V_{\text{pp}}=1.5\text{V}$




Back to Back



22km transmission



42km transmission

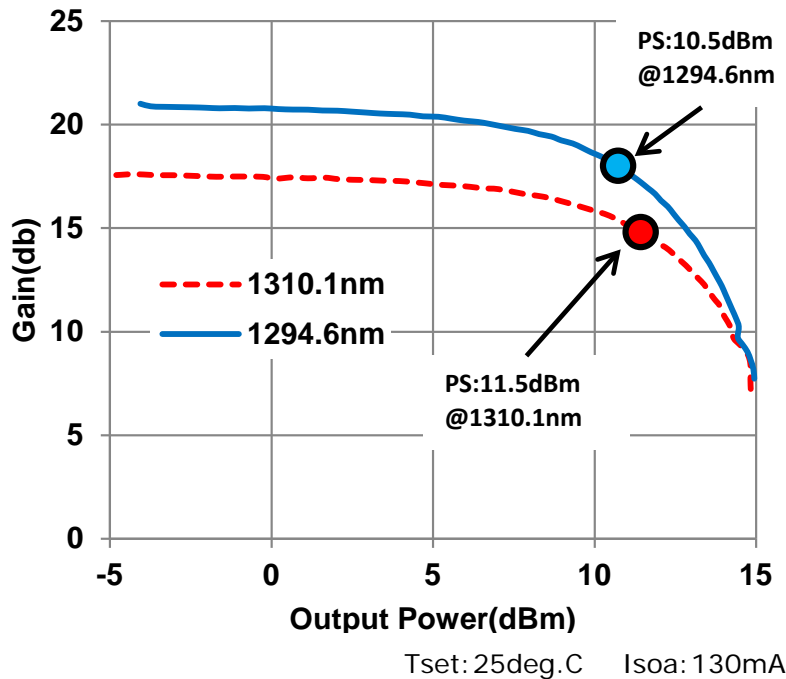


This technology could be applied to 25G EML

# Example of SOA saturation power performance

## ■ Gain Characteristics

Saturation output power

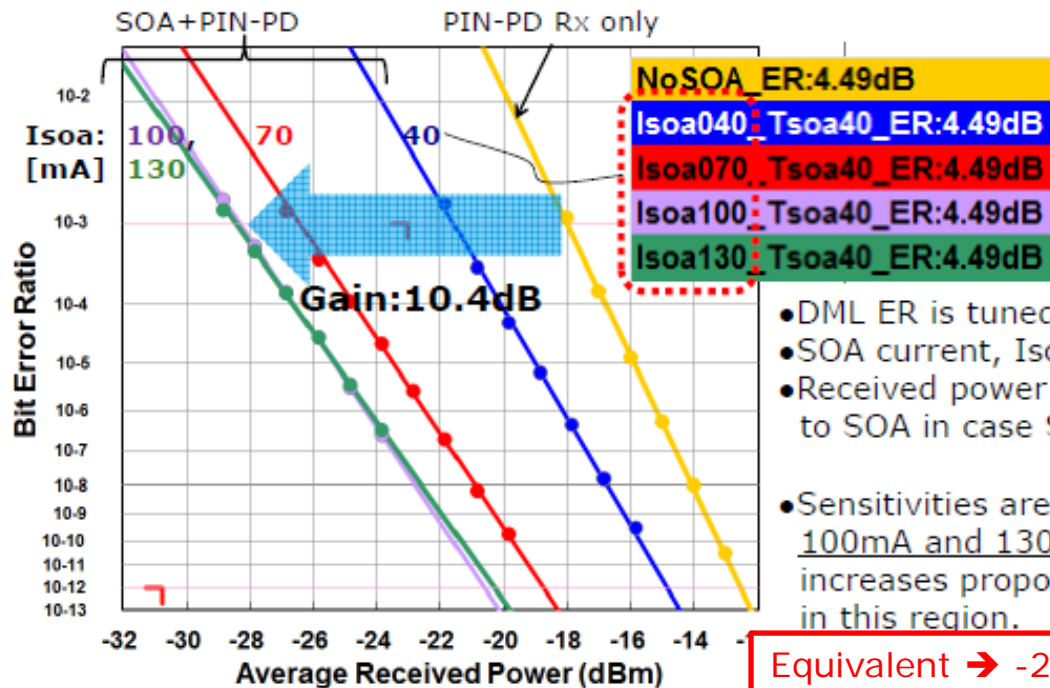


>10dBm saturation power doable, optimizing SOA parameter, higher saturation power could be obtained.

# SOA+PIN sensitivity (alternative to APD, OLT)

## Sensitivities of SOA + PIN-PD Rx

- PIN-PD ROSA and DML TOSA are the same samples used in tanaka\_3ca\_1116.
- SOA gain of sensitivity is 10.4dB@BER:1e-3 under Isoa:130mA and Tsoa:40degC with LAN-WDM filter of LR4/ER4.



- DML ER is tuned to 4.5dB in this result.
- SOA current, Isoa is biased 40 to 130mA
- Received power are defined as the input to SOA in case SOA pre-amp is applied.
- Sensitivities are almost same at Isoa 100mA and 130mA because ASE power increases proportionally to gain increase in this region.

Equivalent → -29dBm or better\*, avg (ER=5.3dB)  
 \*Smaller noise penalty at higher ER

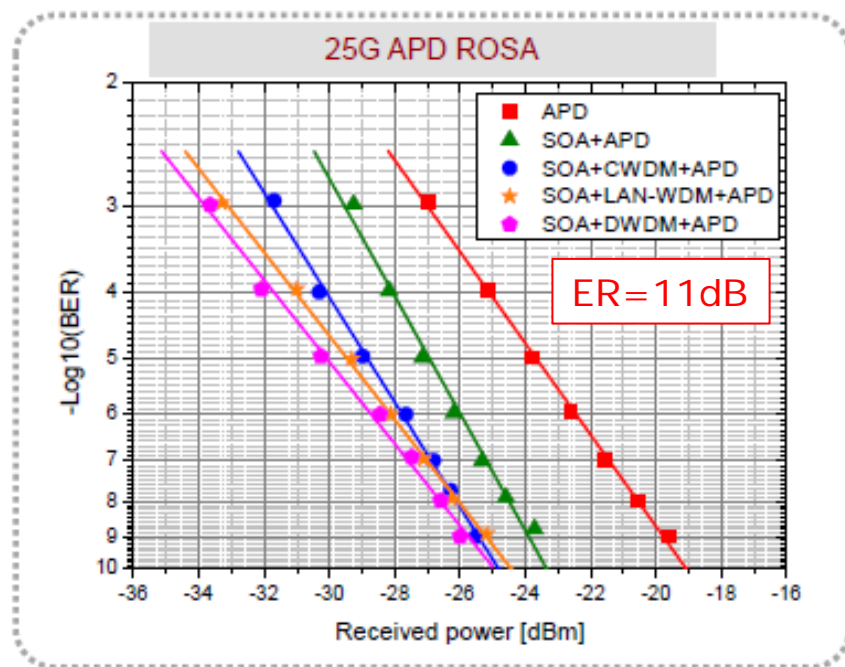
SUMITOMO ELECTRIC  
 10-12 Jan 2017

IEEE P802.3ca 100G-EPON Task Fo

SOA+PIN could be solution.

Ref. tanaka\_3ca\_1a\_0117

# SOA + APD (ref: liu\_3ca\_1\_0117)



- Compared with 25G APD, only using SOA as pre-amp., Rx. Sen. increased **2.2 dB**.
- Using SOA and CWDM filter, Rx. Sen. increased **4.6 dB**.
- Using SOA and LAN-WDM filter, Rx. Sen. increased **6.1 dB**.
- Using SOA and DWDM filter, Rx. Sen. increased **6.6 dB**.

Optical power @BER=1E-3		
	After SOA	After Filter
CWDM	1.8 dBm	-8.1 dBm
LAN-WDM	1.8 dBm	-5.9 dBm
DWDM	1.8 dBm	-18.9 dBm

	25G APD	w. SOA	w. SOA+CWDM filter (16.8 nm)	w. SOA+LAN-WDM filter (4.09 nm)	w. SOA+DWDM filter (0.9 nm)
Rx. Sen. (@BER=1E-3)	-27 dBm	-29.2 dBm	-31.6 dBm	-33.1 dBm	-33.6 dBm

SOA+APD could be solution.

Equivalent → -31.1dBm or worse\*, avg (ER=5.3dB)  
\*Larger noise penalty at lower ER



# Summary

## 1. Increase EML/DML output power

- SOA integrated EML
  - SEDI has 10G SOA integrated EML, min. output power  $> +10.5\text{dBm}$ .
  - Possible non-linearity effect should be evaluated.
- Add one or multiple discrete booster SOAs
  - Higher saturation output power characteristics is required . (especially in the case 4ch per 1 SOA. should be evaluated)
  - Possible non-linearity effect should be evaluated.

## 2. Improve APD sensitivity\*

- Add one or multiple optical preamp (SOA).
  - in the case of 4ch per 1 SOA, impact of each ch( $\lambda$ ) imbalance should be evaluated. (see next page)
- OLT side needs to confirm burst mode operation.
  - APD + SOA: Dynamic range and ASE penalty.
  - PIN-PD + SOA: Dynamic range and sensitivity.

\*25G APD sensitivity needs to be confirmed, because 25G APD is NOT mature in the field yet. We should consider additional margin for the viable EPON specification.

**- Thank You! -**

***Optically Clear • Wirelessly Agile • Powerfully Reliable***