

# PCS Changes For Asymmetrical Data Transmission

September 5, 2018

Jim Graba  
Tom Souvignier  
Mike Tu

# Introduction

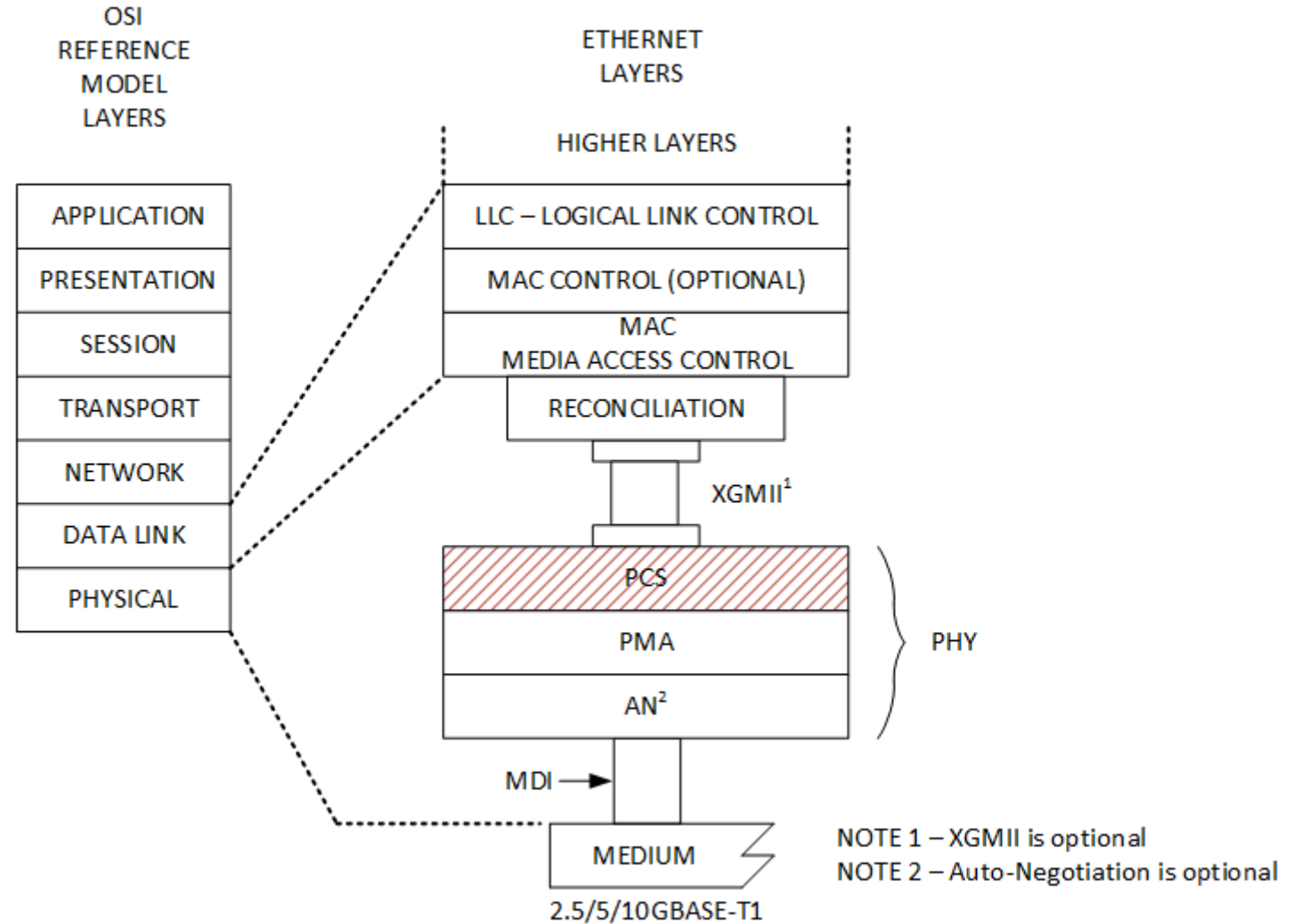
- Need to specify dual speed support in the PCS
  - To support asymmetrical data transmission (see souvignier\_3ch\_01a\_0718.pdf)
- No precedent in BASE-T for asymmetrical data transfer
- Goal is to keep the XGMII
  - Consistent with Options page in Souvignier's presentation
- Leave MAC unchanged

TX Rate	RX Rate
High	High
Low	High
High	Low

- Low – 100 Mb/s average data rate
- High – 2.5/5/10G data rate
  - If both TX and RX are High then both must be at the same data rate

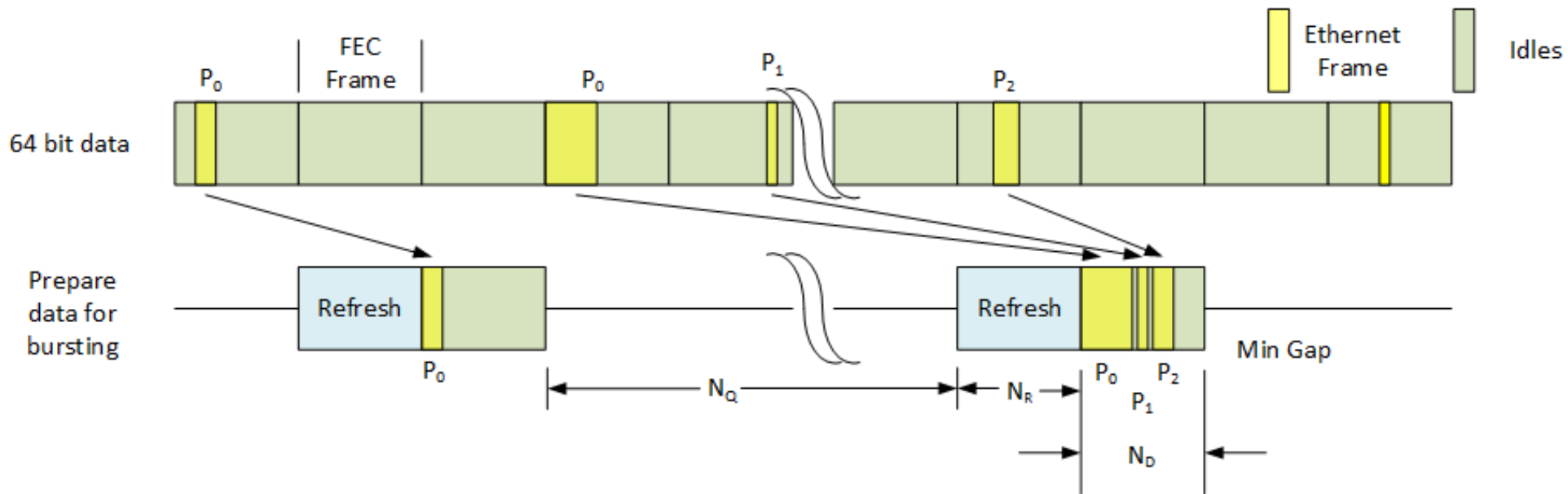
# OSI layer diagram

- For reference, combination of draft D0.5 Figures 149-1 and 150-1
- This presentation only discusses PCS



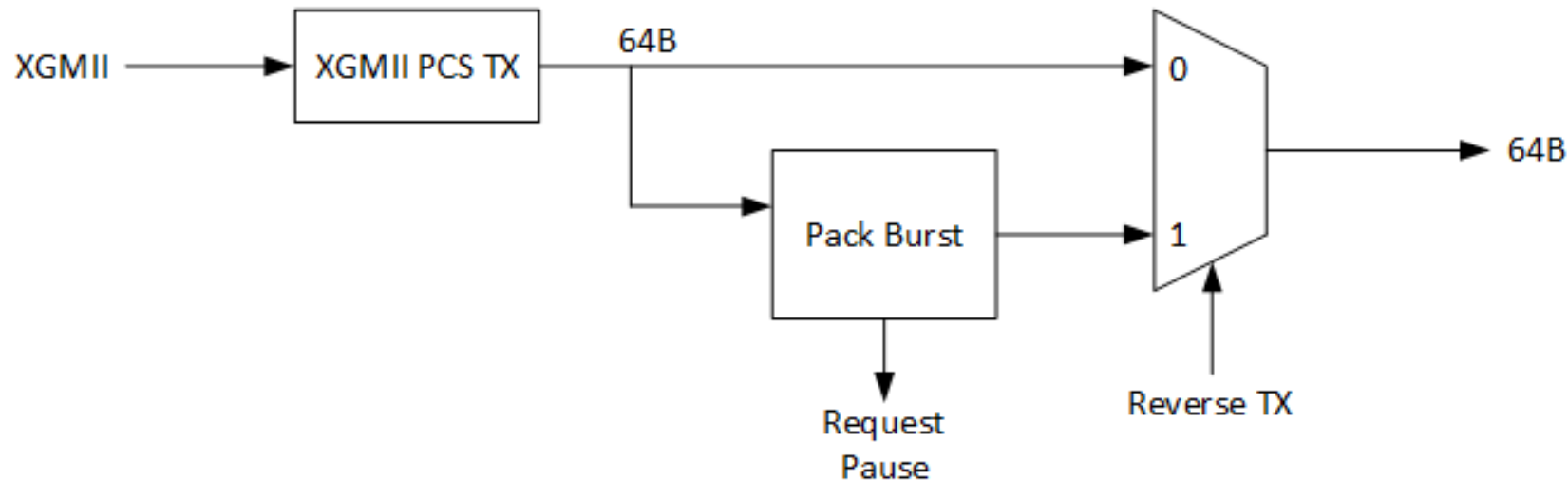
## PCS TX – pt 1/2

- Concept from [souvignier\\_3ch\\_01\\_0718](#) page 11
- Aggregate Ethernet frames prior to 64/65 bit conversion
- Burst data over one of the reverse FEC frames
- One example below:  $N_Q = 98$ ,  $N_R = 1$ ,  $N_D = 1$ , Decimate by 1/100
- If the aggregated frames approaches capacity, assert flow control Pause



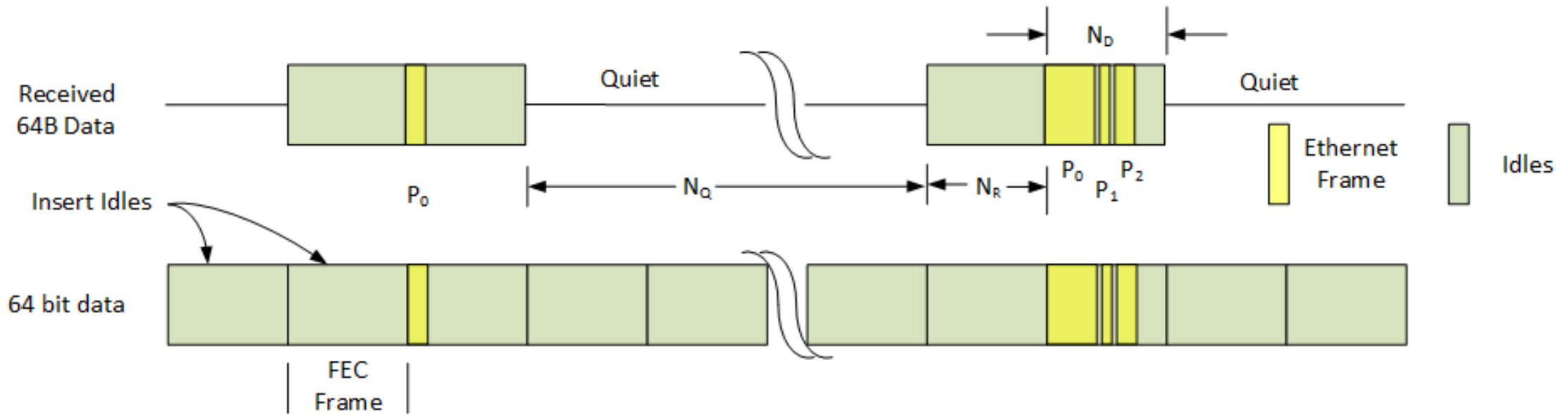
## PCS TX – pt 2/2

- Simple addition
- Burst packing controlled by Q/R state machine
- MAC Control PAUSE operation detailed in Annex 31B
  - Akin to using carrier sense for a similar operation in Clause 61.2 (10PASS-TS and 2BASE-TL)
  - Dependent upon max forward and reverse Ethernet frame length



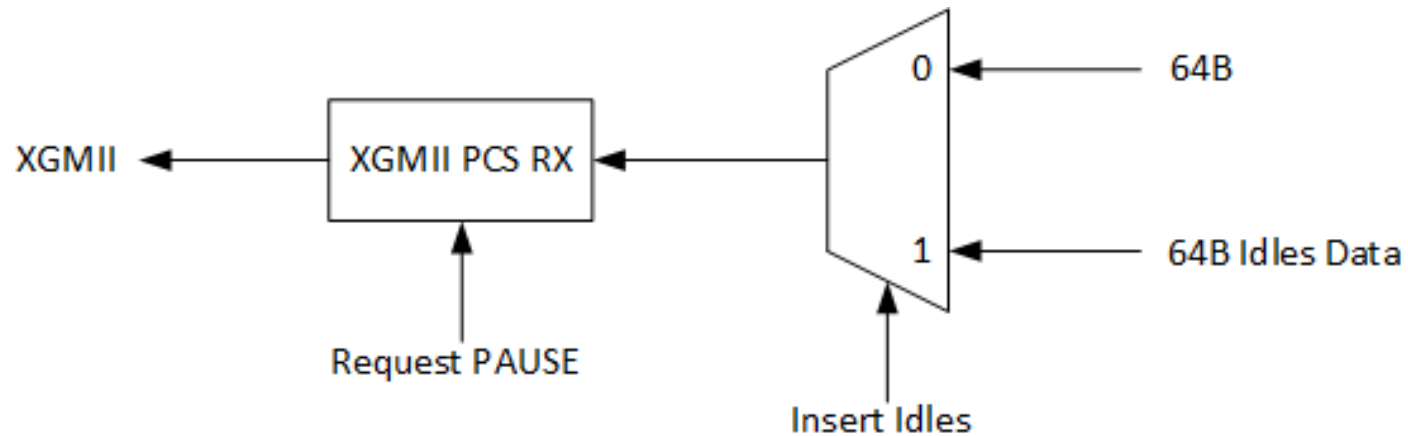
# PCS RX – pt 1/2

- Quiets are normal inter-frame gaps
- Note minimum gaps in data sent to the MAC
- Minimum latency



## PCS RX – pt 2/2


- Insert Idles during Quiet driven by Q/R state machine
- Burst/Continuous mode transparent to MAC



# Summary

- Pack frames by reducing gaps
- 802.3 PAUSE control
- Simple modifications to the PCS will support asymmetrical data transmission between the MAC and the PMA





# THANK YOU

