

The MediaTek logo is an orange parallelogram with the word "MEDIATEK" in white, bold, uppercase letters.

MEDIATEK

ERL Capable of DFE Floating Tap

Mau-Lin Wu, Yu-Yun Chang MediaTek

IEEE 802.3ck Task Force



Supporters

- Your name here!

Outline

- Background and motivation
- Recap of ERL and DFE floating tap
- Apply DFE floating tap to ERL
- Proposal and next step

Background and Motivation

- ERL (Effective Return Loss) - proposed & developed in IEEE 802.3cd
 - replace ‘differential output return loss (min)’ and ‘ SNR_{ISI} (min)’
 - consider DFE capability
- **DFE floating tap** - adopted as reference RX of KR & CR in IEEE 802.3ck D1p0
- ‘ERL is very sensitive across N_{bx} boundary’ - issue raised in wu 3ck 02a 1119

Our Solution?

Modify ERL to
include DFE
'floating tap'

Recap ERL in 802.3cd – $G_{rr}(t)$

$$R_{eff}(t) = PTDR(t) \times G_{rr}(t) \times G_{loss}(t) \quad (93A-60)$$

$$G_{rr}(t) = \begin{cases} 0 & t < T_{fx} \\ \rho_x(1 + \rho_x) \exp\left(-\frac{[(t - T_{fx})f_b - (N_{bx} + 1)]^2}{(N_{bx} + 1)^2}\right) & T_{fx} \leq t < T_{fx} + \frac{N_{bx} + 1}{f_b} \\ 1 & t \geq T_{fx} + \frac{N_b + 1}{f_b} \end{cases} \quad (93A-61)$$

where

- t is the time in ns starting from the peak of the injected pulse
- T_{fx} is twice the propagation delay in ns associated with the test fixture, obtained by measurement or inspection
- ρ_x, f_b, N_{bx} are supplied by the clause that invokes this method

Recap ERL in 802.3cd – $G_{loss}(t)$

$$R_{eff}(t) = PTDR(t) \times G_{rr}(t) \times G_{loss}(t) \quad (93A-60)$$

$$G_{loss}(t) = \begin{cases} 0 & t < T_{fx} \\ 10 \frac{\frac{\beta_x}{f_b} [(t - T_{fx}) f_b - (N_{bx} + 1)]}{20} & T_{fx} \leq t < T_{fx} + \frac{N_{bx} + 1}{f_b} \\ 1 & t \geq T_{fx} + \frac{N_{bx} + 1}{f_b} \end{cases} \quad (93A-62)$$

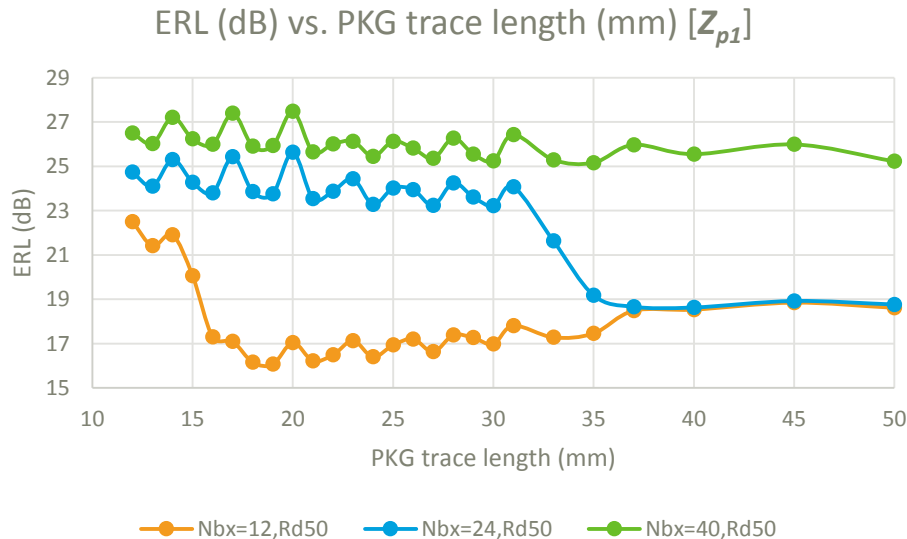
where

- t is the time in ns starting from the peak of the injected pulse
- T_{fx} is twice the propagation delay in ns associated with the test fixture, obtained by measurement or inspection
- β_x, f_b, N_{bx} are supplied by the clause that invokes this method

N_{bx} Trade off

$$G_{rr}(t) = \begin{cases} \rho_x(1 + \rho_x) \exp\left(-\frac{[(t - T_{fx})f_b - (N_{bx} + 1)]^2}{(N_{bx} + 1)^2}\right) & T_{fx} \leq t < T_{fx} + \frac{N_{bx} + 1}{f_b} \end{cases} \quad (93A-61)$$

KR ERL analysis of wu 3ck 02a 1119

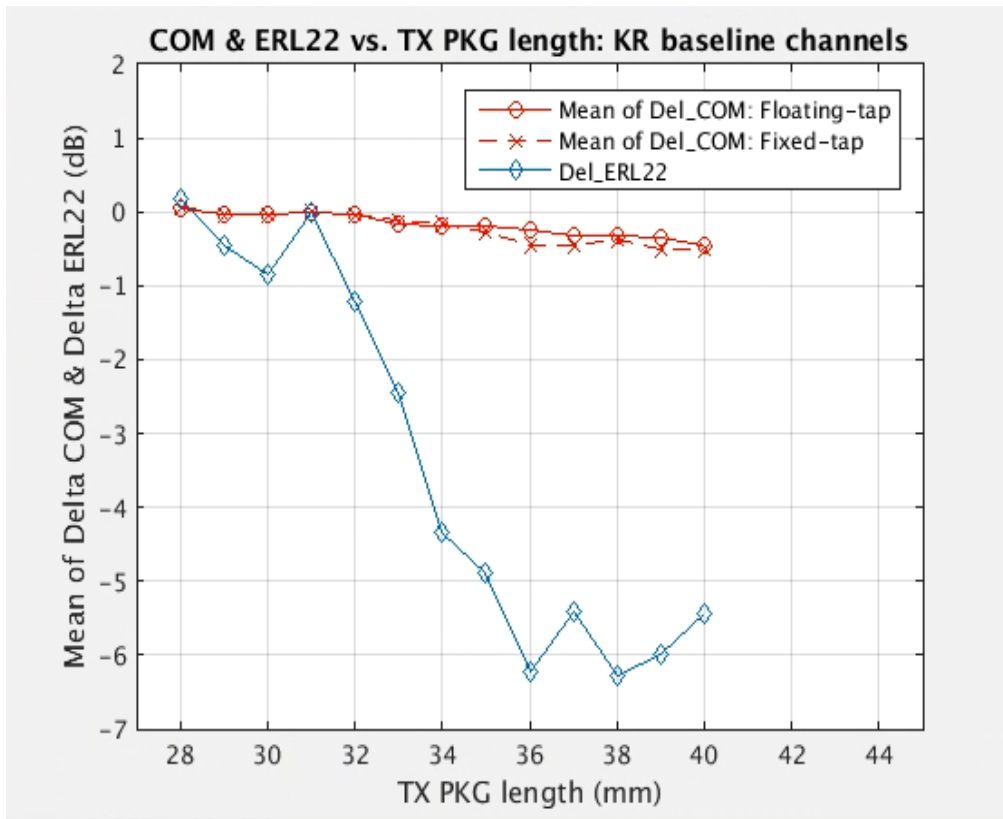


- ❑ $G_{rr}(t)$ applies to the range of fixed N_{bx} -tap DFE
- ❑ Small $N_{bx}=N_b$: **too pessimistic**
- ❑ Large $N_{bx}=N_f$: **too optimistic**
- ❑ $N_{bx}=24$, proposed by Rich for device (mellitz 3ck 01 1119): only covers PKG trace length ≤ 30 mm

Issue: ERL is **very sensitive** across N_{bx} boundary

ERL vs. COM – Sensitivity of PKG Length

COM vs. ERL in wu_3ck_02a_1119

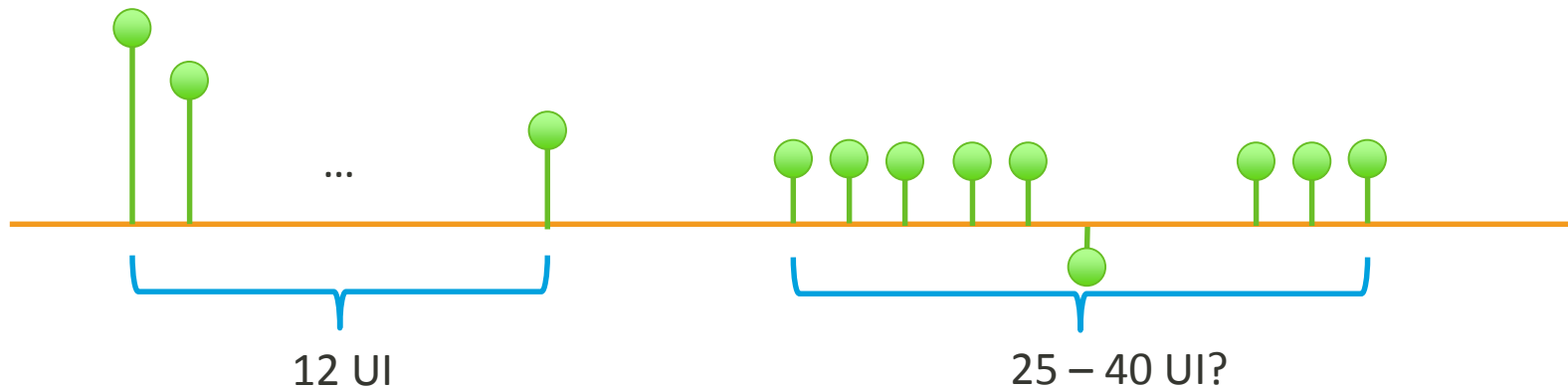


- ERL - too sensitive @ $Z_{p1} = 32 \sim 36$ mm
 - 6 dB drop
 - COM is much less sensitive < 0.5 dB drop
 - Reflection of 32 mm is at boundary of $N_{bx} = 24$
- Solution
 - **ERL capable of DFE floating tap**

Recap – DFE Floating Tap

Table 163–10—COM parameter values (*continued*)

Parameter	Symbol	Value	Units
Decision feedback equalizer (DFE) length	N_b	12	UI
Normalized DFE coefficient magnitude limit $n = 1$ $n = 2$ $n = 3$ to N_b	$b_{\max}(n)$	0.85 0.3 0.2	—
Number of DFE floating tap banks	N_{bg}	3	—
Number of DFE floating taps per bank	N_{bf}	3	—
DFE floating tap span	N_f	40	UI
Normalized coefficient magnitude limit for DFE floating taps	b_{gmax}	0.05	—
DFE floating tap tail root-sum-of-squares limit	σ_{tmax}	0.03	—
DFE floating tap tail starting position	N_{ts}	25	—



Source: IEEE 802.3ck D1p0

ERL Cable of Floating Tap – Procedure

ERL Cable of Floating Tap – Procedure

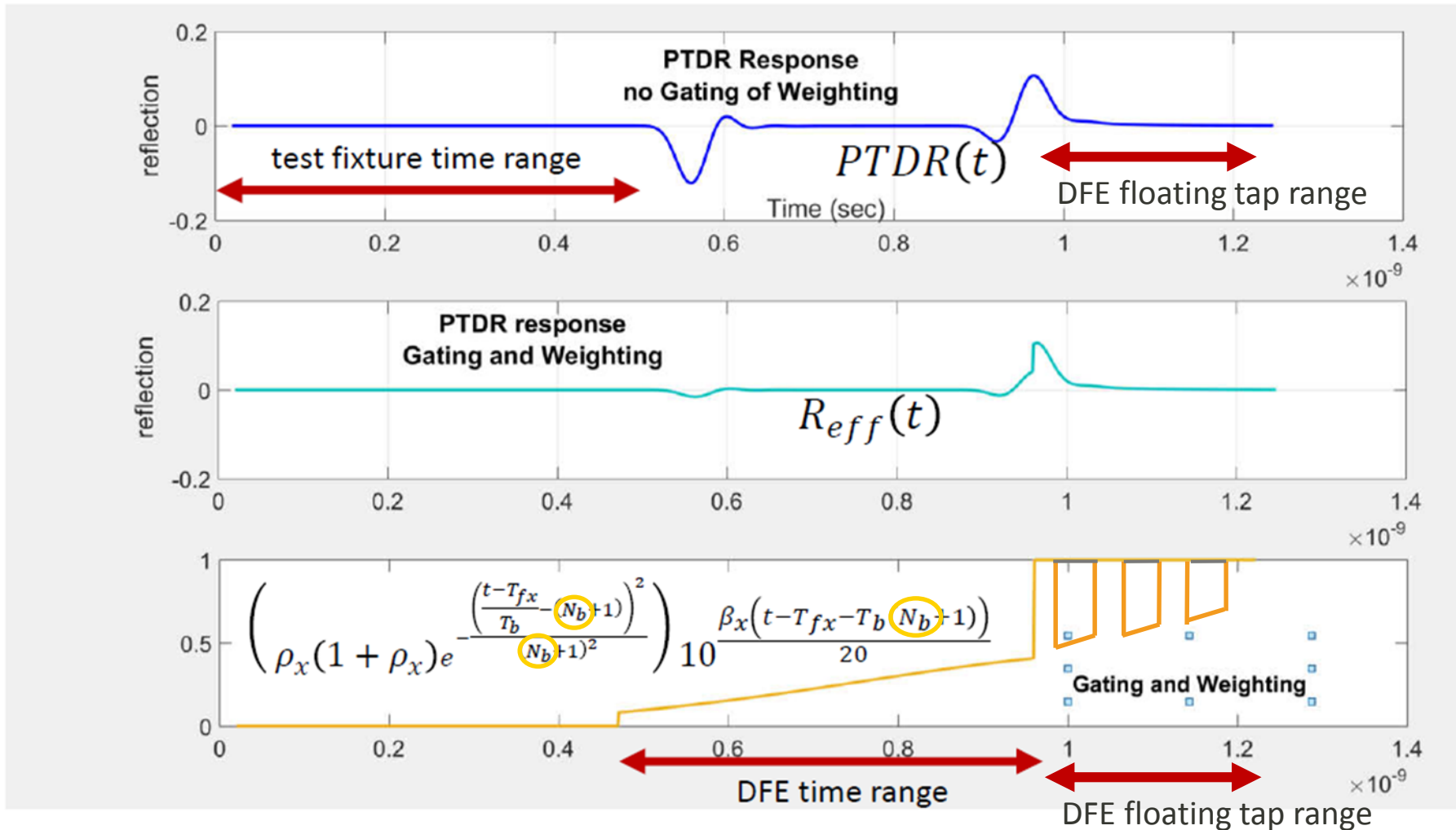
- Set $N_{bx}=N_f$ for $G_{rr}(t)$ & $G_{loss}(t)$
- Decide the locations of DFE floating tap
 - Follow similar procedure in 93A.1.6 & 93A.1.6.1 in 802.3ck D1p0
 - Apply $PDTR(t)$, instead of $b(n)$
- Modify $G_{rr}(t)$ by considering floating tap
 - Set $G_{rr}^{(0)}(t) = G_{rr}(t)$
 - Set $G_{rr}(t)$ as below (93A-61a)

$$\text{▪ } G_{rr}(t) = \begin{cases} 0 & t < T_{fx} \\ 1 & T_{fx} \leq t < T_{fx} + \frac{N_{f+1}}{f_b} \\ 1 & t \geq T_{fx} + \frac{N_{f+1}}{f_b} \end{cases}$$

- For locations covered by DFE, including fixed and floating taps, set $G_{rr}(t) = G_{rr}^{(0)}(t)$

ERL Cable of Floating Tap – Demo

Effective reflection waveform, $R_{eff}(t)$, is used to compute ERL



Proposal

- Adopt the procedures in slide 12 for **DFE floating tap ERL calculations**
 - KR & CR

- Next steps...
 - **Modify COM code**
 - **Correlation analysis**



everyday genius