

Two Long Range PHYs for 100 Mbits/s Ethernet over CAT-5 and CAT-3 Cables

Nersi Nazari, Xiaopeng Chen, and Runsheng He
Marvell Semiconductor, Inc
Sunnyvale, CA



True Ethernet PHY

To be compatible with existing
Copper Ethernet MAC



Target Installation Base

- PHY with several hundreds of meters range can be used
 - From the fiber to the dwelling
 - Within multi-unit buildings
 - Within hospitals
 - Within Hotels
 - Inside home
- Copper is the preferred medium due to lower cost and ease of installation and maintenance



Performance for Proposed PHYs

- 100 Mbits/s is sufficient for many applications and it is also a true Ethernet speed (100BASE-TX)
- Propose a 100 Mbits/s PHY over 4 pairs of CAT-5 cable for range of 400+ meters (refer to 100C5 for the rest of this document)
 - 600 meters can be demonstrated using existing components
- Propose a 100 Mbits/s PHY over one pair of CAT-3 cable for range of 150+ meters (refer to 100C3 from this point on)
 - 200 meters can be demonstrated using existing components



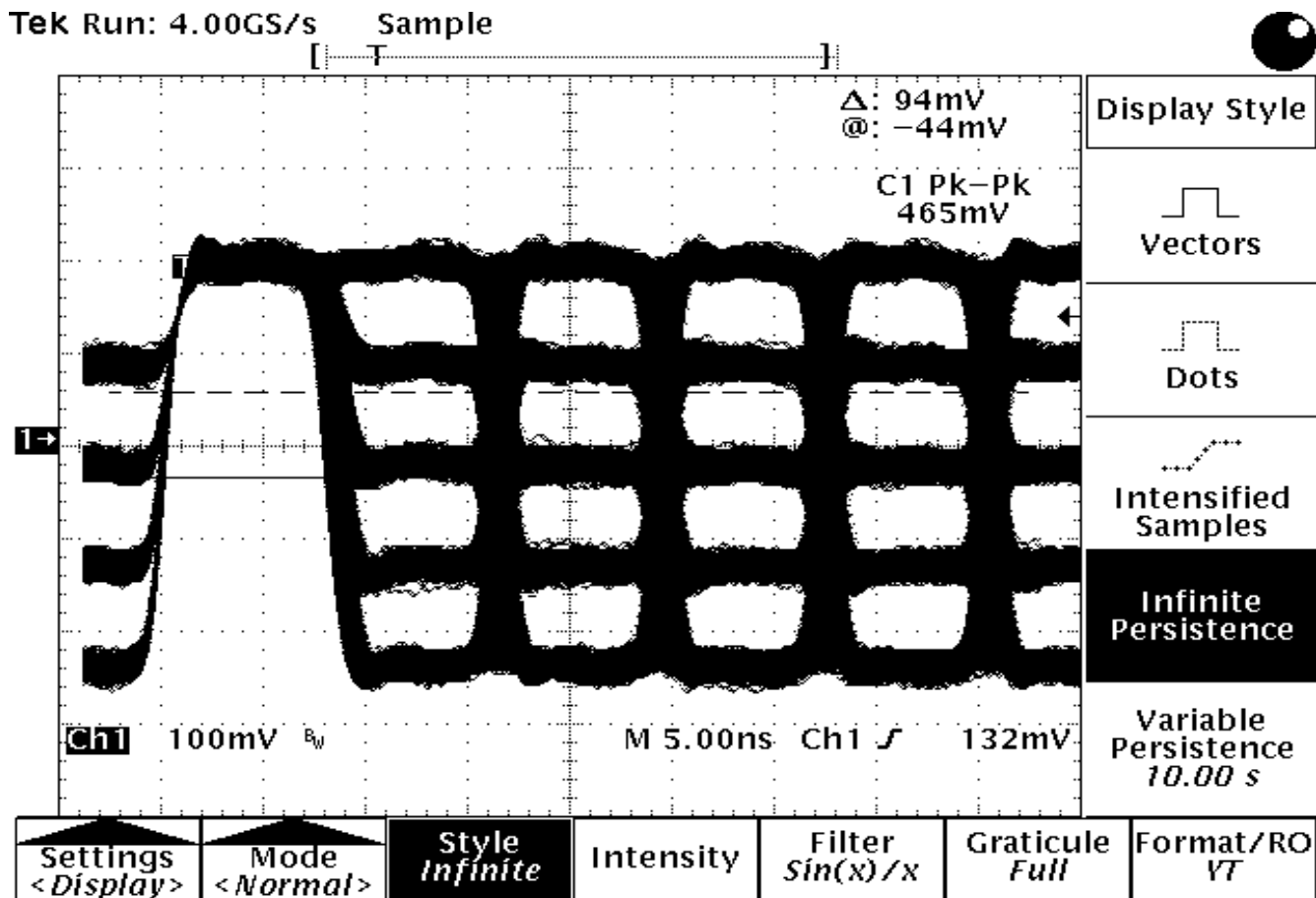
Modulation Scheme

- Modulation scheme identical to 1000BATE-T
- Throughput at 10 times lower speed
 - Clock rate of 12.5 MHz for 100C5
 - Clock rate of 50 MHz for 100C3
- No major implementation problems due to speed or power
- Can be implemented using ASIC methodology
- A proven modulation scheme



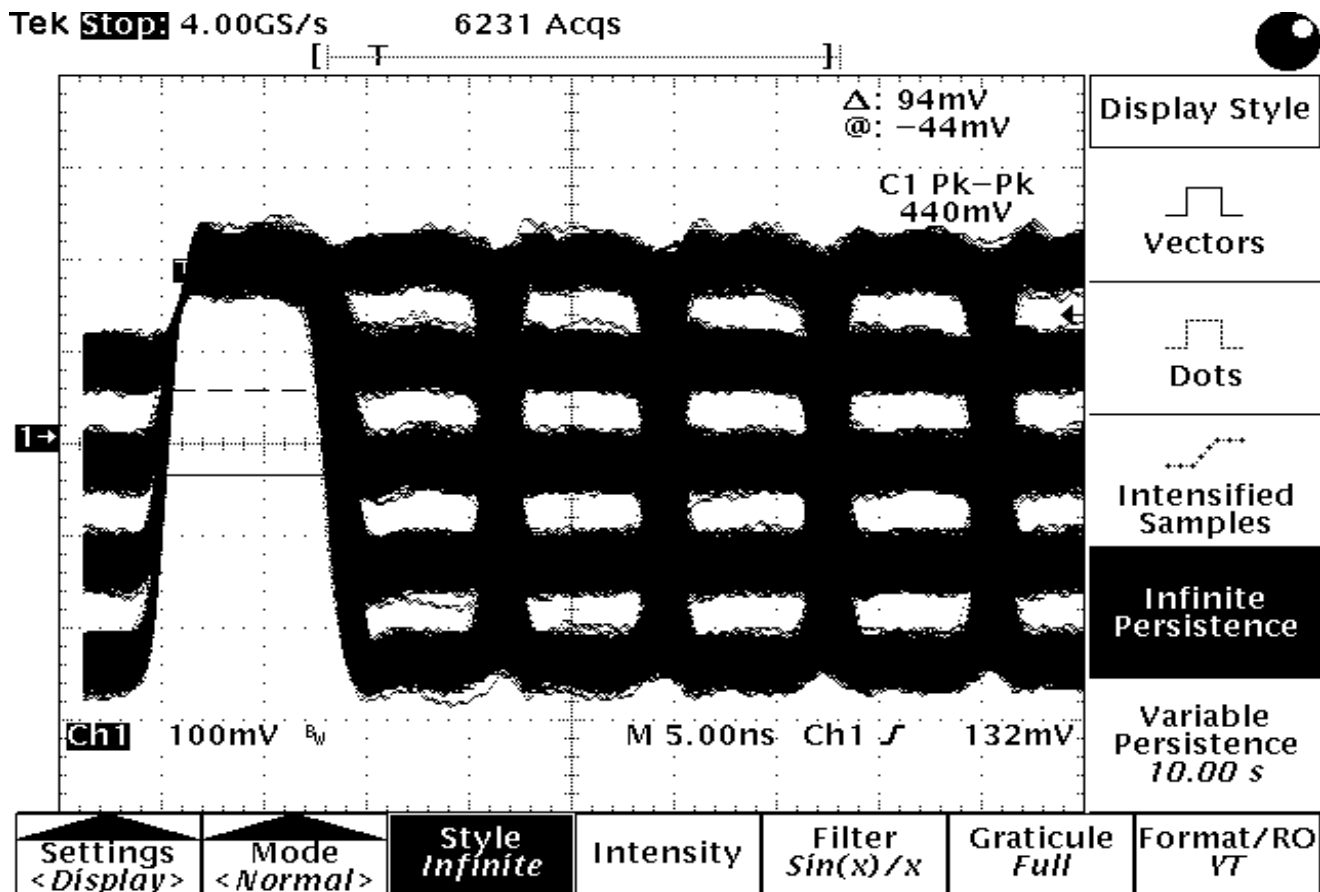
Measured 100BASE-T Eye Diagram

100 m CAT-5 cable



Measured 1000BASE-T Eye Diagram

170 m CAT-5 cable



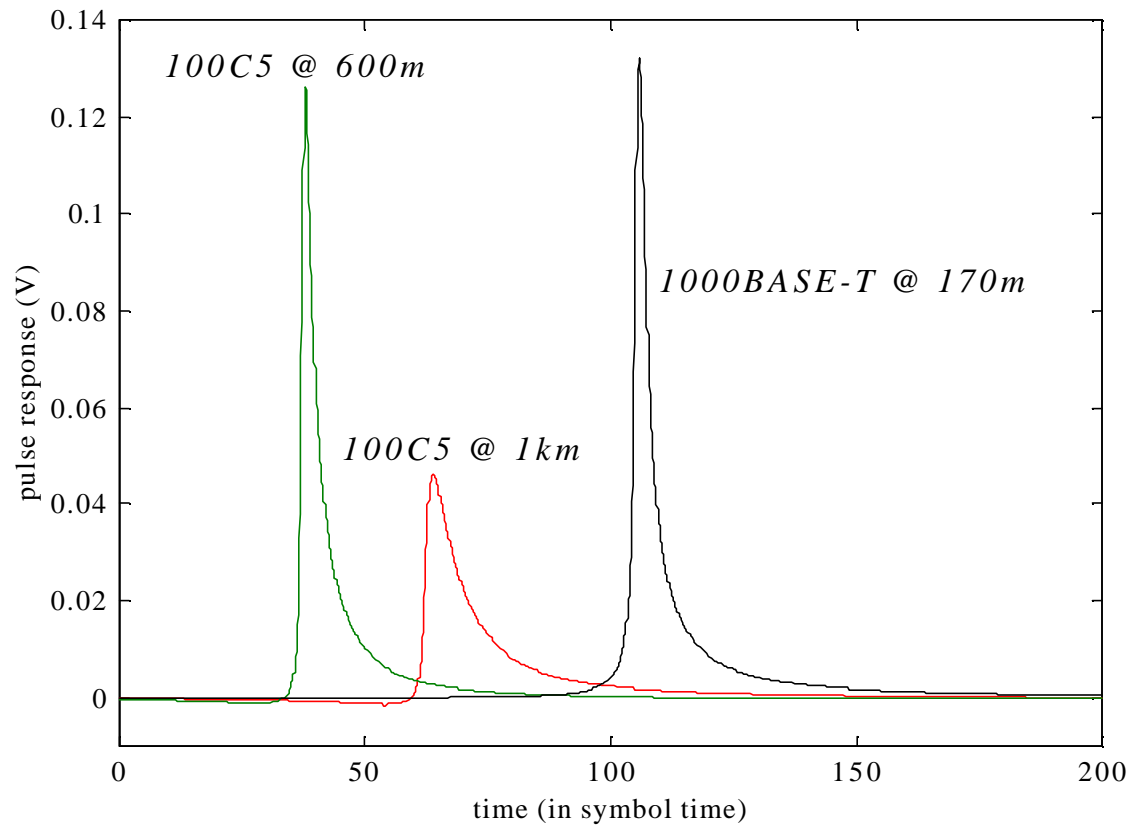
Comparison with other Copper Standards

Ethernet Scheme	Data Rate (Mbits/s) /Nyquist Frequency (MHz)	Distance Target (m)	Cabling	Coding / Modulation	Voltage Swing (V)
10BASE-T	10 / 10	≥ 100	2 pairs CAT-3 or better (simplex)	Manchester Coding	± 2.5
100BASE-TX	100 / 62.5	≥ 100	2 pairs CAT-3 or better (simplex)	8B10B PAM-3	± 1
1000BASE-T	1000 / 62.5	≥ 100	4 pairs CAT-5 (duplex)	TCM PAM-5	± 1
100C5 (CAT-5)	100 / 6.25	≥ 400 (≥ 600)	4 pairs CAT-5 (duplex)	TCM PAM-5	± 1
100C3 (CAT-3)	100 / 25	≥ 150 (≥ 200)	1 pair 26AWG (duplex)	TCM PAM-5	± 1

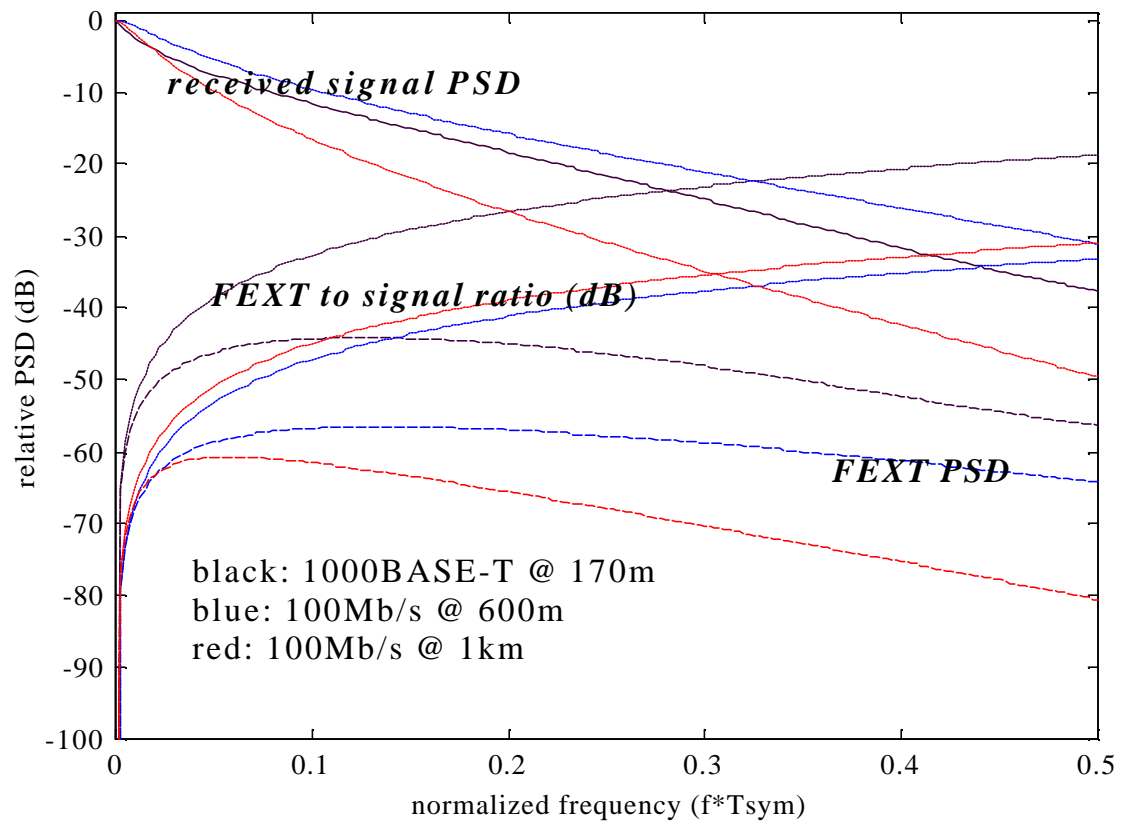
No issue with FCC radiation restrictions



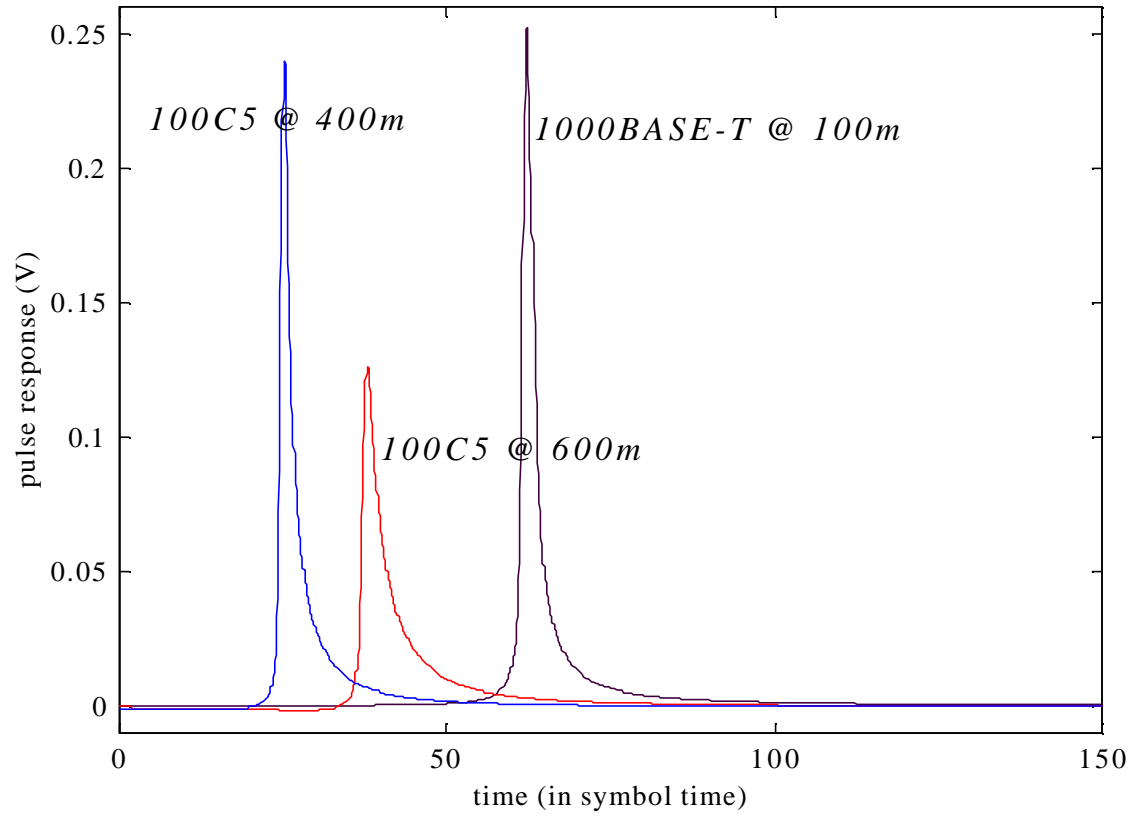
Pulse Response of CAT-5 Cable



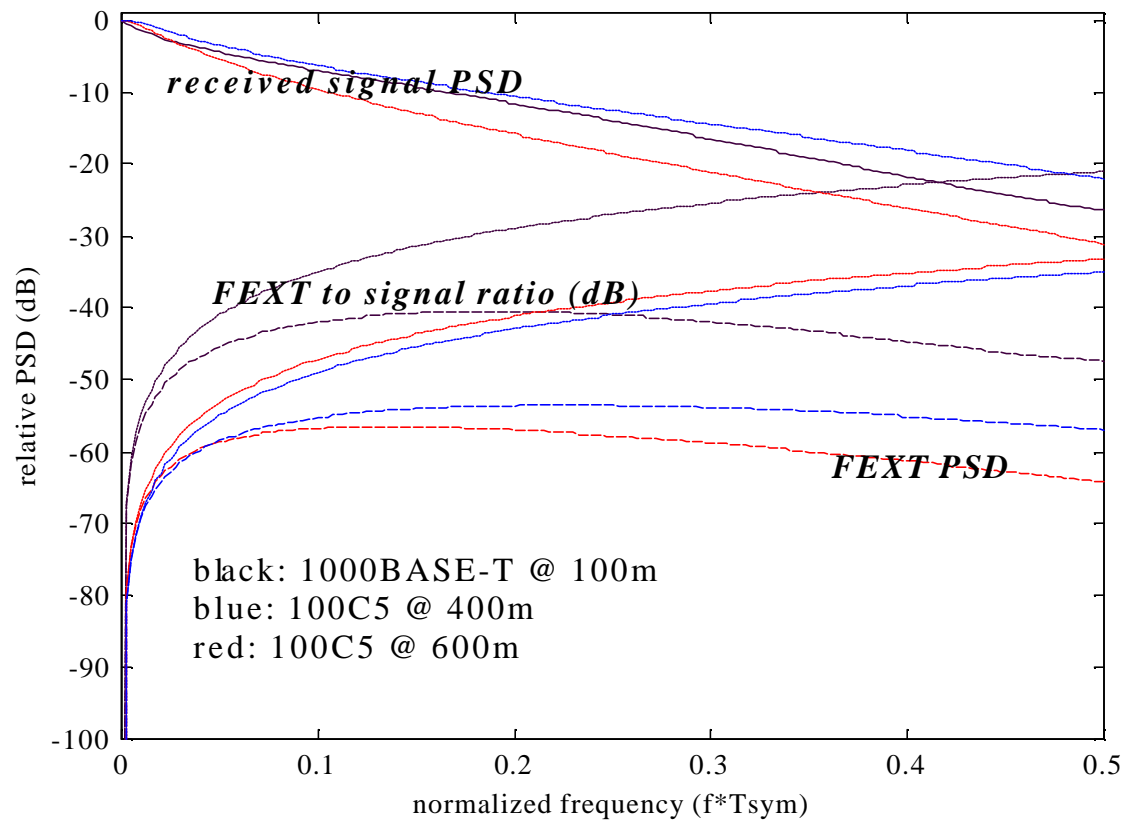
Comparison of PSDs (CAT-5)



Pulse Response of CAT-5 Cable



Comparison of PSDs (CAT-5)



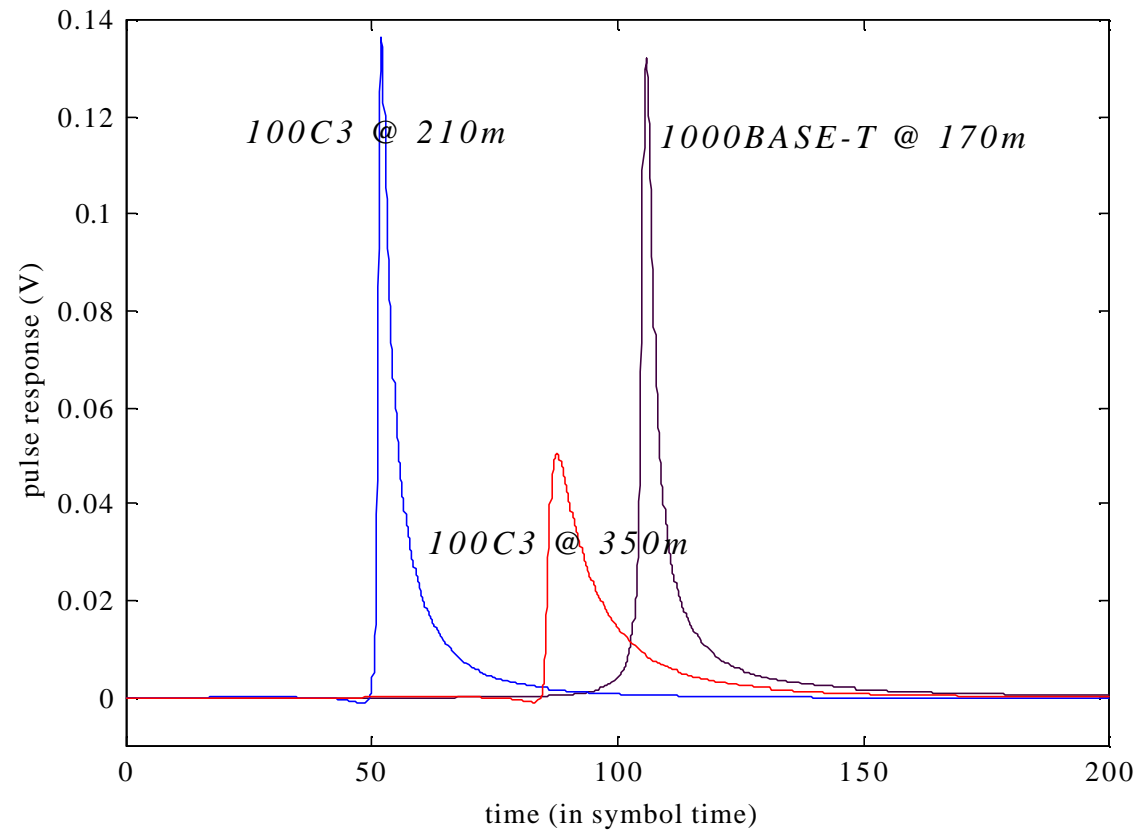
From 100BASE-T to 100 Mb/s over CAT-5

- Same CAT-5 cable
- Same TCM scheme
- Same transmit power ($\pm 1V$)
- Same receiver architecture
- Same duplex mode
- 100BASE-TX MAC

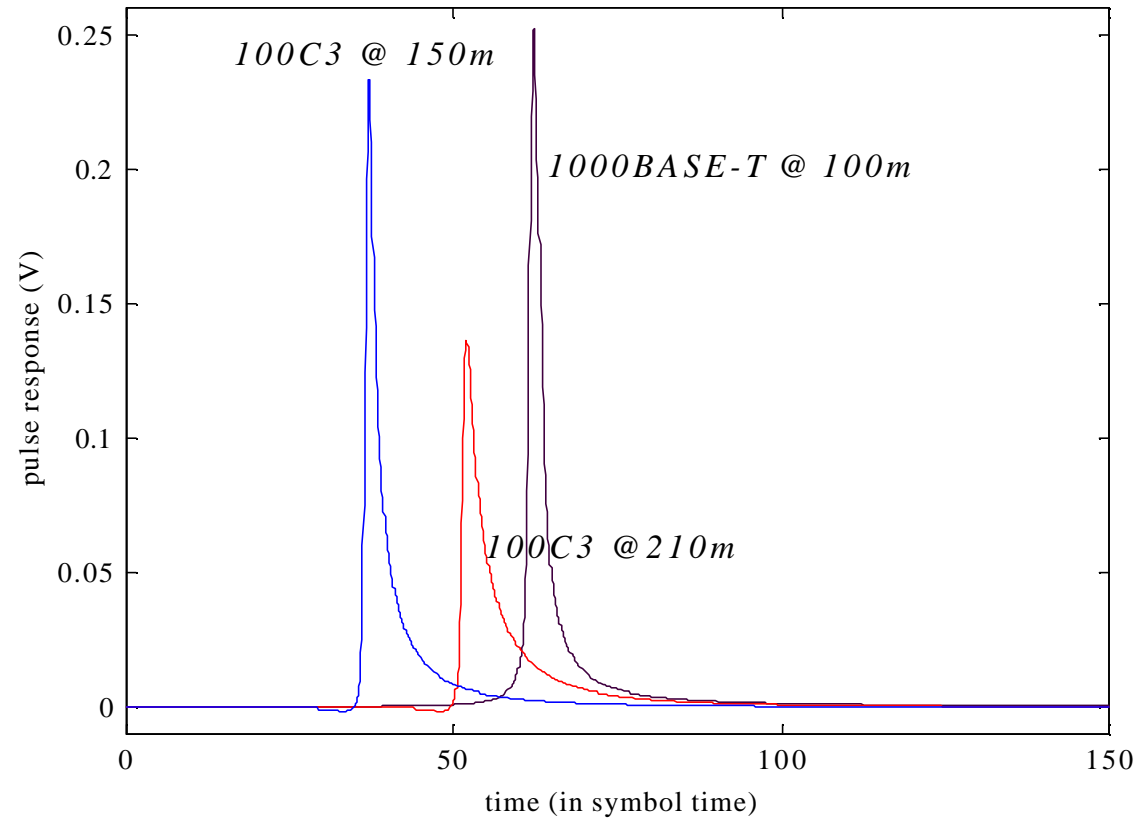
- Lower data rate (100Mbits/s)
 - Lower circuit speed, better performance
 - Higher ADC resolution (10+ bits)
- Longer transmission distance (>400m, ~600m ?)
- Lower FEXT
- Lower radiation than 100BASE-TX



Pulse Response of CAT-3 (26AWG) Cable



Pulse Response of CAT-3 (26AWG) Cable



From 100BASE-T to 100Mbits/s over CAT-3

- Similar TCM scheme (with 6dB coding gain)
- Same transmit power ($\pm 1V$)
- Similar receiver architecture
- Same duplex mode
- 100BASE-TX MAC
- Same PHY except of the TCM scheme

- Only one CAT-3 cable
- Lower data rate (100Mbits/s)
 - Lower circuit speed, better performance
 - Higher ADC resolution (10+ bits)
- Longer transmission distance (> 150m, ~200m ?)
- Lower radiation than 100BASE-TX

