

Diagnosing Segment Connectivity of PBB-TE TESI

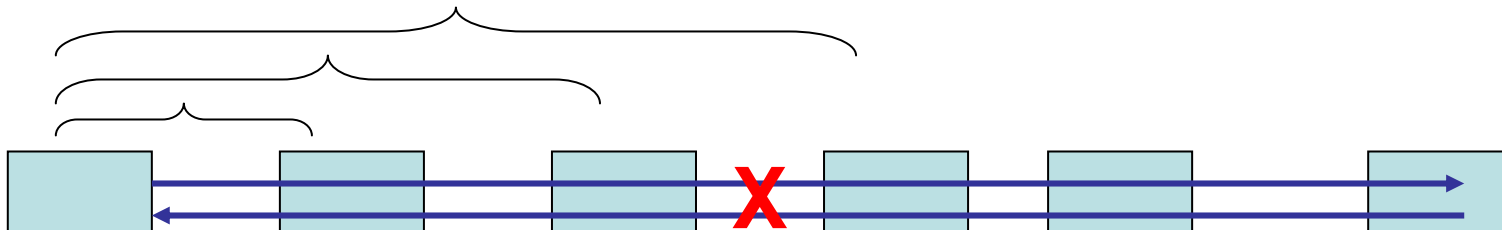
Idunbar@huawei.com

tmackcrane@huawei.com

bsultan@huawei.com

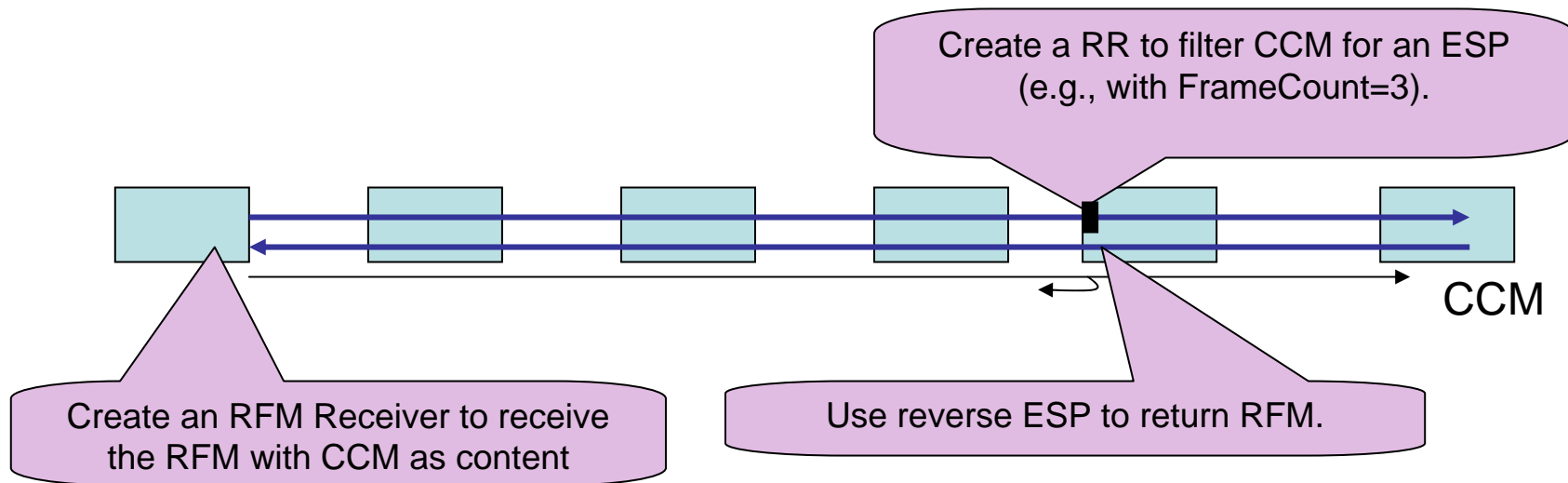
On-demand ESP Segment Connectivity Diagnostic

- Need: To identify the location of a TESI fault.
- Method:
 - TESI's route is determined by NMS.
 - Progressively test connectivity to points along the TESI's path.
 - Flexible segment connectivity tests can be performed using DDCFM



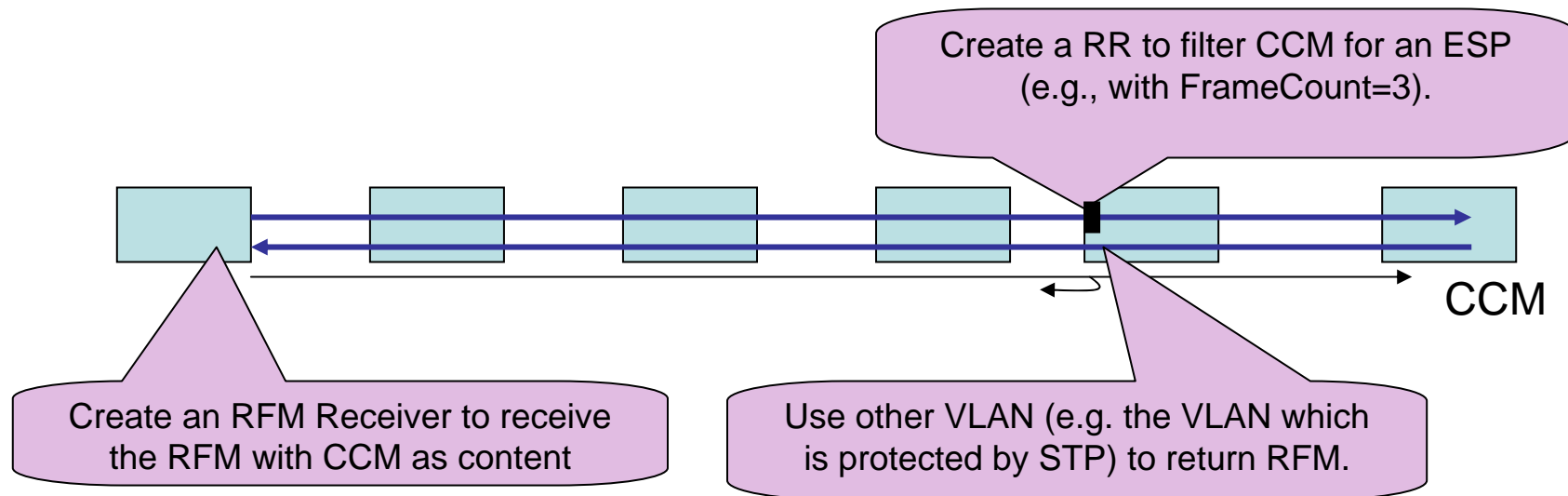
Using CCM RR to Test Segment Connectivity

- Test TESI segment or forward ESP segment
- Configure and activate RR to filter CCM at desired test point.
 - Use continue option (don't disrupt CCM fault detection)
 - Choose duration (e.g., 3 CCMs).
- The RR can be activated by system administrator when there is a need to diagnose a segment.



Extra Benefit of using CCM RR to test segment connectivity

- Test individual ESP segment



Conclusion

- DDCFM provides simple and flexible diagnostics for TESI
 - Doesn't require intermediate ports to process anything extra
 - Provide a segment diagnostics tool for networks without MIP supported
- A CCM RR can be used to test TESI segment connectivity
- Proposal:
 - Add a subclause under 26.9.5 (PBB-TE enhancements of CFM protocols) to specify behavior of CCM based RR and RFM Receiver