



IEEE Standard for Local and metropolitan area networks

Media Access Control (MAC) Security



IEEE Computer Society

Sponsored by the
LAN/MAN Standards Committee

802.1AETM

IEEE
3 Park Avenue
New York, NY 10016-5997, USA

18 August 2006

IEEE Std 802.1AE™-2006

**IEEE Standard for
Local and metropolitan area networks:**

Media Access Control (MAC) Security

Sponsor

**LAN/MAN Standards Committee
of the
IEEE Computer Society**

Approved 8 June 2006

IEEE-SA Standards Board



Abstract: This standard specifies how all or part of a network can be secured transparently to peer protocol entities that use the MAC Service provided by IEEE 802® LANs to communicate. MAC security (MACsec) provides connectionless user data confidentiality, frame data integrity, and data origin authenticity.

Keywords: authorized port, data origin authenticity, integrity/confidentiality, LANs, local area networks, MAC Bridges, MAC security and tack, MAC Service, MANs, metropolitan area networks, MSAP, port-based network access control, secure association, security, service access point, transparent bridging

The Institute of Electrical and Electronics Engineers, Inc.
3 Park Avenue, New York, NY 10016-5997, USA

Copyright © 2006 by the Institute of Electrical and Electronics Engineers, Inc.
All rights reserved. Published 18 August 2006. Printed in the United States of America.

IEEE and 802 are both registered trademarks in the U.S. Patent & Trademark Office, owned by the Institute of Electrical and Electronics Engineers, Incorporated.

Print: ISBN 0-7381-4990-X SH95549
PDF: ISBN 0-7381-4991-8 SS95549

No part of this publication may be reproduced in any form, in an electronic retrieval system or otherwise, without the prior written permission of the publisher.

IEEE Standards documents are developed within the IEEE Societies and the Standards Coordinating Committees of the IEEE Standards Association (IEEE-SA) Standards Board. The IEEE develops its standards through a consensus development process, approved by the American National Standards Institute, which brings together volunteers representing varied viewpoints and interests to achieve the final product. Volunteers are not necessarily members of the Institute and serve without compensation. While the IEEE administers the process and establishes rules to promote fairness in the consensus development process, the IEEE does not independently evaluate, test, or verify the accuracy of any of the information contained in its standards.

Use of an IEEE Standard is wholly voluntary. The IEEE disclaims liability for any personal injury, property or other damage, of any nature whatsoever, whether special, indirect, consequential, or compensatory, directly or indirectly resulting from the publication, use of, or reliance upon this, or any other IEEE Standard document.

The IEEE does not warrant or represent the accuracy or content of the material contained herein, and expressly disclaims any express or implied warranty, including any implied warranty of merchantability or fitness for a specific purpose, or that the use of the material contained herein is free from patent infringement. IEEE Standards documents are supplied **“AS IS.”**

The existence of an IEEE Standard does not imply that there are no other ways to produce, test, measure, purchase, market, or provide other goods and services related to the scope of the IEEE Standard. Furthermore, the viewpoint expressed at the time a standard is approved and issued is subject to change brought about through developments in the state of the art and comments received from users of the standard. Every IEEE Standard is subjected to review at least every five years for revision or reaffirmation. When a document is more than five years old and has not been reaffirmed, it is reasonable to conclude that its contents, although still of some value, do not wholly reflect the present state of the art. Users are cautioned to check to determine that they have the latest edition of any IEEE Standard.

In publishing and making this document available, the IEEE is not suggesting or rendering professional or other services for, or on behalf of, any person or entity. Nor is the IEEE undertaking to perform any duty owed by any other person or entity to another. Any person utilizing this, and any other IEEE Standards document, should rely upon the advice of a competent professional in determining the exercise of reasonable care in any given circumstances.

Interpretations: Occasionally questions may arise regarding the meaning of portions of standards as they relate to specific applications. When the need for interpretations is brought to the attention of IEEE, the Institute will initiate action to prepare appropriate responses. Since IEEE Standards represent a consensus of concerned interests, it is important to ensure that any interpretation has also received the concurrence of a balance of interests. For this reason, IEEE and the members of its societies and Standards Coordinating Committees are not able to provide an instant response to interpretation requests except in those cases where the matter has previously received formal consideration. At lectures, symposia, seminars, or educational courses, an individual presenting information on IEEE standards shall make it clear that his or her views should be considered the personal views of that individual rather than the formal position, explanation, or interpretation of the IEEE.

Comments for revision of IEEE Standards are welcome from any interested party, regardless of membership affiliation with IEEE. Suggestions for changes in documents should be in the form of a proposed change of text, together with appropriate supporting comments. Comments on standards and requests for interpretations should be addressed to:

Secretary, IEEE-SA Standards Board
445 Hoes Lane
Piscataway, NJ 08854
USA

Authorization to photocopy portions of any individual standard for internal or personal use is granted by the Institute of Electrical and Electronics Engineers, Inc., provided that the appropriate fee is paid to Copyright Clearance Center. To arrange for payment of licensing fee, please contact Copyright Clearance Center, Customer Service, 222 Rosewood Drive, Danvers, MA 01923 USA; +1 978 750 8400. Permission to photocopy portions of any individual standard for educational classroom use can also be obtained through the Copyright Clearance Center.

Introduction

This introduction is not part of IEEE Std 802.1AE-2006, IEEE Standard for Local and Metropolitan Area Networks: Media Access Control (MAC) Security.



This is the first edition of this standard.

Relationship between IEEE Std 802.1AE and other IEEE 802 standards

Another IEEE standard, IEEE Std 802.1XTM-2004, specifies Port-based Network Access Control, and provides a means of authenticating and authorizing devices attached to a LAN. Use of this standard in conjunction with architecture and protocols of IEEE Std 802.1X-2004 extends the applicability of the latter to publicly accessible LAN/MAN media for which security has not already been defined. A proposed amendment, IEEE P802.1afTM, to IEEE Std 802.1X-2004 is being developed to specify the additional protocols and interfaces necessary.

This standard is not intended for use with IEEE Std 802.11TM, Wireless LAN Medium Access Control. An amendment to that standard, IEEE Std 802.11iTM-2004, also makes use of IEEE Std 802.1X-2004, thus facilitating the use of a common authentication and authorization framework for LAN media to which this standard applies and for Wireless LANs.

A previous security standard, IEEE Std 802.10TM, IEEE Standard for Interoperable LAN/MAN Security, has been withdrawn.

Notice to users

Errata

Errata, if any, for this and all other standards can be accessed at the following URL: <http://standards.ieee.org/reading/ieee/updates/errata/index.html>. Users are encouraged to check this URL for errata periodically.

Interpretations

Current interpretations can be accessed at the following URL: <http://standards.ieee.org/reading/ieee/interp/index.html>.

Patents

Attention is called to the possibility that implementation of this standard may require use of subject matter covered by patent rights. By publication of this standard, no position is taken with respect to the existence or validity of any patent rights in connection therewith. The IEEE shall not be responsible for identifying patents or patent applications for which a license may be required to implement an IEEE standard or for conducting inquiries into the legal validity or scope of those patents that are brought to its attention.

Participants

At the time this standard was completed, the working group had the following membership:

Tony Jeffree, Chair
Mick Seaman, Interworking and Security Task Group Chair
Allyn Romanow, Editor
Frank Chao, MIB Editor

Brandon Barry	Ken Grewal	Allyn Romanow
Les Bell	Steve Haddock	Dan Romascanu
Mike Borza	Ran Ish-Shalom	Jessy V. Rouyer
Paul Bottorff	Tony Jeffree	Ali Sajassi
Jim Burns	Hal Keen	Dolors Sala
Dirceu Cavendish	Yongbum Kim	Sam Sambasivan
Paul Congdon	Loren Larsen	John Sauer
Sharam Davari	Yannick Le Goff	Mick Seaman
Arjan de Heer	David Melman	Koichiro Seto
Craig Easley	John Messenger	Muneyoshi Suzuki
Anush Elangovan	Dinesh Mohan	Geoff Thompson
Hesham Elbakoury	Bob Moskowitz	John Viega
David Elie-Dit-Cosaque	Don O'Connor	Dennis Volpano
Norm Finn	Glenn Parsons	Karl Weber
David Frattura	Ken Patton	Ludwig Winkel
Anoop Ghanwani	Karen T. Randall	Michael D. Wright

The following members of the individual balloting committee voted on this standard. Balloters may have voted for approval, disapproval, or abstention.

Eng Ahmed Abdelhalim	C. G. Guy	Mike Moreton
Butch Anton	Ronald D. Hochnadel	M. Narayanan
Pierrejean Arcos	Andreas J. Holtmann	Michael S. Newman
Chris B. Bagge	Dennis Horwitz	Paul Nikolich
John B. Barnett	Russell D. Housley	Robert O'hara
Mark A. Beadles	David Hunter	Glenn W. Parsons
Michael A. Beck	C. R. Huntley	Vikram Punj
Rahul B. Bhushan	Atsushi Ito	Jose P. Puthenkulam
Gennaro Boggia	Raj Jain	Karen T. Randall
James T. Carlo	David V. James	John J. Roese
Juan C. Carreon	Tony Jeffree	Allyn Romanow
Jon S. Chambers	Peter G. Johansson	Jessy V. Rouyer
Danila Chernetsov	David Johnston	Michael Scholles
Keith Chow	Joe Natharaj Juisai	Stephen C. Schwarm
John L. Cole	Piotr Karocki	Mick Seaman
Paul Congdon	Lior Khernosh	William M. Shvodian
Tommy P. Cooper	Byoung-jo Kim	Thomas M. Siep
Russell S. Dietz	Yongbum Kim	Manikantan Srinivasan
Thomas J. Dineen	Mark J. Knight	Thomas E. Starai
Sean Dougherty	Hermann Koch	Guenter Steindl
Alistair P. Duffy	Thomas M. Kurihara	Michael L. Takefman
Sourav K. Dutta	David J. Law	Joseph J. Tardo
David Elie-Dit-Cosaque	Shawn M. Leard	Michael D. Johas Teener
Michael A. Fischer	Kang Lee	Thomas A. Tullia
Yukihiro Fujimoto	Li Li	Mark-rene Uchida
James P. Gilb	William Lumpkins	Timothy P. Walker
Nikhil Goel	G. L. Luri	Derek T. Woo
Sergiu R. Goma	Jonathon C. Mclendon	Steven A. Wright
Patrick S. Gonia	Francisco J. Melendez	TakahitoYoshizawa
Karanvir Grewal	George J. Miao	Oren Yuen
Randall C. Groves	Gary L. Michel	

When the IEEE-SA Standards Board approved this standard on 8 June 2006, it had the following membership:

Steve M. Mills, *Chair*
Richard H. Hulett, *Vice Chair*
Don Wright, *Past Chair*
Judith Gorman, *Secretary*

Mark D. Bowman
Dennis B. Brophy
William R. Goldbach
Arnold M. Greenspan
Robert M. Grow
Joanna N. Guenin
Julian Forster*
Mark S. Halpin
Kenneth S. Hanus

William B. Hopf
Joseph L. Koepfinger*
David J. Law
Daleep C. Mohla
T. W. Olsen
Glenn Parsons
Ronald C. Petersen
Tom A. Prevost

Greg Ratta
Robby Robson
Anne-Marie Sahazizian
Virginia C. Sulzberger
Malcolm V. Thaden
Richard L. Townsend
Walter Weigel
Howard L. Wolfman

*Member Emeritus

Also included are the following nonvoting IEEE-SA Standards Board liaisons:

Satish K. Aggarwal, *NRC Representative*
Richard DeBlasio, *DOE Representative*
Alan H. Cookson, *NIST Representative*

Don Messina
IEEE Standards Program Manager, Document Development

Michael Kipness
IEEE Standards Program Manager, Technical Program Development

Contents

1. Overview	1
1.1 Introduction	1
1.2 Scope	2
2. Normative references	3
3. Definitions	5
4. Abbreviations and acronyms	8
5. Conformance	10
5.1 Requirements terminology	10
5.2 Protocol Implementation Conformance Statement (PICS)	10
5.3 Required capabilities	10
5.4 Optional capabilities	11
6. Secure provision of the MAC Service	13
6.1 MAC Service primitives and parameters	13
6.2 MAC Service connectivity	15
6.3 Point-to-multipoint LANs	16
6.4 MAC status parameters	16
6.5 MAC point-to-point parameters	16
6.6 Security threats	17
6.7 MACsec connectivity	18
6.8 MACsec guarantees	19
6.9 Security services	19
6.10 Quality of service maintenance	20
7. Principles of secure network operation	22
7.1 Support of the secure MAC Service by an individual LAN	22
7.2 Multiple instances of the secure MAC Service on a single LAN	27
7.3 Use of the secure MAC Service	28
8. MAC Security Protocol (MACsec)	31
8.1 Protocol design requirements	32
8.2 Protocol support requirements	34
8.3 MACsec operation	36
9. Encoding of MACsec protocol data units	38
9.1 Structure, representation, and encoding	38
9.2 Major components	38
9.3 Security TAG	39
9.4 MACsec EtherType	39
9.5 TAG Control Information (TCI)	40
9.6 Association Number (AN)	41
9.7 Short Length (SL)	41
9.8 Packet Number (PN)	41
9.9 Secure Channel Identifier (SCI)	41
9.10 Secure Data	42

9.11	Integrity Check Value (ICV)	42
9.12	PDU validation	43
10.	Principles of MAC Security Entity (SecY) operation	44
10.1	SecY overview	44
10.2	SecY functions	46
10.3	Model of operation	47
10.4	SecY architecture	47
10.5	Secure frame generation	50
10.6	Secure frame verification	51
10.7	SecY management	53
10.8	Addressing	63
10.9	Priority	63
10.10	SecY performance requirements	63
11.	MAC Security in Systems	65
11.1	MAC Service interface stacks	65
11.2	MACsec in end stations	66
11.3	MACsec in MAC Bridges	66
11.4	MACsec in VLAN-aware Bridges	67
11.5	MACsec and Link Aggregation	68
11.6	Link Layer Discovery Protocol (LLDP)	69
11.7	MACsec in Provider Bridged Networks	70
11.8	MACsec and multi-access LANs	72
12.	MACsec and EPON	74
13.	Management protocol	76
13.1	Introduction	76
13.2	The Internet-Standard Management Framework	76
13.3	Relationship to other MIBs	76
13.4	Security considerations	78
13.5	Structure of the MIB	80
13.6	Definitions for MAC Security MIB	84
14.	Cipher Suites	121
14.1	Cipher Suite use	121
14.2	Cipher Suite capabilities	122
14.3	Cipher Suite specification	123
14.4	Cipher Suite conformance	123
14.5	Default Cipher Suite (GCM–AES–128)	124
Annex A	(normative) PICS Proforma	126
A.1	Introduction	126
A.2	Abbreviations and special symbols	126
A.3	Instructions for completing the PICS proforma	127
A.4	PICS proforma for IEEE Std 802.1AE	129
A.5	Major capabilities	130
A.6	Support and use of Service Access Points	131
A.7	MAC status and point-to-point parameters	132
A.8	Secure Frame Generation	133

A.9	Secure Frame Verification	134
A.10	MACsec PDU encoding and decoding	135
A.11	Key Agreement Entity LMI.....	135
A.12	Additional fully conformant Cipher Suite capabilities	139
A.13	Additional variant Cipher Suite capabilities.....	140
Annex B (informative) Bibliography.....		142

**IEEE Standard for
Local and metropolitan area networks:**

Media Access Control (MAC) Security

1. Overview

1.1 Introduction

IEEE 802[®] Local Area Networks (LANs) are often deployed in networks that support mission-critical applications. These include corporate networks of considerable extent, and public networks that support many customers with different economic interests. The protocols that configure, manage, and regulate access to these networks typically run over the networks themselves. Preventing disruption and data loss arising from transmission and reception by unauthorized parties is highly desirable, since it is not practical to secure the entire network against physical access by determined attackers.

MAC Security (MACsec), as defined by this standard, allows authorized systems that attach to and interconnect LANs in a network to maintain confidentiality of transmitted data and to take measures against frames transmitted or modified by unauthorized devices.

MACsec facilitates

- a) Maintenance of correct network connectivity and services
- b) Isolation of denial of service attacks
- c) Localization of any source of network communication to the LAN of origin
- d) The construction of public networks, offering service to unrelated or possibly mutually suspicious customers, using shared LAN infrastructures
- e) Secure communication between organizations, using a LAN for transmission
- f) Incremental and non-disruptive deployment, protecting the most vulnerable network components.

To deliver these benefits, MACsec has to be used in conjunction with appropriate policies for higher-level protocol operation in networked systems, an authentication and authorization framework, and network management. IEEE P802.1af[™] [B2]¹ provides authentication and cryptographic key distribution.

MACsec protects communication between trusted components of the network infrastructure, thus protecting the network operation. MACsec cannot protect against attacks facilitated by the trusted components

¹The numbers in brackets correspond to those of the bibliography in Annex B.

themselves, and is complementary to, rather than a replacement for, end-to-end application-to-application security protocols. The latter can secure application data independent of network operation, but cannot necessarily defend the operation of network components, or prevent attacks using unauthorized communication from reaching the systems that operate the applications.

1.2 Scope

The scope of this standard is to specify provision of connectionless user data confidentiality, frame data integrity, and data origin authenticity by media access independent protocols and entities that operate transparently to MAC Clients.

NOTE—The MAC Clients are as specified in IEEE Std 802, IEEE Std 802.2™, IEEE Std 802.1D™, IEEE Std 802.1Q™, and IEEE Std 802.1X™.²

To this end it

- a) Specifies the requirements to be satisfied by equipment claiming conformance to this standard.
- b) Specifies the requirements for MAC Security in terms of provision of the MAC Service and the preservation of the semantics and parameters of service requests and indications.
- c) Describes the threats, both intentional and accidental, to correct provision of the service.
- d) Specifies security services that prevent, or restrict, the effect of attacks that exploit these threats.
- e) Examines the potential impact of both the threats and the use of MAC Security on the Quality of Service (QoS), specifying constraints on the design and operation of MAC Security entities and protocols.
- f) Models support of the secure MAC Service in terms of the operation of media access control method independent MAC Security Entities (SecYs) within the MAC Sublayer.
- g) Specifies the format of the MACsec Protocol Data Unit (MPDUs) used to provide secure service.
- h) Identifies the functions to be performed by each SecY, and provides an architectural model of its internal operation in terms of Processes and Entities that provide those functions.
- i) Specifies the interface/exchanges between a SecY and its associated and collocated MAC Security Key Agreement Entity (KaY, IEEE P802.1af [B2]) that provides and updates cryptographic keys.
- j) Specifies performance requirements and recommends default values and applicable ranges for the operational parameters of a SecY.
- k) Specifies how SecYs are incorporated within the architectural structure within end stations and bridges.
- l) Establishes the requirements for management of MAC Security, identifying the managed objects and defining the management operations for SecYs.
- m) Specifies the Management Information Base (MIB) module for managing the operation of MAC Security in TCP/IP networks.
- n) Specifies requirements, criteria and choices of Cipher Suites for use with this standard.

This standard does not

- o) Specify how the relationships between MACsec protocol peers are discovered and authenticated, as supported by key management or key distribution protocols, but makes use of IEEE P802.1af Key Agreement for MAC security to achieve these functions.

²Notes in text, tables, and figures are given for information only, and do not contain requirements needed to implement the standard.

2. Normative references

The following referenced documents are indispensable for the application of this document. For dated references, only the edition cited applies. For undated references, the latest edition of the referenced document (including any amendments or corrigenda) applies.

Federal Information Processing Standards FIPS 197, Advanced Encryption Standard, 2001, Advanced Encryption Standard Cyclic Block Chaining (AES-CBC).³

Galois Counter Mode of Operation (GCM), David A. McGrew, John Viega.⁴

IEEE Std 802, IEEE Standards for Local and Metropolitan Area Networks: Overview and Architecture.^{5, 6}

IEEE Std 802.1D-2003, IEEE Standards for Local and Metropolitan Area Networks: Media Access Control (MAC) Bridges.

IEEE Std 802.1Q-2005, IEEE Standards for Local and Metropolitan Area Networks: Virtual Bridged Local Area Networks.

IEEE Std 802.1X-2004, IEEE Standards for Local and Metropolitan Area Networks: Port Based Network Access Control.

IEEE Std 802.1adTM-2005, IEEE Standards for Local and Metropolitan Area Networks: Virtual Bridged Local Area Networks—Amendment 4: Provider Bridges.

IEEE Std 802.1ABTM-2005, IEEE Standards for Local and Metropolitan Area Networks: Station and Media Access Control Connectivity and Discovery.

IEEE Std 802.2TM, IEEE Standard for Information technology—Telecommunications and information exchange between systems—Local and metropolitan area networks—Specific requirements—Part 2: Logical link control.

IEEE Std 802.3TM, IEEE Standard for Information technology—Part 3: Carrier Sense Multiple Access with Collision Detection (CSMA/CD) Access Method and Physical Layer Specifications.

IEEE Std 802.11TM, IEEE Standard for Information technology—Telecommunications and information exchange between systems—Local and metropolitan area networks—Specific requirements—Part 11: Wireless LAN Medium Access Control (MAC) and Physical Layer (PHY) specifications.

IEEE Std 802.11iTM, IEEE Standard for Information technology—Telecommunications and information exchange between systems—Local and metropolitan area networks—Specific requirements—Part 11: Wireless LAN Medium Access Control (MAC) and Physical Layer (PHY) specifications—Media Access Control (MAC) Security Enhancements.

IEEE Std 802.17TM, IEEE Standard for Information technology—Telecommunications and information exchange between systems—Local and metropolitan area networks—Specific requirements—Part 17: Resilient packet ring (RPR) access method & physical layer specifications.

³FIPS publications are available from the National Technical Information Service (NTIS), U. S. Dept. of Commerce, 5285 Port Royal Rd., Springfield, VA 22161 (<http://www.ntis.org/>).

⁴This document can be downloaded from <http://csrc.nist.gov/CryptoToolkit/modes/proposedmodes/gcm/gcm-spec.pdf>.

⁵IEEE publications are available from the Institute of Electrical and Electronics Engineers, 445 Hoes Lane, P.O. Box 1331, Piscataway, NJ 08855-1331, USA. IEEE publications can be ordered on-line from the IEEE Standards Website: <http://www.standards.ieee.org>

⁶The IEEE standards or products referred to in this clause are trademarks of the Institute of Electrical and Electronics Engineers, Inc.

IETF RFC 1213: Management Information Base for Network Management of TCP/IP-based internets: MIB-II, K. McCloghrie, M.T. Rose, March 1991.

IETF RFC 2578, STD 58, Structure of Management Information for Version 2 of the Simple Network Management Protocol (SNMPv2), McCloghrie, K., Perkins, D., Schoenwaelder, J., Case, J., Rose, M., Waldbusser, S., April 1999.

IETF RFC 2579, STD 58, Textual Conventions for Version 2 of the Simple Network Management Protocol (SNMPv2), McCloghrie, K., Perkins, D., Schoenwaelder, J., Case, J., Rose, M., Waldbusser, S., April 1999.

IETF RFC 2580, STD 58, Conformance Statements for SMIv2, McCloghrie, K., Perkins, D., Schoenwaelder, J., Case, J., Rose, M., Waldbusser, S., April 1999.

IETF RFC 2863, The Interfaces Group MIB using SMIv2, McCloghrie, K. and Kastenholz, F., June 2000.



IETF RFC 3418, Management Information Base (MIB) for the Simple Network Management Protocol (SNMP), Preshun, R., ED., December 2002.

ISO/IEC 7498-1, Information processing systems—Open Systems Interconnection—Basic Reference Model—Part 1: The Basic Model.⁷

ISO/IEC 7498-2, Information processing systems—Open Systems Interconnection—Basic Reference Model—Part 2: Security architecture.

ISO/IEC 14882, Information Technology—Programming languages—C++.

ISO/IEC 15802-1, Information technology—Telecommunications and information exchange between systems—Local and metropolitan area networks—Common specifications—Part 1: Medium Access Control (MAC) service definition.

⁷ISO/IEC publications are available from the ISO Central Secretariat, Case Postale 56, 1 rue de Varembe, CH-1211, Genève 20, Switzerland/Suisse (<http://www.iso.ch/>). ISO/IEC publications are also available in the United States from Global Engineering Documents, 15 Inverness Way East, Englewood, Colorado 80112, USA (<http://global.ihs.com/>). Electronic copies are available in the United States from the American National Standards Institute, 25 West 43rd Street, 4th Floor, New York, NY 10036, USA (<http://www.ansi.org/>).

3. Definitions

For the purposes of this standard, the following terms and definitions apply. *The Authoritative Dictionary of IEEE Standards Terms*, Seventh Edition [B3], should be referenced for terms not defined in this clause.

3.1 Association Number (AN): A number that is concatenated with the Secure Channel Identifier to identify a Secure Association.

3.2 bounded receive delay: A guarantee that a frame will not be delivered after a known bounded time, in the case of protocols designed to use the MAC Service this is typically assumed to be less than two seconds.

3.3 Bridged Local Area Network: A concatenation of individual IEEE 802 LANs interconnected by MAC Bridges.

NOTE—Unless explicitly specified the use of the word *network* in this standard refers to a Bridged Local Area Network. The term *Bridged Local Area Network* is not otherwise abbreviated. The term *Local Area Network* and the abbreviation *LAN* are used exclusively to refer to an individual LAN specified by a MAC technology without the inclusion of Bridges. This precise use of terminology within this specification allows a Bridged Local Area Network to be distinguished from an individual LAN that has been bridged to other LANs in the network. In more general usage such precise terminology is not required, as it is an explicit goal of this standard that MAC Security is transparent to the users of the MAC Service.

3.4 Cipher Suite: A set of one or more algorithms, designed to provide any number of the following: data confidentiality, data authenticity, data integrity.

3.5 Common Port: An instance of the MAC Internal Sublayer Service used by the SecY to provide transmission and reception of frames for both the controlled and uncontrolled ports.

3.6 Controlled Port: The access point used to provide the secure MAC Service to a client of a SecY.

3.7 cryptographic key: A parameter that determines the operation of a cryptographic function such as:

- a) The transformation from plain text to cipher text and vice versa
- b) Synchronized generation of keying material
- c) Digital signature computation or validation.⁸

3.8 cryptographic mode of operation: Also referred to as mode. An algorithm for the cryptographic transformation of data that features a symmetric key block cipher algorithm.⁹

3.9 data integrity: A property whereby data has not been altered in an unauthorized manner since it was created, transmitted or stored.¹⁰

3.10 IEEE 802 Local Area Network (LAN): IEEE 802 LANs (also referred to in the text simply as LANs) are LAN technologies that provide a MAC Service equivalent to the MAC Service defined in ISO/IEC 15802-1. IEEE 802 LANs include IEEE Std 802.3 (CSMA/CD), IEEE Std 802.11 (Wireless), IEEE Std 802.17 (Resilient Packet Ring).

3.11 initialization vector (IV): A vector used in defining the starting point of an encryption process within a cryptographic algorithm.¹¹

⁸This and some other definitions in this clause have been drawn from ASC TR1/X9, Technical Report for ABA ASC/X9 Standards Definitions, Acronyms, and Symbols, 2002.

⁹This and some other definitions in this clause have been drawn from NIST Special Publication 800-38A, Recommendation for Block Cipher Modes of Operation: Methods and Techniques, 2001.

¹⁰This and some other definitions in this clause have been drawn from NIST Special Publication 800-57, Recommendation for Key Management, 2005.

3.12 integrity: *See data integrity.*

3.13 integrity check value (ICV): A value that is derived by performing an algorithmic transformation on the data unit for which data integrity services are provided. The ICV is sent with the protected data unit and is recalculated and compared by the receiver to detect data modification.

3.14 key: *See cryptographic key.*

3.15 key management: The generation, storage, distribution, deletion, archiving, and application of keys in accordance with a security policy.

3.16 Layer Management Interface (LMI): The interface between a protocol entity in a system and the system management, providing for the exchange of parameters with other system entities that are not attached to the service access points used and provided by the protocol entity.

3.17 Local Area Network (LAN): *See IEEE 802 Local Area Network (LAN).*

3.18 MAC Security Entity (SecY): The entity that operates the MAC Security protocol within a system.

3.19 MAC Security TAG (SecTAG): A protocol header, comprising a number of octets and beginning with an EtherType, that is prepended to the service data unit supplied by the client of the protocol, and is used to provide security guarantees.

3.20 MAC service data unit (MSDU): A sequence of zero or more octets that compose the data to be communicated with a single MAC Service request or indication.

3.21 man-in-the-middle attack: An attack on the authentication protocol run in which the attacker positions himself between the claimant and verifier so that he can intercept and alter data traveling between them.¹²

3.22 master key: A secret key that is used to derive one or more cryptographic keys that are used directly to protect data transfer.

3.23 message authentication: If the message arrives authenticated, the cryptographic guarantee is that the message was not modified in transit and that the message originated from an entity with the proper cryptographic credentials.

3.24 mode: *See cryptographic mode of operation.*

3.25 multipoint: Involving or potentially involving more than one participant in the role of receiver, or in the role of transmitter, in a single data transfer or set of related data transfers.

3.26 nonce: A non-repeating value, such as a counter, used in key management protocols to thwart replay and other types of attack.¹³

3.27 packet number (PN): A monotonically increasing value used to uniquely identify a MACsec frame in the sequence of frames transmitted using an SA.

¹¹This and some other definitions in this clause have been drawn from Federal Information Processing Standard (FIPS) 140-2, Security Requirements for Cryptographic Modules, 2001.

¹²This and some other definitions in this clause have been drawn from NIST Special Publication 800-63: Electronic Authentication Guideline, 2004.

¹³This and some other definitions in this clause have been drawn from ASC TR1/X9, Technical Report for ABA ASC/X9 Standards Definitions, Acronyms, and Symbols, 2002.

3.28 plaintext key: An unencrypted cryptographic key.¹⁴

3.29 Port Identifier: A 16-bit number that is unique within the scope of the address of the port.

3.30 protocol data unit (PDU): A unit of data specified in a protocol and consisting of protocol information and, possibly, user data.

3.31 secret key: A cryptographic key used with a secret key cryptographic algorithm that is uniquely associated with one or more entities and should not be made public.¹⁵

3.32 Secure Association (SA): A security relationship that provides security guarantees for frames transmitted from one member of a CA to the others. Each SA is supported by a single secret key, or a single set of keys where the cryptographic operations used to protect one frame require more than one key.

3.33 Secure Association Identifier (SAI): An identifier for an SA, comprising the SCI concatenated with the Association Number (AN).

3.34 Secure Association Key (SAK): The secret key used by an SA.

3.35 Secure Channel (SC): A security relationship used to provide security guarantees for frames transmitted from one member of a CA to the others. An SC is supported by a sequence of SAs thus allowing the periodic use of fresh keys without terminating the relationship.

3.36 Secure Channel Identifier (SCI): A globally unique identifier for a secure channel, comprising a globally unique MAC Address and a Port Identifier, unique within the system allocated that address.

3.37 secure Connectivity Association (CA): A security relationship, established and maintained by key agreement protocols, that comprises a fully connected subset of the service access points in stations attached to a single LAN that are to be supported by MACsec.

3.38 spoofing: Claiming a fraudulent identity for purposes of mounting an attack.

3.39 Uncontrolled Port: the access point used to provide the insecure MAC Service to a client of a SecY.

3.40 wiretapping: An attack that intercepts and accesses data and other information contained in a flow in a communication system. The term is used to refer to reading information from any sort of medium used for a link or even directly from a node, such as a gateway or subnetwork switch. *Active wiretapping* attempts to alter the data or otherwise affect the flow; *passive wiretapping* only attempts to observe the flow and gain knowledge of information it contains.

¹⁴FIPS 140-2.

¹⁵FIPS 140-2.

4. Abbreviations and acronyms

The following abbreviations and acronyms are used in this standard.

AES	Advanced Encryption Standard
AN	Association Number
CA	secure Connectivity Association
CRC	Cyclic Redundancy Check
CTR	Counter mode
DA	Destination Address
EPON	Ethernet Passive Optical Network
ES	end station
FCS	frame check sequence
FIPS	Federal Information Processing Standard
GCM	Galois Counter Mode
Gb/s	Gigabit per second (1 Gb/s is equivalent to 1 000 000 000 bits per second)
ICV	integrity check value
ISS	Internal Sublayer Service
IV	Initialization Vector
KaY	MAC Security Key Agreement Entity
LACP	Link Aggregation Control Protocol
LAN	IEEE 802 Local Area Network
LLC	Logical Link Control (IEEE Std 802.2)
LLDP	Link Layer Discovery Protocol
LMI	Layer Management Interface
MAC	Media Access Control
Mb/s	Megabit per second (1 Mb/s is equivalent to 1 000 000 bits per second)
MIB	Management Information Base
MPDU	MACsec Protocol Data Unit

MSDU	MAC Service Data Unit
MSTP	Multiple Spanning Tree Protocol
NESSIE	New European Schemes for Signatures, Integrity, and Encryption
NIST	National Institute of Standards and Technology
OLT	Optical Line Terminator
ONU	Optical Network Unit
PAE	Port Access Entity
PDU	Protocol Data Unit
PN	Packet Number
QoS	quality of service
RADIUS	Remote Authentication Dial-In User Service
RSTP	Rapid Spanning Tree Algorithm and Protocol
SA	Secure Association
SAI	Secure Association Identifier
SAK	Secure Association Key
SC	Secure Channel
SCB	Secure Channel Broadcast
SCI	Secure Channel Identifier
SecTAG	MAC Security TAG
SecY	MAC Security Entity
SNMP	Simple Network Management Protocol

5. Conformance

A claim of conformance to this standard is a claim that the behavior of an implementation of a MAC Security Entity (SecY) meets the requirements of this standard as they apply to the operation of the MACsec protocol, management of its operation, and provision of service to the protocol clients of the SecY, as revealed through externally observable behavior of the system of which the SecY forms a part.

A claim of conformance may be a claim of full conformance, or a claim of conformance with Cipher Suite variance, as specified in 5.4.

Conformance to this standard does not ensure that the system of which the MAC Security implementation forms a part is secure, or that the operation of other protocols used to support MAC Security, such as key management and network management do not provide a way for an attacker to breach that security.

5.1 Requirements terminology

For consistency with existing IEEE and IEEE 802.1 standards, requirements placed upon conformant implementations of this standard are expressed using the following terminology:

- a) **shall** is used for mandatory requirements;
- b) **may** is used to describe implementation or administrative choices (may means is permitted to, and hence, may and may not mean precisely the same thing);
- c) **should** is used for recommended choices (the behaviors described by should and should not are both permissible but not equally desirable choices).

The PICS proforma (see Annex A) reflects the occurrences of the words *shall*, *may*, and *should* within the standard.

The standard avoids needless repetition and apparent duplication of its formal requirements by using **is**, **is not**, **are**, and **are not** for definitions and the logical consequences of conformant behavior. Behavior that is permitted but is neither always required nor directly controlled by an implementor or administrator, or whose conformance requirement is detailed elsewhere, is described by **can**. Behavior that never occurs in a conformant implementation or system of conformant implementations is described by **cannot**. The word **allow** is used as a replacement for the cliché Support the ability for, and the word **capability** means can be configured to.

5.2 Protocol Implementation Conformance Statement (PICS)

The supplier of an implementation that is claimed to conform to this standard shall complete a copy of the PICS proforma provided in Annex A and shall provide the information necessary to identify both the supplier and the implementation.

5.3 Required capabilities

An implementation of a MAC Security Entity (SecY) for which conformance to this standard is claimed shall

- a) Support the Controlled and Uncontrolled Ports, and use a Common Port as specified in Clause 10.
- b) Support the MAC status and point-to-point parameters for the Controlled and Uncontrolled Ports as specified in 6.4, 6.5, and 10.7.

- c) Process transmit requests from the Controlled Port as required by the specification of Secure Frame Generation (10.5).
- d) Process receive indications from the Common Port as required by the specification of Secure Frame Verification (10.6), prior to causing receive indications at the Controlled Port.
- e) Encode and decode MACsec PDUs as specified in Clause 9.
- f) Use a globally unique 48-bit MAC Address and a 16-bit Port Identifier unique within the scope of that address assignment to identify the transmit SCI, as specified in 8.2.1.
- g) Satisfy the performance requirements specified in Table 10-1 and 8.2.2.
- h) Support the Layer Management Interface (LMI) operations required by the Key Agreement Entity as specified in Clause 10.
- i) Provide the management functionality specified in 10.7.
- j) Protect and validate MACsec PDUs by using Cipher Suites as specified in 14.1.
- k) Support Integrity Protection **using the Default Cipher Suite specified in Clause 14.**
- l) For each Cipher Suite implemented, support a minimum of
 - 1) One receive SC
 - 2) Two receive SAKs
 - 3) One of the two receive SAKs at a time for transmission, with the ability to change from one to the other within the time specified in Table 10-1
- m) Specify the following parameters for each Cipher Suite implemented
 - 1) The maximum number of receive SCs supported
 - 2) The maximum number of receive SAKs

An implementation of a MAC Security Entity (SecY) for which conformance to this standard is claimed shall not

- n) Introduce an undetected frame error rate greater than that achievable by preserving the original FCS, as required by 10.4.
- o) Implement any Cipher Suite that is additional to those specified in Clause 14 and does not meet all the criteria specified in 14.2, 14.3, and 14.4.1.
- p) Support access to MACsec parameters using any version of SNMP prior to v3.

An implementation of a MAC Security Entity (SecY) for which full conformance to this standard is claimed shall not

- q) Implement Cipher Suites other than those specified in Clause 14.

NOTE—Conformance with Cipher Suite variance is allowed, as specified in 5.4 and in 14.4.1.

5.4 Optional capabilities

An implementation of a SecY for which conformance to this standard is claimed may

- a) Support network management using the MIB specified in Clause 13.
- b) Support access to the MIB specified in Clause 13 using SNMP version v3 or higher.
- c) Support more than one receive SC.
- d) Support more than two receive SAKs.
- e) Support Confidentiality Protection using the Default Cipher Suite without a confidentiality offset, as specified in Clause 14.
- f) Support Confidentiality Protection using the Default Cipher Suite with a confidentiality offset, as specified in Clause 14.

- g) Include Cipher Suites that are specified in Clause 14 in addition to the Default Cipher Suite.

An implementation of a MAC Security Entity (SecY) for which conformance with Cipher Suite variance is claimed may

- h) Use Cipher Suites not specified in Clause 14, but meeting the criteria specified in 14.2, 14.3, 14.4.1.

NOTE—The term *capability* is used to describe a set of related detailed provisions of this standard. Each capability can comprise both mandatory provisions, required if implementation of the capability is to be claimed, and optional provisions. Each detailed provision is specified in one or more of the other clauses of this standard. The PICS, described in Annex A, provides a useful checklist of these provisions.

6. Secure provision of the MAC Service

MACsec provides secure communications between stations that are attached to the same LAN. An authenticated and authorized peer MAC Security Entity (SecY) within each station uses the insecure MAC Service provided by the LAN to provide the secure MAC Service to its client (see Figure 6-1). The requirements for MACsec discussed in this clause are informed by the goal of preserving the MAC Service.

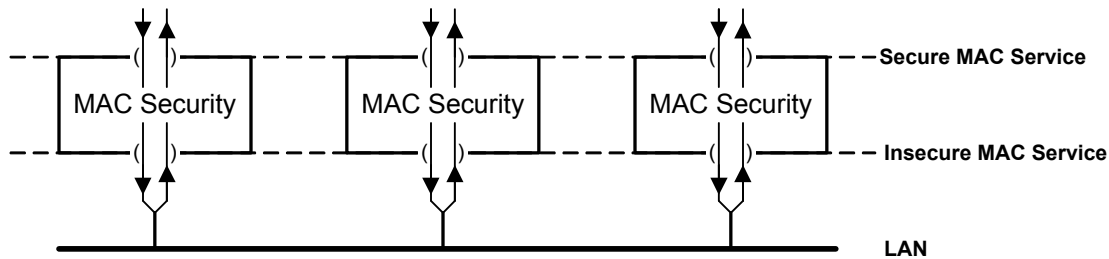


Figure 6-1—MACsec secured LAN with three stations

This clause discusses the

- a) Primitives, parameters, connectivity, and status parameters provided by the MAC Service
- b) Security threats posed by abuses of the MAC Service
- c) Connectivity used and provided by the MAC Security Protocol (MACsec)
- d) Service guarantees provided by MACsec and the security services they support
- e) Quality of Service (QoS) issues addressed in the design, implementation, and use of MACsec

NOTE 1—In order to introduce the concepts used in this standard, this clause can repeat or summarize the specification in other clauses; however, it contains no normative provisions that apply either to the subject matter of those other clauses or to the other standards referenced. For conformance to this standard see Clause 5.

NOTE 2—MACsec does not itself guarantee the security of a Bridged Local Area Network, as that security depends on the security of the individual LANs that comprise the network, on the policies adopted by clients of the secure MAC Service (7.3), and on the security of the MAC Bridges that interconnect those LANs.

NOTE 3—Authentication and authorization are outside the scope of this standard, which ensures secure communication between mutually authenticated and authorized service access points.

NOTE 4—The MAC Service and the secure MAC Service are provided at a service access point to a single client. The client is either a logical link control (LLC) Entity or an entity that in turn provides the MAC Service or a MAC Internal Sublayer Service (IEEE Std 802.1D, IEEE Std 802.1Q).

6.1 MAC Service primitives and parameters

The MAC Service (ISO/IEC 15802-1) provides unconfirmed connectionless-mode data transfer between source and destination stations. The invocation of a request primitive at a service access point within a source station results, with a high probability, in a corresponding indication primitive at selected service access points in destination stations. A single service request at one service access point results in no more than one service indication at each of the other service access points.

Each request and indication primitive has the following four parameters:

- Destination Address

- Source Address
- Priority
- MAC Service Data Unit (MSDU)

The MAC Service can be provided by a single LAN or by a Bridged Local Area Network. The service provided to an LLC Client in an end station is specified in ISO/IEC 15802-1. The service provided by a LAN to a MAC Bridge is the MAC Internal Sublayer Service (ISS), (see IEEE Std 802.1D), an extension of the MAC Service that includes parameters necessary to the bridge relay function including the frame check sequence (FCS). Except as otherwise explicitly noted, the term *MAC Service* as used in the remainder of this clause refers both to the provision of the MAC Service to an LLC client and to provision of the ISS. Multiple instances of the MAC Service can be provided using a single instance of the ISS and supported in VLAN-aware Bridges using the Enhanced Internal Sublayer Service (EISS), (see 6.6 of IEEE Std 802.1Q). When a VLAN TAG (IEEE Std 802.1Q) is used to distinguish the service instances supported, the additional parameters of the EISS are all encoded within the ISS MSDU.

NOTE 1—The MAC Service defined in ISO/IEC 15802-1 is an abstraction of the features common to a number of specific media access control methods and is a guide to the development of client protocols.

NOTE 2—Some older descriptions of the MAC Service omit the source address parameter. With the addition of this parameter and removal of the frame_type parameter from the ISS (frames other than user_data_frames are always discarded by ISS clients, and thus can be discarded by the media access control method specific functions that provide the ISS), the definitions of the MAC Service and of the Internal Sublayer Service are expected to converge in the future.

NOTE 3—The priority parameter described in this clause is also referred to as the user_priority in some specifications. The functions that support the ISS can calculate an access_priority for use on a LAN in local support of the user_priority. The access_priority parameter can be modified by media access control method specific functions and is not delivered as a MAC Service indication parameter, so is not a concern of this specification.

The MAC Service provided by a single LAN preserves the relative order of service requests and corresponding service indications with the same requested priority. Each instance of the MAC Service provided using an instance of the EISS preserves the relative order of requests and indications with the same destination address, source address, and priority if the destination address is an individual address, and the relative order of requests and indications with the same destination address and priority if the destination address is a group address.

NOTE 4—A Provider Bridged Network can use the EISS to provide instances of the MAC Service that appear, with the exception of ordering constraints, to be a single LAN and are used as such by MACsec.

The address and MSDU parameters delivered with a service indication have identical values to those supplied with the corresponding service request. The MAC Service does not validate the parameters supplied with the request; for example, it does not provide any assurance that the source address used by an LLC client is the individual address previously allocated to the station.

NOTE 5—For example, in the absence of policies that require authorization to use an address, or check that a MACsec participant does not change its address, the use of MACsec will not protect against ARP spoofing. MACsec can form part of a solution that prevents ARP spoofing provided that suitable client policies are used in conjunction with MACsec, as mentioned in 1.1, in Clause 6, and in Clause 7 (particularly 7.3). In the case of ARP spoofing, appropriate policies include a selection of not accepting frames from an end station with a different source address than that used in the authentication dialogue, not accepting frames from bridges that are not known to obey that rule, requiring use of device identification to ensure use of a legitimate MAC address, and filtering certain higher-layer protocol frames unless received (using MACsec) from a system allowed to send them.

The priority parameter delivered with a service indication has an identical value to that supplied with the corresponding service request, where the media access control method used supports communication of priority. The access to the LAN granted by the media access control method can take the requested priority value into account, but can also be based on other factors. The IEEE 802.3 media access control method does not convey priority, and the priority value delivered with the service indication is determined by

management of the receiving station. However, where the EISS is used to support an instance of the MAC Service, the priority parameter of the EISS is encoded within a VLAN TAG (IEEE Std 802.1Q) that forms the initial octets of the MSDU accompanying a service request to the instance of the ISS used to support the EISS. Figure 6-2 shows the priority field encapsulated in the VLAN TAG within the Secure Data portion of the MACsec frame. In this case, the value of the priority parameter delivered with the service indication will be identical to that provided with the corresponding request.

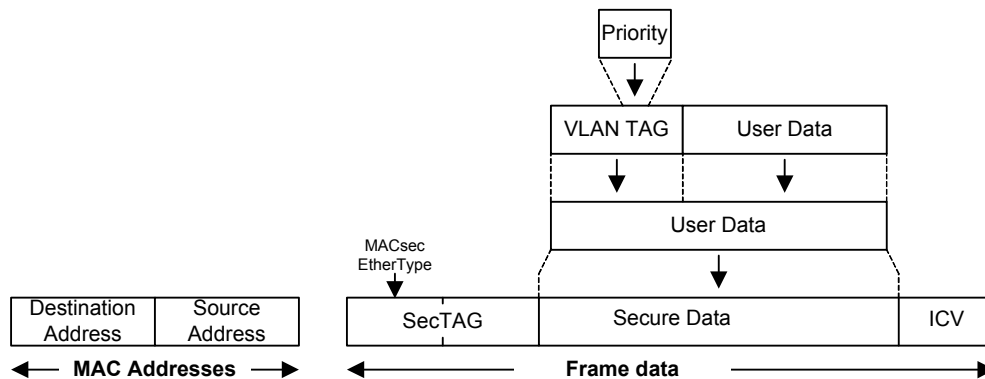


Figure 6-2—MACsec Frame, VLAN TAG, and QoS

6.2 MAC Service connectivity

The MAC Service provided by a single point-to-point or shared media LAN provides symmetric and transitive connectivity between all the stations connected to that LAN. Following a service request at one service access point, a corresponding service indication occurs, with high probability, at all the MAC ISS access points in other stations attached to the same LAN. Service indications at service access points that provide the MAC Service to an LLC Entity are filtered by media access functions, generally within each receiving station, to exclude frames that are not destined to an individual or group address not used by the client.

NOTE 1—Symmetric connectivity means that if station A can communicate with station B, then B can also communicate with A. Transitive connectivity means that if station A can communicate with B, and B with C, then A can also communicate with C.

NOTE 2—Some media access control devices or methods, e.g., IEEE Std 802.17, are capable of not delivering some or all frames with unwanted destination addresses to some or all stations.

MAC Service clients and client protocols can operate incorrectly if the connectivity provided is not as expected. While some protocols can detect the lack of symmetric connectivity, they can simply deny service as a result. Protocols can operate inefficiently if transitive connectivity is not provided. While MAC Bridges can filter frames to restrict provision of service, the use of Virtual LANs (VLANs), with each VLAN providing full connectivity, is preferred to lessen the administrative burden of ensuring correct connectivity.

NOTE 3—The original Spanning Tree Protocol (STP) could create loops in the network if symmetric connectivity was not provided. The Rapid Spanning Tree Protocol (RSTP), (see IEEE Std 802.1D), detects non-symmetric connectivity between Bridges, but will deny service until the problem is resolved, and intermittent non-symmetric connectivity can result in data loops. For example, the operation of the OSPF routing protocol on a LAN is inefficient unless all participants can receive frames sent by each other. If a LAN that provides the ISS to attached MAC Bridges merely

delivers frames to their intended destination instead of providing full connectivity, learning of source addresses can be inhibited and frames flooded throughout the bridged network for an indefinite period.

6.3 Point-to-multipoint LANs

A point-to-multipoint LAN provides connectivity from a single distinguished station to one or more other stations, i.e., from one point to multiple other points, and from each of the other stations to the distinguished station. The point-to-multipoint LAN does not provide direct connectivity between pairs of stations unless the distinguished station is one of the pair. Efficient multicast and broadcast from the distinguished station to all the others is provided: a single service request with a given destination address can result in service indications at each multipoint station wishing to receive frames with that destination address. Communication between the other stations occurs via the distinguished station, as specified by the relevant standard for the particular technology.

NOTE 1—Examples of point-to-multipoint LANs include IEEE Std 802.3 Ethernet Passive Optical Network (EPON), (see Clause 12), IEEE Std 802.11, IEEE Std 802.14, and certain provider network VLAN configurations. Depending on the particular LAN or network technology the distinguished stations are variously referred to as optical line terminators (OLTs), wireless access points (WAPs), head-ends, concentrators, star concentrators, or root nodes, and the other stations as optical network units (ONUs), stations, modems, or leaf nodes.

NOTE 2—A point-to-multipoint LAN does not provide the MAC Service as currently specified. A suitable service specification is for future study. This specification attempts to bridge this much needed gap.

6.4 MAC status parameters

Each service access point can make available status parameters that reflect the operational state and administrative controls for the service instance provided at that access point.

The **MAC_Enabled** parameter is TRUE if use of the service is permitted and is otherwise FALSE. The value of this parameter is determined by administrative controls specific to the entity providing the service.

The **MAC_Operational** parameter is TRUE if, and only if, service requests can be made and service indications can occur.

The value of the **MAC_Enabled** and **MAC_Operational** parameters are determined by the specific entity providing the MAC Service. IEEE Std 802.1D and IEEE Std 802.1Q specify how that determination is made for provision of the insecure ISS by specific media access control methods, and for provision of the insecure EISS. This standard specifies how these parameters are determined for the secure MAC Service.

NOTE—Correct provision and use of the **MAC_Operational** parameter is essential for high performance implementation of RSTP (IEEE Std 802.1D), Multiple Spanning Tree Protocol (MSTP, IEEE Std 802.1Q), and Link Aggregation Control Protocol (LACP, IEEE Std 802.3). In the absence of this parameter, loss of connectivity is determined by repetitive loss of protocol frames that are normally transmitted at intervals of a few seconds, and it is assumed that frames transmitted immediately after a medium availability transition have a high probability of not being received by protocol peers.

6.5 MAC point-to-point parameters

Each service access point can make available status parameters that reflect the point-to-point status for the service instance provided, and that allow administrative control over the use of that information.

If the **operPointToPointMAC** parameter is TRUE, the service is used as if it provides connectivity to at most one other system; if FALSE, the service is used as if it can provide connectivity to a number of systems.

The **adminPointToPointMAC** parameter can take one of three values. If it is

- a) **ForceTrue**, operPointToPointMAC shall be TRUE, regardless of any indications to the contrary generated by the service providing entity.
- b) **ForceFalse**, operPointToPointMAC shall be FALSE.
- c) **Auto**, operPointToPointMAC is as currently determined by the service providing entity.

IEEE Std 802.1D and IEEE Std 802.1Q specify how the point-to-point status determination is made for provision of the insecure ISS by specific media access control methods, and for provision of the insecure EISS. This standard specifies how it is determined for the secure MAC Service.

NOTE—RSTP (IEEE Std 802.1D) and MSTP (IEEE Std 802.1Q) require the use of operPointToPointMAC to facilitate rapid reconfiguration in some network failure scenarios. LACP (IEEE Std 802.3) does not aggregate links that are not point-to-point and may use operPointToPointMAC to make this determination.

6.6 Security threats

The expected features of the MAC Service described in 6.1 through 6.5—the relationships between service requests and indications, preservation of the parameters of these primitives, the connectivity provided, and the relationship of the MAC status parameters to the connectivity—can be accidentally and unintentionally distorted through misconfiguration or deliberately abused. Misconfiguration or abuse can result in

- a) Inability to issue service requests
- b) Indiscriminate loss of service indications
- c) Specifically targeted loss of service indications
- d) Repeated service indications at the intended destinations
- e) Service indications with modified address or data parameters
- f) Additional service indications with unmodified or selectively modified parameters
- g) Service indications at unintended recipients
- h) Delayed service indications that can disrupt network operation
- i) Disclosure of the MSDU to unauthorized parties

Deliberate abuse can serve as a basis for an attack upon the resources accessible from a LAN through attacks on the protocols that use the service and provide access to or control over those resources. The effort required by an attacker to abuse the service in any particular way depends in general on the media access control method used by the LAN, and the particular devices and components that support it.

The MAC Service does not guarantee the origin or authenticity of service requests and the accompanying parameters. Since the sole use of the source address allocated to a station by that station and the restriction of service indications to intended recipients can depend on cooperative behavior from other stations, it is usually easy for an attacker that can attach a station to a LAN to receive any service indication and to issue additional service requests with parameters based on those indications. Other service abuses can require physical access to inconveniently located components.

It is beyond the scope of this standard to enumerate all the ways in which abuses of the service can be exploited, they include techniques commonly referred to as passive wiretapping, masquerading, and man-in-the-middle attacks. The latter is facilitated by source address spoofing, usually after another station with that source address has been observed to have been granted access to some resource. Attacks can include

- j) Denial of service, to all or to selected stations
- k) Theft of service
- l) Access to confidential information

- m) Modification of confidential information
- n) Access to or control over restricted resources

MACsec does not protect against brute force denial of service attacks that can be mounted by abusing the operation of particular media access control methods through degrading the communication channel or transmitting erroneous media access method specific control frames.

6.7 MACsec connectivity

The connectivity provided (6.2) between the MAC Internal Sublayer Service (ISS) access points of stations connected to a single LAN composes an insecure association between communicating stations. Key agreement protocols as defined in IEEE P802.1af establish and maintain a secure Connectivity Association (CA), which is a fully (i.e., symmetric and transitive) connected subset of the ISS service access points. Each instance of MACsec operates within a single CA.

NOTE 1—ISO/IEC 15802, the MAC Service definition, introduces the term *Connectivity Association* to discuss the relationship between service access points without referring to the details of particular media access control methods or to terms such as *physical connection* or *logical connection* that have other associated attributes and meanings.

MACsec itself does not provide comprehensive monitoring of the connectivity provided by a CA, although it can detect and will signal certain failures to the local MAC Security Key Agreement Entity (KaY). Together, operation of key agreement protocols and MACsec ensures that the status parameters provided by an instance of the secure MAC Service correctly reflect both the current connectivity and changes in the connectivity of the CA. Specifically

- a) MAC_Operational is only True if the CA is complete (i.e., is symmetric and transitive), and the local MACsec Entity (SecY) can both receive and transmit.

NOTE 2—The Single Copy Broadcast (SCB) functionality of EPON can be considered an exception with respect to symmetric connectivity, as discussed in Clause 12.

- b) If MAC_Operational is True in stations wanting to join a new CA and in stations already in the target CA, and if stations are added to the CA, MAC_Operational transitions to False in either all the stations originally participating in the CA or in all those added, for sufficient duration such that clients of the service are aware of the transition.

Determining which group transitions MAC_Operational to False is outside the scope of this specification and is determined by the KaY and signaled through the LMI.

- c) If MAC_Operational is False in stations wanting to join a CA, and if these stations are added to a CA, there is no change in the MAC_Operational status of the stations already in the target CA, and MAC_Operational will transition to True in the joining stations after some period of time. This is the typical case for a single station joining a CA, in which its MAC_Operational is False until the join is accomplished when its state transitions to MAC_Operational True.
- d) If adminPointToPointMAC is set to Auto and MAC_Operational is True, then operPointToPointMAC is True only if at most one other station is participating in the CA. If adminPointToPointMAC is set to forceFalse, then operPointToPointMAC must be False, regardless of the number of stations in the CA.

NOTE 3—Communication between KaYs in stations that compose a CA does not depend on the operation of MACsec.

6.8 MACsec guarantees

At each service access point that is a member of a CA, MACsec ensures that any service indication

- a) Is the result of a service request at a service access point that is also a member of the same CA
- b) Has the parameter values that are identical to those supplied with the service request

and can also ensure that

- c) No more than one indication results from one service request
- d) A service indication does not occur after a known bounded time has elapsed since the service request was made
- e) The values of the octets that comprise the MAC Service Data Unit (MSDU) parameter cannot be ascertained except by members of the CA

MACsec does not

- f) Conceal the following from stations that are not members of the CA
 - 1) Service requests
 - 2) Values of service request address parameters
 - 3) The number of octets that comprises the MSDU
- g) Validate the parameters provided with a service request

MACsec provides guarantees to within known bounds that are derived from the cryptographic methods and other mechanisms used.

The known bounded time in item d) is typically longer than required to enforce the maximum transit delay requirements of the MAC Service.

NOTE—The addition of explicit time indications to the SecTAG to provide tight bounds for transit delay was considered in the development of this standard, but the value delivered is small for the added complexity and the burden imposed on key agreement protocols. Higher-layer protocols that have tight timing requirements typically add their own timing markers. As these markers are carried within the MSDU, their integrity is protected by MACsec.

6.9 Security services

The guarantees provided by MACsec support the following security services for stations participating in MACsec:

- a) *Connectionless data integrity* [6.8a), 6.8b)]
- b) *Data origin authenticity* [6.8a)]. If the connectivity model is point-to-point, the originator is authenticated, but if the connectivity model is multipoint, then the authenticated originator is a member of the CA, rather than a particular individual station.
- c) *Confidentiality* [6.8d)]
- d) *Replay protection* [6.8c), 6.8d)]
- e) *Bounded receive delay*

and can be used to limit the nature and extent of

- f) *Denial of service attacks*

MACsec does not support

- g) *Non-repudiation* (ISO/IEC 7498-2)

or protect against

- h) *Traffic analysis* (ISO/IEC 7498-2)

A MAC Bridge that forwards a frame with an erroneous source MAC address can unintentionally facilitate a denial of service or other attack on other LANs within a Bridged Local Area Network. The MAC Bridge should use MACsec in conjunction with an appropriate policy to verify the binding of the source MAC address to access to resources.

6.10 Quality of service maintenance

The quality of the MAC Service can be lowered by direct attacks on the operation of particular media access control methods and indirect attacks on their resource allocation procedures facilitated by masquerading and unauthorized data modification. MACsec does not provide guarantees for frames, known as MAC control frames, that are internal to the operation of a particular media access method and cannot defend against abuses that use or affect such frames. MAC control frames are not forwarded by MAC Bridges, so attacks that exploit them can be localized to particular LANs.

NOTE—Where, within the operation of a particular media access control method, it is possible to establish secure Connectivity Associations (CAs) prior to performing certain control functions, those functions should be supported by frames transmitted using an instance of the ISS. The parameters of those frames can then be protected by MACsec, and the scope for abuse restricted. It is not a requirement of the Open Systems Interconnection (OSI) layer model (ISO 7498) that management and control of a particular layer be carried out purely within that layer by protocols whose identifiers and formats are specific to that layer. For example SNMP can be used to manage MAC Bridges.

Operation of a security protocol has the potential to lower some aspects of QoS. The operation and design of MACsec is discussed below as it relates to

- a) Service availability
- b) Frame loss
- c) Frame misordering
- d) Frame duplication
- e) Frame transit delay
- f) Frame lifetime
- g) Undetected frame error rate
- h) Maximum service data unit size supported
- i) Frame priority
- j) Throughput

Use of MACsec can lower service availability if delays occur in the creation of Connectivity Associations or in the distribution and maintenance of cryptographic keying material. Failures or attacks upon the system that supports authentication and authorization can result in denial of service.

The operation of MACsec introduces no additional frame loss on individual LAN segments other than that expected for a specific media access control method as a consequence of a small increase in frame size. The operation of MACsec between two customer systems across a provider bridged network can introduce additional frame loss caused by possible frame reordering from expedited forward or link aggregations within the provider bridged network. The reception of misordered frames can cause MACsec implementations to discard additional frames depending upon the configuration of replay protection parameters. Conforming implementations of MACsec are capable of applying a new keying material starting with any frame in a sequence that is received with the minimum intervening spacing specified by the specific media access control method in use. Each frame protected by MACsec remains independent of its predecessors and successors, so loss of a single frame does not imply loss of additional frames.

MACsec does not introduce any additional potential for duplicating or misordering frames. No retransmission mechanisms are added to relax requirements for distribution and use of MACsec related information. Any parallel processing of frames adopted by MACsec implementations is required to preserve the sequence of requests and indications between the secure service access point supported and the insecure service access point used.

Since the MAC Service is provided at an abstract interface within an end station, it is not possible to specify the total frame transit delay precisely. It is, however, possible to measure the additional transit delay introduced by an additional component or intermediate system.

The minimum additional transit delay introduced by MACsec is due to the increase in the MSDU size required to convey security information and essential buffering requirements required to meet the processing requirements of particular Cipher Suites. Specific limits are placed on the additional delays allowed to MACsec implementations (Table 10-1). The permitted delay is short compared with the upper bound mandated by the MAC Service, so it does not threaten the correct operation of higher-layer protocols.

Frame lifetime can be increased by MACsec if additional delay is introduced by providing security. The typical bound on frame lifetime is approximately two seconds.

MACsec does not increase the undetected frame error rate for frames received and transmitted on a single LAN. The frame check sequence (FCS) method used by each specific media access control method protects the entire frame including information added by MACsec. The integrity check added by MACsec can increase the probability of detecting unintentional frame modifications, particularly where those do not correspond to the expected noise characteristics for which the FCS was originally designed, but equally is not a substitute for the FCS since it is designed to ensure that an attacker has an exceedingly low chance of predicting how to make an undetected modification to the frame's parameters rather than to efficiently detect burst noise characteristics.

Use of MACsec on each of a MAC Bridge's Ports will force a change in the data covered by an FCS, even if the frame is being relayed between LANs that use the same media access control method. Application of the techniques described in Annex F of IEEE Std 802.1D allow an implementation to achieve an arbitrarily small increase in undetected frame error rate, even in cases where the data that is within the coverage of the FCS is changed.

The MSDU size that can be supported by an IEEE 802 LAN varies with the media access control method and its associated parameters (speed, electrical characteristics, etc.), and can be constrained by the owner of the LAN. MACsec adds security information to a transmitted MSDU, and thus the secure MAC service offers a smaller MSDU size than the insecure MAC service that it employs.

Where MACsec is used to support an instance of the ISS that in turn supports the EISS, encoding of the priority parameter of the EISS within the ISS MSDU ensures that priority can be communicated unchanged between service access points that are attached to a single LAN. Since MACsec is terminated on each of the Ports of MAC Bridges attached to such LANs, a Bridge can access or change the priority even if the two instances of MACsec encrypt the MSDU in order to provide confidentiality.

Cryptography can be computationally intensive, and the operation of MACsec has the potential to lower throughput. The Cipher Suite(s) mandated and recommended by this standard have been chosen, in part, for their ability to support economic implementation across the range of LAN MAC data rates.

7. Principles of secure network operation

This clause establishes the principles and a model of secure network operation. It describes the security relationships used to support the secure MAC Service (Clause 6), and how that service is used to provide overall network security. It provides the context necessary to understand the operation of the MAC Security Protocol (MACsec) (see Clause 8) and individual MAC Security Entities (SecYs) (see Clause 10).

Secure network operation comprises use of the secure MAC Service on each of the individual LANs that compose the network together with the application of appropriate security policies by the MAC Service clients in end stations and in intermediate systems that forward frames. This clause defines

- a) The security relationships that support secure MAC Service

and describes how the secure MAC Service is

- b) Supported on each of the individual LANs that compose the network (7.1)
- c) Used by the protocol entities that are its Clients (7.3)

and delineates the responsibilities of the

- d) **MACsec Key Agreement Entities (IEEE P802.1af)**
- e) MAC Security Entities
- f) Clients of the secure MAC Service

Security relationships and the terms that identify them have been defined, in various ways, by a number of publicly available documents. This standard has deliberately chosen new terms to minimize confusion whenever differences could exist between previously used terms and the requirements. For example, the attributes associated with an Secure Association Identifier (SAI) (see Figure 7-7) are similar to but not exactly the same as those associated with the Security Parameter Index (SPI) defined by IPsec (IETF RFC 2406 [B5]). The normative properties of all terms used in the standard are as defined by this standard.

NOTE 1—The use of the term *secure network* in this clause refers to a network of end stations, LANs, bridges, routers and similar systems, and the servers and services that support these. The description and specification in this clause are limited to use of the secure MAC Service to contribute to overall system security (see Clause 1).

NOTE 2—In order to introduce the concepts used in this standard, this clause can repeat or summarize the specification in other clauses, however it contains no normative provisions that apply either to the subject matter of those other clauses or to the other standards referenced. For conformance to this standard, see Clause 5.

NOTE 3—The term *individual LAN* (3.17) is used in this standard to refer explicitly to an instance of media access method-specific technologies providing the MAC Service directly. The term excludes larger networks or subsets of a network that are created by aggregation or concatenation of individual LANs by Link Aggregation or bridges.

NOTE 4—The examples presented in this clause are intended to serve as a guide to best practice; however, the use of MAC Security is not limited to the examples given. Limits to the use of MAC Security that are required for the successful operation of network configuration and other protocols are made explicit.

7.1 Support of the secure MAC Service by an individual LAN

Each port that is capable of participating in an instance of the secure MAC Service comprises both a MAC Security Key Agreement Entity (KaY) and a MAC SecY. The detailed relationship within a port between the SecY and its associated KaY is described in Clause 10 and Figure 10-2. Each KaY discovers or is made aware of the KaYs present in other stations attached to the same LAN, ensures that those stations are mutually authenticated and authorized, and creates and maintains the secure relationships between the stations that are used by the SecYs to transmit and receive frames. Specifically

- a) A secure Connectivity Association (CA) is created to meet the requirements of the MAC Service (6.2) and MACsec (6.7) for connectivity between the stations attached to an individual LAN.
- b) Each CA is supported by unidirectional Secure Channels (SCs), each SC supporting secure transmission of frames through the use of symmetric key cryptography, from one of the systems to all the others in the CA.
- c) Each SC is supported by an overlapped sequence of Security Associations (SAs).
- d) Each SA uses a fresh Secure Association Key (SAK) to provide the MACsec service guarantees (6.8) and security services (6.9) for a sequence of transmitted frames.

NOTE—An SC can be required to last for many years without interruption, since interrupting the MAC Service can cause client protocols to re-initialize and recalculate aggregations, spanning trees, and routes (for example). An SC lasts through a succession of SAs, each using a new SAK, to defend against a successful attack on a key while it is still in use. In contrast it is desirable to use a new SAK at periodic intervals to defend against a successful attack on a key while it is still in use. In addition, the MACsec protocol (Clause 8 and Clause 9) only allows a limited number of frames to be protected with a single key. Since 2^{32} minimum-sized IEEE 802.3 frames can be sent in approximately 5 min at 10 Gb/s, this can force the use of a new SA.

These security relationships (CAs, SCs, and SAs) and the information associated with each of them are further discussed in 7.1.1, 7.1.2, and 7.1.3. Their mutual relationship, and the insecure connectivity provided by the LAN that supports them, are illustrated in Figure 7-1 through Figure 7-3 for a point-to-point LAN and in Figure 7-4 through Figure 7-6 for stations attached to a shared media LAN.

Figure 7-1 shows two stations, A and B, connected to a point-to-point LAN that provides insecure bi-directional connectivity.




Figure 7-1—Two stations connected by a point-to-point LAN

Figure 7-2 depicts the CA created by MACsec Key Agreement following mutual authentication and authorization of A and B.

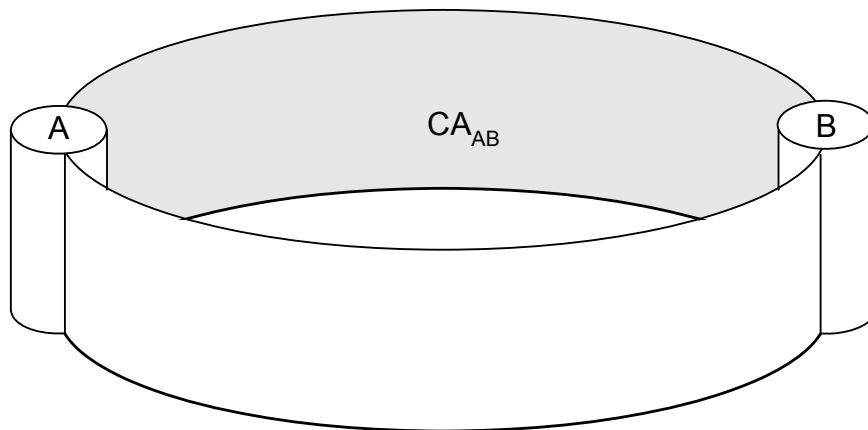


Figure 7-2—Two stations in a CA created by MACsec Key Agreement

Figure 7-3 shows the two SCs that support the CA.

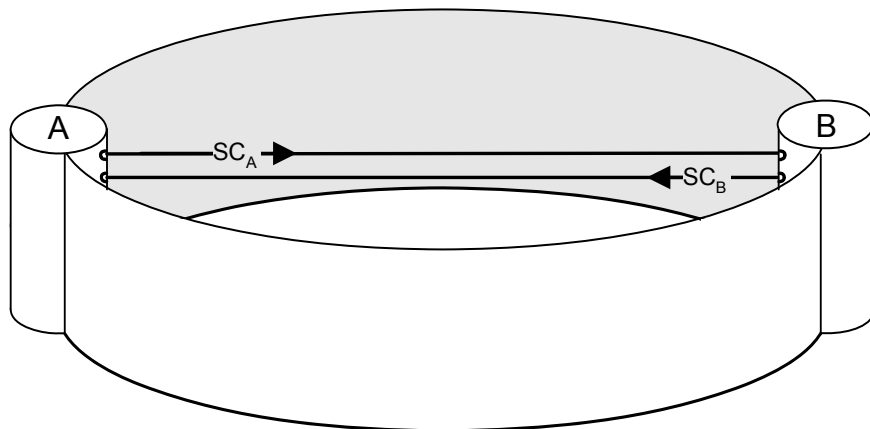


Figure 7-3—Secure communication between two stations

Figure 7-4 shows four stations, A, B, C, and D, attached to a shared media LAN that provides full but insecure connectivity between the stations

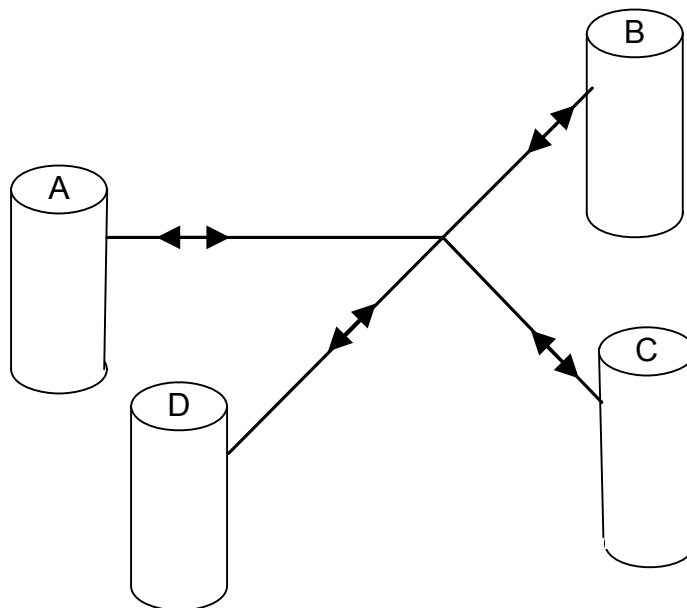


Figure 7-4—Four stations attached to a shared media LAN

Figure 7-5 depicts a CA created by MACsec Key Agreement following mutual authentication and authorization of A, B, and C. The CA excludes D.

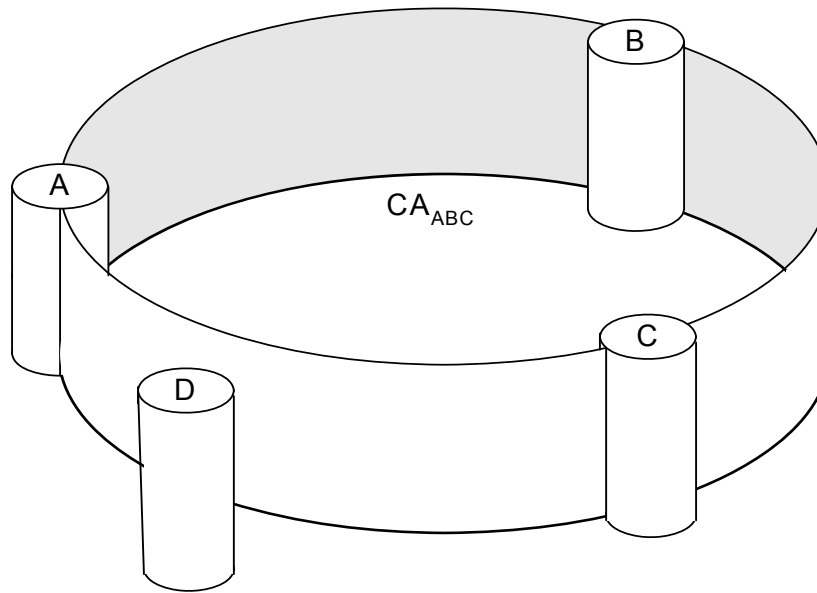


Figure 7-5—A CA including ports A, B, and C

Figure 7-6 shows the three SCs that support the CA, one for transmission by each of A, B, and C.

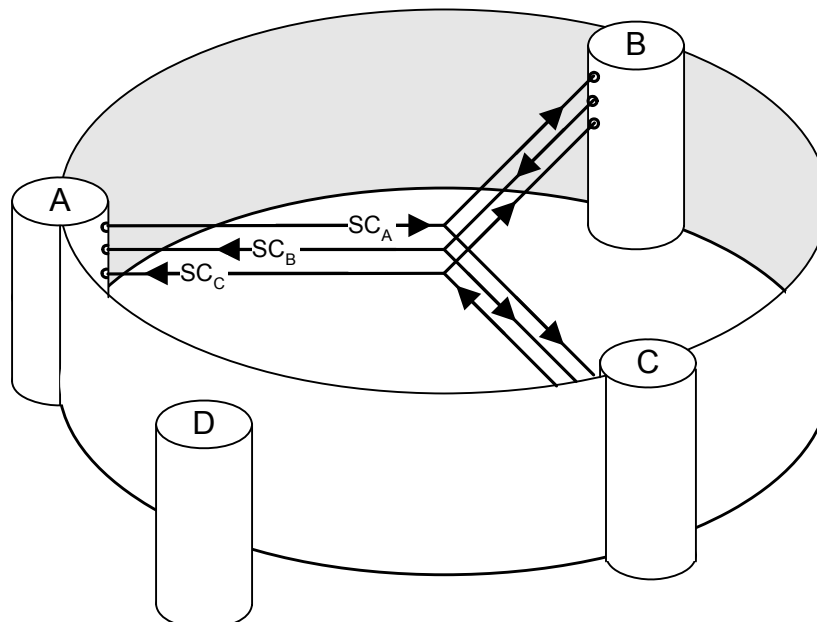


Figure 7-6—Secure communication between three stations

While D can send and receive frames using the insecure connectivity provided by the shared LAN, it does not have SAKs that would allow it to participate in any of the SAs that currently support SC_A , SC_B , or SC_C .

and therefore D cannot compromise the integrity, confidentiality, or origin of any of the frames being exchanged by A, B, and C.

7.1.1 Connectivity Association (CA)

MACsec Key Agreement is responsible for discovering, authenticating, and authorizing the potential participants in a CA. A SecY, as specified in this standard, does not need to be aware of the CA, except as a list of SCs in which it needs to participate. Since all the SCs in a CA use the same Cipher Suite at any one time, the Cipher Suite can be considered a property of the CA. A change in the Cipher Suite necessitates an interruption to the service provided by the CA.

Each SecY participates in only a single CA at any one time. There is a limit, readable by management and by the KaY, on the number of peer SecYs that can participate in a CA (10.7.7, 13.5).

NOTE—If this specification had allowed different SCs to use different Cipher Suites, a SecY implementing more than one Cipher Suite would have to be capable of simultaneous transmitting using one Cipher Suite and receiving using one or more other Cipher Suites.

7.1.2 Secure Channel (SC)

Each SecY transmits frames conveying secure MAC Service requests on a single SC. Each SC provides unidirectional point-to-multipoint communication, and it can be long lived, persisting through SAK changes.

NOTE 1—Using an SC identifier that includes a port number component would appear to be unnecessary in the case of a simple system that comprises a single LAN station, with a uniquely allocated 48-bit MAC address, and a single SecY. However, some systems require support for more SecYs than they have uniquely allocated addresses, either because they make use of technologies that support virtual MACs, or because their interface stacks include the possibility of including multiple SecYs at different sublayers. Provider bridges (IEEE Std 802.1ad-2005) provide examples of the latter.

NOTE 2—An EPON Optical Line Terminator (OLT) can use a distinct SC to support the Single Copy Broadcast (SCB) capability (Clause 12). The formal identifier for this SC comprises a System Identifier for the OLT and a reserved Port Number, both can be represented in the secured frame by a single SCB bit (Clause 9).

MACsec Key Agreement is responsible for informing each SecY of the identifier to be used for the transmitting SecY, and of the existence and identifier of each of the SCs for which the SecY is to receive frames. While the structure of the communication facilitated by each SC is point-to-multipoint (which encompasses point-to-point as a special case) the SecY does not have to be aware that its transmissions can reach multiple receivers, that the frames that it receives could be received by other SecYs, or of any relationship or lack of relationship between the inbound SCs.

NOTE 3—The point-to-multipoint nature of the SC does have technical consequences, in particular the decision to change from one SA to another is made by the transmitter using the SC, not by one or some number of the receivers.

7.1.3 Secure Association (SA)

Each SC comprises a succession of SAs, each with a different SAK. Each SA is identified by the SC identifier concatenated with a two-bit Association Number (AN, Figure 7-7). The Secure Association Identifier (SAI) thus created allows the receiving SecY to identify the SA, and thus the SAK used to decrypt and authenticate the received frame. The AN, and hence the SAI, is only unique for the SAs that can be used or recorded by participating SecYs at any instant.

MACsec Key Agreement is responsible for creating and distributing SAKs to each of the SecYs in a CA. This key creation and distribution is independent of the cryptographic operation of each of the SecYs. The same SAK can be used for SAs that compose different SCs, provided that every IV used with the SAK is

unique. When the Default Cipher Suite (14.5) is used, the SCI is included in the IV to ensure uniqueness across SCs.

The decision to replace one SA with its successor is made by the SecY that transmits using the SC, after MACsec Key Agreement has informed it that all the other SecYs are prepared to receive using that SA. No notification, other than receipt of a secured frame with a different SAI is sent to the receiver. At any one instant a SecY has to be capable of storing SAKs for two SAs for each inbound SC, and of swapping from one SA to another without notice. Certain LAN technologies can reorder frames of different priority, so reception of frames on a single SC can use interleaved SAs. The time bound within which a receiver can accept interleaved SAs is 0.5 s.

The transmitting SecY does not interleave frames.

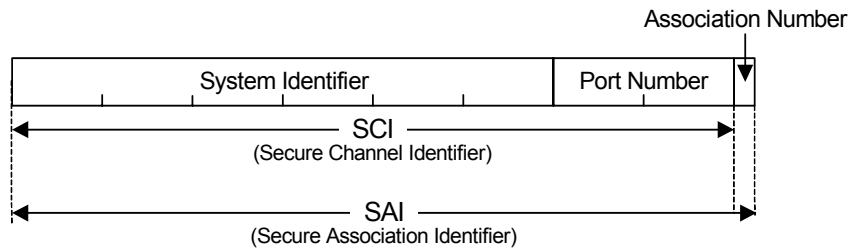


Figure 7-7—Secure Channel and Secure Association Identifiers

If a SecY does not have a usable SA for its outbound SC, i.e., an SA that can be used at no notice for frame transmission with a PN value that is not exhausted, or any of the current SAs for inbound SCs are not usable, then the MAC_Operational status parameter (6.4) will transition to FALSE.

7.2 Multiple instances of the secure MAC Service on a single LAN

Each service access point for an instance of the secure MAC Service is supported by a service access point for an instance of an insecure MAC Internal Sublayer Service. Multiple instances of the secure MAC Service can be provided by a single LAN, provided that each instance is uniquely identified by unencrypted fields contained in each received frame. These fields identify separate instances of the insecure MAC Internal Sublayer Service, each capable of supporting a distinct service access point for MAC Security.

Identification of each insecure service instance, and multiplexing and demultiplexing to and from the transmission capabilities provided by the LAN, can be performed wholly below the ISS by a media-specific or media-dependent function. Some media are defined to support such a multiplexing function, e.g., the LLID used by IEEE 802.3 EPON (see Clause 12). Where such media-specific multiplexing functions are not available, the source address or SCI may be used (11.8). Provider Bridges are also capable of supporting multiple instances of the ISS over a network of individual LANs (see 11.6).

MAC Security should not be used to support multiple instances of the secure MAC Service on a single physical LAN without the use of unencrypted frame fields to identify separate instances of insecure service, each supporting a single instance of secure service. While the use of security to provide multiplexing is impossible to prevent (since different cryptographic keys can be used to separate connectivity), relying solely on security to define the connectivity makes deployment and fault management difficult—the topology of an entire network could change as security was enabled or disabled on a single LAN. Key agreement protocols that use the insecure MAC service can require a matching instance of that service for each secure service instance.

NOTE 1—The service access point for the secure MAC Service is referred to as Controlled Port of the MAC SecY (Clause 10) and the service access point for the insecure MAC Service as the SecY's Common Port. Access to the insecure service for protocol entities above MAC Security is provided at the Uncontrolled Port.

NOTE 2—Although the field or fields used to provide service instance multiplexing are not parameters of the ISS, and thus are not protected, the integrity of the secure MAC Service is not compromised. If the unprotected fields are modified, the frame can be delivered to the wrong SecY, but will subsequently fail integrity checks. Different SecYs use different security associations, keys, and cryptographic nonces. Additional management parameters are (cryptographically) bound to individual SecYs, not to the values of frame fields.

The secure MAC Service requirements for symmetric and transitive connectivity ensure that two or more service instances on the same LAN will appear as separate LANs to the clients of the SecYs. There is therefore no conflict between the use of bridges and the provision of multiple secure service instances.

When clients that are connected to a first service instance change and connect to a second service instance, the secure connectivity alters. MAC_Operational temporarily transitions to False for a minimum amount of time to allow the CA to re-establish its membership (as determined by the KaY). In particular, each time membership of a CA changes, MAC_Operational transitions False for at least one of each pair of SecYs whose connectivity has changed. For example, if members of CA_x leave CA_x and join CA_y and if CA_y has MAC_Operational True, then MAC_Operational transitions to False for either the members of CA_x who are joining CA_y or for the original members of CA_y. MAC_Operational transitions to True once all the new members have joined CA_y.

NOTE 3—Two SecYs that connect to the same LAN and participate in the same CA appear connected to the same LAN (as one would expect) and appear connected to different LANs as they participate in distinct CAs. The effect is similar to partitioning a LAN by switching a repeater on or off.

Distinct instances of the secure point-to-point MAC Service can be provided by a bridge to different end stations connected to the same shared media by using the source address of the frames transmitted by each end station to identify one of a number of SecYs in the receiving bridge (11.8). Where the source address is not sufficient to select the receiving SecY, the SCI can be used to provide service instance multiplexing for both secured and unsecured frames (11.8, 9.5, 10.6).

NOTE 4—IEEE Std 802.11 specifies its own mechanisms for identifying separate secure associations.

7.3 Use of the secure MAC Service

The secure MAC Service guarantees (6.8) the integrity of the parameters of each service indication, and that each indication is a result of a request made by a SecY that is a member of the same CA as the receiver, though not by any particular member. Management controls associated with each MACsec Key Agreement Entity (KaY) can require certain authentication and key management methods to ensure these guarantees. However, the degree of trust placed in the security of the communication does not imply the degree of trust associated with the communicating peers. Accordingly, the MACsec Key Agreement framework facilitates authorization of each potential member and allows management of the acceptable authorization for inclusion in the CA.

The secure MAC service does not itself provide any means to label or distinguish different levels of authorization, and does not associate different levels of authorization with individual invocations of the service. A station either participates in a service instance or it does not.

To ensure correct operation of client protocols, secure service indications are not filtered or modified by a SecY except as specified in Clause 8 and Clause 9. Each protocol entity that is a client of the secure MAC Service should implement suitable policies (7.3.1) to support overall network security.

NOTE 1—For example, correct operation of Spanning Tree Protocol depends on the delivery of BPDUs to the Spanning Tree Protocol Entity of a given bridge from all the other bridges attached to the LAN that transmit frames that can be relayed by the given bridge. If a SecY were to require a higher level of authorization to pass received BPDUs through the Controlled Port, data loops in the network could result. However, the STP Entity can adopt a policy of discarding frames rather than permit another system that is not authorized as a bridge to be the Designated Bridge for the CA.

The client policies in use at any time should reflect the intersection of the capabilities permitted to the members of the CA. Policies can be

- a) Selected by the client on the basis of the level of authorization, as provided by the KaY through a layer management interface (LMI) (see 10.7) or
- b) Selected by a central server that forms part of the management framework for the network, and
 - 1) Securely downloaded or
 - 2) Communicated to the client using a secure connection

MACsec Key Agreement supports mechanisms that securely bind downloads and secure connections to their intended client, thus protecting against a rights amplification attack.

NOTE 2—If one of the members of the CA is a bridge (strictly speaking the Bridge Port is the CA member), the other members should adopt policies that reflect their confidence in the policies applied by the bridge to forward frames. In this case the trust is partly transitive—the question to be answered by each member of the CA is the degree of trust to place in the bridge's trust of systems that originate frames that the bridge will forward.

7.3.1 Client policies

Client policies, which are not specified in this standard, can include but are not limited to

- a) Limiting the set of protocol procedures that can be invoked by the peer
- b) Segregating communications between different sets of peer users of the MAC Service
- c) Filtering, i.e., discarding, received frames

Clients of the secure MAC Service can also record any exceptional policy actions taken, so as to initiate further administrative action, outside the scope of this standard, with the entities responsible for the operation of the authenticated peer systems.

NOTE 1—To facilitate policy selection by clients of the secure MAC Service, IEEE P802.1af specifies authorized permissions, including those required by MAC Bridges (IEEE Std 802.1D) and VLAN-aware Bridges (IEEE Std 802.1Q) to support the secure MAC Service in Bridged and Virtually Bridged Local Area Networks.

NOTE 2—A VLAN-aware Bridge that assigns frames that have been received from a specific Bridge Port (the bridge's point of attachment to a service instance) to a VLAN on the basis of the authorization associated with the Port provides an example of policy of segregating communications, as described in item b) above.

7.3.2 Use of the secure MAC Service by bridges

Each Bridge Port uses the service provided by an individual LAN (see Clause 11), which is not dependent for its connectivity on the operation of other bridges. This ensures that the configuration protocols used by bridges, including the spanning tree protocol, operate over a physical topology (comprising a bipartite graph of bridges and individual LANs connected by Bridge Ports) that is not itself dependent on the active topology, or subsets of the active topology, calculated by those same configuration protocols.

NOTE 1—The apparent exception to this configuration restriction, which does not permit the creation of security associations to create “secure tunnels” through selected bridges in a Bridged Local Area Network, is the use of a Provider Bridged Network as specified in IEEE Std 802.1ad-2005. However, a Provider Bridged Network appears to Customer Bridges as a single LAN providing full connectivity independent of the operation of Customer Bridge protocols.

MACsec Key Agreement can use discovery protocols to identify SecYs that can participate in a CA. These protocols use a Reserved Group MAC Address that is normally filtered by bridges to restrict each instance of the secure MAC Service to an individual LAN

NOTE 2—Use of this address ensures that the physical topology as perceived by spanning tree protocols aligns with that provided by MAC Security. In Provider Bridged Networks, the Provider Bridge Group Address is used. An exception to the alignment rule occurs with certain types of interface that are supported by Provider Bridge Networks, where a provider operated C-VLAN (see IEEE Std 802.1ad) aware component provides the customer interface.

The policies applied by the Bridge Forwarding Process that is a client of each MAC service instance can include but are not limited to

- a) Use of static Filtering Database Entries
- b) Use of the RSTP and MSTP restrictedRole parameters
- c) The PVID for the port
- d) Configuration of the VLAN Translation Table (IEEE Std 802.1ad-2005 only)
- e) Inclusion in the Member Set for any given VLAN and the setting of Enable Ingress Filtering
- f) Identification of the Port as a Provider Edge Port
- g) Port priority
- h) Priority remapping tables

NOTE 3—A Bridge Port is one of the bridge's points of attachment to an instance of the MAC Internal Sublayer Service (ISS), and is used by the MAC Relay Entity and associated Higher-Layer Entities as specified in IEEE Std 802.1D, IEEE Std 802.1Q, and IEEE Std 802.1ad.

NOTE 4—The RSTP and MSTP restrictedRole parameters in IEEE Std 802.1Q ensure that the spanning tree active topology for other Bridge Ports is unaffected by BPDUs received on the Port, while continuing to protect against data loops and allowing the peer system to use the BPDUs it receives to select between redundant service instances. The restrictedRole parameter should be set if the authorization (see also 7.3) of the peer system(s) is not sufficient to allow full participation in determining the active topology of the network.

In response to a limited authorization on the Bridge Port, a bridge can be configured to discard frames other than from a specified number of MAC addresses and to use additional services provided by the network administrator to ensure that these permitted addresses are not used by other end stations in the network.

8. MAC Security Protocol (MACsec)

MACsec provides the secure MAC Service (Clause 6) on a frame-by-frame basis, using cryptographic methods within the context of security relationships maintained by MACsec Key Agreement.

This clause

- a) Sets out requirements for the design (8.1) and support (8.2) of MACsec
- b) Provides an overview of its operation (8.3)

NOTE 1—The operation of MACsec Key Agreement Entity (KaY) and the protocols it uses are outside the scope of this standard. However, the security relationships (Clause 7) it establishes are essential to the operation of MACsec and form part of the support requirements.

Conformance to this standard is in terms of the observable protocol arising from the operation of a MAC Security Entity (SecY, Clause 10), including management of MACsec and the service provided to client protocols that use the secure MAC service.

Each of the possible sets of cryptographic algorithms used by MACsec to provide connectionless frame integrity and data confidentiality compose a Cipher Suite. This clause describes the result of Cipher Suite use by the SecY, illustrated in Figure 8-1. The normative specification of each Cipher Suite is provided in Clause 14. The Cipher Suite is selected as part of the establishment of the CA (7.1.1).

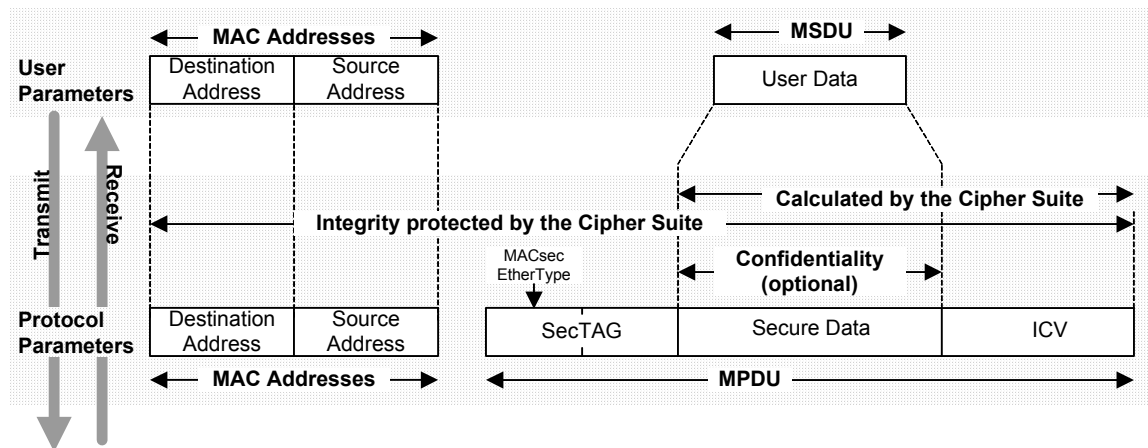


Figure 8-1—MACsec

NOTE 2—The Destination Address and Source Address parameters are shown as separate from the MPDU in Figure 8-1, as they are separate parameters of each service request. The encoding of these parameters into a transmitted frame on a medium is accomplished by the supporting service, which can interpose additional octets between those of the addresses and the MSDU. In the strict sense of externally visible transmission, this standard deals with parameters of service primitives, not with frames. However, it is often convenient to talk of these parameters as a frame.

8.1 Protocol design requirements

MACsec operates in networks comprising end stations and individual point-to-point or shared media LANs, arbitrarily interconnected by intermediate systems, such as MAC Bridges, VLAN-aware Bridges, and routers. MACsec supports, preserves, and maintains the quality of the secure MAC Service in all its aspects as specified by Clause 6, meeting requirements for

- a) Connectivity (6.7)
- b) Security (6.8, 6.9, 8.1.1)
- c) Manageability (8.1.2)
- d) Interoperability (8.1.3)
- e) Deployment (8.1.4)
- f) Coexistence (8.1.5)
- g) Scalability (8.1.6)
- h) Intrusion detection (8.1.7)
- i) Localization and isolation of attacks (8.1.8)
- j) Implementation (8.1.9)

These requirements are met by the operation of MACsec (8.3) together with requirements placed on

- k) The architecture that specifies how MAC Security Entities (SecYs) are placed within LAN stations and communicate with selected peers (Clause 11)
- l) The choice of cryptographic methods that compose each MACsec Cipher Suite (Clause 14)
- m) Support of the protocol by each SecY, and on the system that contains it (8.2)
- n) The operation of the protocols that support MACsec Key Agreement, including aspects of authentication, authorization, and distribution of keys

8.1.1 Security requirements

In addition to providing the security guarantees (6.8) and services (6.9) required for support of the secure MAC service, the design of MACsec

- a) Enables a succession of SAs, each with its own Secure Association Key (SAK) to be used to support the connectivity provided by each SC. The succession of SAKs (7.1), together with the use of Key Agreement protocols that provide Perfect Forward Secrecy, protects against the compromise of any single SAK, without disrupting service.
- b) Ensures that a fresh SA, supporting an existing CA, can be used within a known bounded time (1 s, see 8.1.9) at intervals that are also bounded (keys can be changed as frequently as once every 10 s) after Key Agreement provides the associated SAK.
- c) Allows operation of the Key Agreement protocol to be independent of MACsec. In particular allows fresh SAKs to be supplied at any time, without unnecessarily disrupting communication.

NOTE—Key lifetimes are a property of the authentication and authorization provided by key agreement, and can therefore be restricted independently by any system in the CA.

The security provided by each SAK rests on the security provided by the Cipher Suite (see Clause 14 for requirements), which in turn depends on the guarantees provided by the cryptographic mode of operation and its underlying block cipher, and on the protocols and procedures used to ensure that keys remain secret.

8.1.2 Manageability requirements

The design of MACsec ensures that the protocols that configure, and that run over media, individual LANs, and Bridged or Virtual Bridged Local Area Networks as a whole, can continue to operate with no diminution

in the capabilities available to and customarily used by network administrators. Existing firewall and forwarding filters can still be applied to specific protocols.

When the Default Cipher Suite is used for integrity protection without confidentiality protection, protocol analyzers and other tools that support MACsec parsing can understand the User Data transmitted, but cannot modify that data without the receiving SecY being aware of the intrusion. This capability is also available whenever the Secure Data remains the same as the User Data and the Integrity Check Value (ICV) length is the same as that of the Default Cipher Suite.

Where MACsec supports a shared media CA, or a point-to-point CA that uses shared transmission facilities, MACsec can convey the SCI (7.1.2, 8.2.1, 9.9), thus identifying the secure system that transmitted the MPDU both to the intended recipient and to network management systems.

8.1.3 Interoperability requirements

Interoperability between independent implementations of MACsec is facilitated by mandatory implementation of a Default Cipher Suite.

The use of Cipher Suites as a specification tool reduces the number of permutations of cryptographic algorithms and their parameters. Clause 14 mandates elements of Cipher Suite specification.

Where the underlying MAC Service used by MACsec is supported by a Provider Bridged Network (IEEE Std 802.1ad), communicating SecYs can be attached to different media operating (locally) at different transmission rates. Interoperability between, for example, 10 Gb/s and 1 Gb/s, and between 1 Gb/s and 100 Mb/s requires interoperability across the speed range. The design of MACsec facilitates interoperability from 1 Mb/s to 100 Gb/s without modification or negotiation of protocol formats and parameters. Operation at higher transmission rates depends on the capabilities of the Cipher Suite. The mandatory default Cipher Suite has been selected (Clause 14) in part because of its ability to perform across this range.

NOTE—Clearly additional ways of interconnecting different media access control methods could be standardized in the future. The above requirement mandates that interoperability be preserved between SecYs attached to a wide range of media operating over a wide speed range.

Communication between SecYs using different media access methods requires that MACsec not make use of any media-specific additions to the MAC Service, or rely on any deficiencies in support of the service being common to all communicating participants. MACsec includes an explicit indication of the length of the Secure Data to avoid imposing the minimum frame size and padding requirements of IEEE Std 802.3 on all other media access methods that make use of MACsec.

8.1.4 Deployment requirements

The design of MACsec allows security to be introduced into a network one LAN at a time. Additionally the controls provided by a SecY (Clause 10) allow the deployment of MACsec capable systems one by one on a LAN, prior to enabling security. Integrity checking of MPDUs using the Default Cipher Suite can be disabled to facilitate testing of Key Agreement protocols prior to enabling security. Management counters allow a network system administrator to confirm that the connectivity provided by a SecY is complete and that enabling security will not disrupt existing required connectivity.

8.1.5 Coexistence requirements

The design of MACsec allows coexistence with other protocols on the same insecure LAN. This

- a) Supports incremental deployment (8.1.4)

- b) Allows fresh keys to be derived, using Key Agreement protocols that can be independently specified and use different frame formats, while MACsec is operating
- c) Supports use of shared media providing independent services

8.1.6 Scalability requirements

The resources required to support MACsec in any single LAN station (an end station or a Bridge Port) are a function of the number of the SecY peers on the same LAN, but are independent of other systems attached to the same network but not the same LAN.

8.1.7 Unauthorized access attempts

Detecting attempts at unauthorized access is facilitated by integrity and replay protection, and the management counters (10.7) that record the receipt of invalid (presumably modified) and repeated and misordered (likely to be replayed) frames. Management for client policies (7.3) that use the guaranteed connectivity provided by MACsec should also record attempted violations.

8.1.8 Localization and isolation of attacks

MACsec discards frames sent by systems that are not authenticated and authorized members of the CA, thus localizing the traffic sent by those stations to a single LAN. The authorization accorded by the policies enforced by clients of MACsec (7.3.1) can restrict unauthorized attempts to affect protocols that control the network infrastructure. Where communication that does result in unauthorized behavior elsewhere in the network has been permitted, the use of MACsec by the intervening systems allows tracing of the source of that communication.

8.1.9 Implementation

The design of MACsec allows the SecY to function asynchronously with respect to other processes in the system. Key Agreement protocols and changes of SAKs are not tightly synchronized to the service requests and indications processed by the SecY. Delays in communication and variations in scheduling between the SecY and KaY can be as much as one second, allowing autonomous processing of frames in real time by the SecY while the KaY can operate as a normally scheduled software process. Time is also allowed for the KaY to compute keys and for the SecY to compute key schedules, and perform other preprocessing.

8.2 Protocol support requirements

The support of MACsec places requirements on

- a) The secure system of which the SecY forms a part for
 - 1) SC identification (8.2.1)
 - 2) Support of transmit and receive SAKs (8.2.2)
- b) The functionality provided by Key Agreement protocols, and the operation of the KaY for
 - 1) Independence of KaY operation from MACsec operation and state (8.2.3)
 - 2) Discovering connectivity (8.2.4)
 - 3) Authentication (8.2.5)
 - 4) Authorization (8.2.6)
 - 5) Key exchange and maintenance (8.2.7)

8.2.1 SC identification requirements

The system shall have a globally unique 48-bit MAC Address, the Secure System Address, that can be used to compose the SCI (7.1.2, 9.9), and be capable of allocating a unique 16-bit Port Identifier within the scope of that address.

NOTE—The Secure System Address can be used for other purposes.

8.2.2 SA Key requirements

On transmit the Cipher Suite implementation shall be able to

- a) Prepare a new SAK for use within one second (8.1.9) of being given it by the KaY
- b) Change from the use of one installed SAK to the next within the time normally taken to transmit one minimum sized frame, and shall not discard any frames as a result of the change

NOTE—Elsewhere in this standard the requirement for switching between SAKs is modelled as a requirement to support two SAKs for transmission, allowing management counters to reflect the continued use of a key after its successor has been provided by the KaY. The behavior of an implementation capable of accepting the new key and using it within one frame time is fully conforming, and will not cause any apparent management anomalies.

On receive the Cipher Suite implementation shall be able to

- c) Receive any frame and its immediate successor using any one of two SAKs, allowing the selection of different keys to switch without missing a frame.
- d) Prepare a new SAK for use within one second (8.1.9) of being given it by the KaY

The system does not need to be able to seamlessly switch between Cipher Suites.

8.2.3 KaY independence of MACsec

The KaY is aware of the required connectivity, identifying the SCs that compose the CA, independently of the design and state of MACsec.

The KaY operates resiliently in face of specifically identified denial of service attacks (as identified by the key agreement protocol specification).

These requirements are met in part by distinguishing key agreement frames from MACsec frames by using a different EtherType.

8.2.4 Discovering connectivity

The KaY discovers connections between peer stations and recognizes potential connections.

NOTE 1— The MAC status parameters (6.4) indicate when connectivity changes. The status parameters provided by the KaY can also temporarily transition False to indicate a change in the authentication or authorization of its peers, preventing attacks that secretly degrade the trust.

The KaY accepts indications of which Cipher Suites are supported by the SecY via the LMI.

NOTE 2—The negotiation of which Cipher Suite is to be used on a connection is based on what Cipher Suites are available locally and at the peer SecY.

The KaY accepts indications of which connectivity capabilities are supported by the SecY via the LMI. The KaY delivers the connectivity selection to the SecY via the LMI.

8.2.5 Authentication requirements

The KaY supports mutual authentication of peer stations, and the SecY assumes that such authentication has taken place.

8.2.6 Authorization requirements

The KaY provides authorization of services to be delivered to a peer station. The minimum authorization provided should be Host and Infrastructure. Communication of authorization to users of the MAC service occurs via the LMI.

The KaY provides information to local services to allow cryptographic binding of configuration tunnels (for example, VLAN) to the authenticated connection.

The KaY provides information to local services about the currently selected Cipher Suite.

8.2.7 Key exchange and maintenance

The KaY delivers transmit and receive SAKs via the LMI.

The KaY creates, manages, and maintains one CA that connects two or more KaYs and their corresponding SecYs. The KaY creates and maintains all of the point-to-multipoint SCs and SAs between itself and all the stations within the CA.

The KaY accepts indication of impending exhaustion of the SA from the SecY via the LMI.

The KaY accepts indications that one SA is retired and a new one is started, in other words, when an overlapping pair of SAs is provisioned and the SecY switches from one to the next.

The KaY accepts an indication from the SecY that a PN is close to exhaustion.

8.3 MACsec operation

MACsec comprises modification and additions to the MAC Service Data Unit (MSDU) conveyed by each frame transmitted by a user of the protocol, and illustrated in Figure 8-1. The MAC Security TAG (SecTAG) conveys parameters that identify the protocol, identify the key to be used to validate the received frame, and provide replay protection. The Secure Data field conveys the User Data, encrypted if confidentiality is provided. The ICV ensures the integrity of the MAC Destination Address, MAC Source Address, SecTAG, and User Data.

NOTE—The addition of the SecTAG and ICV to the MPDU, together with possible expansion of the User Data when conveyed in the Secure Data field can increase the size of a frame to the point that it no longer conforms to the maximum frame size specified by the media access method standard. If the implementation of the service used by MACsec cannot transmit the resulting MPDU, it is discarded.

MACsec does not transmit additional frames, such as keep alives or key exchanges. Each frame is delivered unmodified to peer users, subject to validation of the origin, destination and source address, and user data.

Figure 8-2 illustrates the transmission and reception of a frame by MACsec.

On transmission, the frame is first assigned to an SA (7.1.3), identified locally by its Association Number (AN) (see 7.1.3, 9.6). The AN is used to identify the SAK (7.1.3), and the next PN (3.27, 9.8) for that SA. The AN, the SCI (7.1.2), and the PN are encoded in the SecTAG (the SCI can be omitted for point-to-point

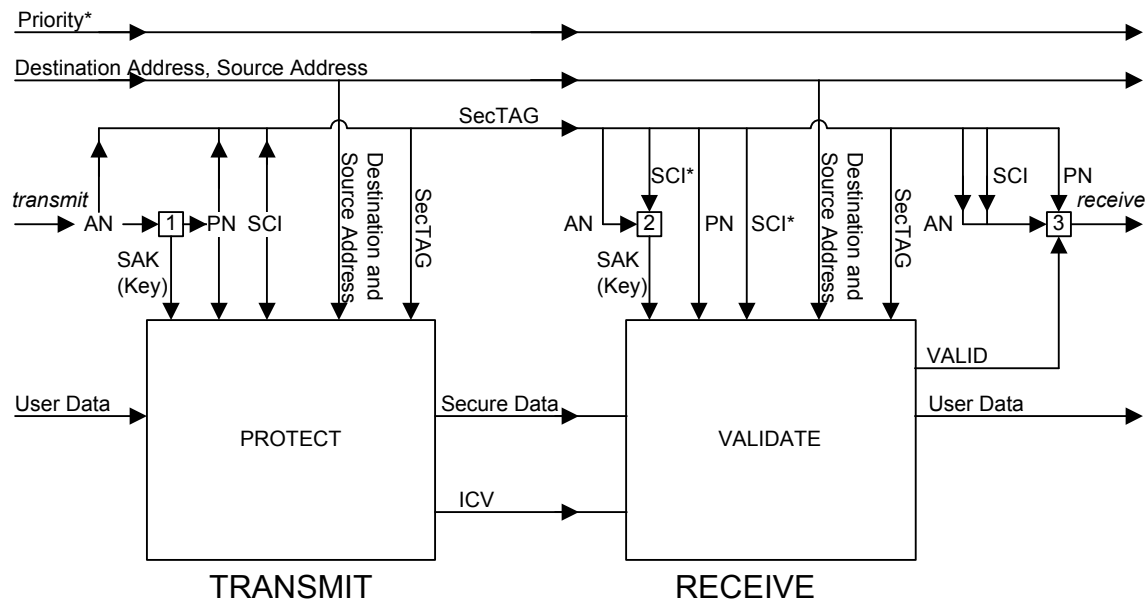
CAs) along with the MACsec EtherType (9.8) and the number of octets in the frame following the SecTAG (SL, 9.7) if less than 48 (8.1.3).

The protection function (14.1) of the Current Cipher Suite is presented with the SAK, the PN and SCI, the destination and source addresses of the frame together with the octets of the SecTAG, and the User Data. It returns the ICV.

On receipt of a MACsec frame, the AN, SCI, PN, and SL field (if present) are extracted from the SecTAG (if the CA is point-to-point and the SCI is not present, the value previously communicated by the KaY will be used). The AN and SCI are used to assign the frame to an SA, and hence to identify the SAK.

The validation function of the Current Cipher Suite is presented with the SAK, the PN and SCI, the destination and source addresses of the frame together with the octets of the SecTAG, and the Secure Data and ICV. If the integrity of the frame has been preserved and the User Data can be successfully decoded from the Secure Data, a VALID indication and the octets of the User Data are returned.

If the receive frame is valid, replay protection (if enabled) is applied, by checking that the received PN is not less than the lowest acceptable PN for the SA. If the check succeeds the parameters of the frame, unchanged from those transmitted, are presented to the MACsec client, and the lowest acceptable PN updated. The lowest acceptable PN can lag behind the received PN values, providing a window in which replay is tolerated, to allow receipt of frames that have been misordered by the network.



* Priority can be changed by media access method or receiving system and is not protected

* The SCI is extracted from the SCI field of the SecTAG if present. A value conveyed by key agreement (point-to-point only) is used otherwise.

- Functions
1. Lookup Key and next PN for transmit SA identified by AN
 2. Lookup Key PN for receive SA identified by SCI, AN
 3. Discard if received frame not VALID. Discard if replay check of PN for receive SA identified by SCI, AN fails. Updated replay check.

Figure 8-2—MACsec operation

The format and encoding of each of the fields that comprise the SecTAG, including the support of different MACsec protocol versions is specified in Clause 9. The operation of the SecY that operates the MACsec protocol, the service that it provides, and the management control variables, error handling, and diagnostic information recorded is described in Clause 10.

9. Encoding of MACsec protocol data units

This clause specifies the structure and encoding of the MACsec Protocol Data Units (MPDUs) exchanged between MAC Security Entities (SecYs). It

- a) Specifies rules for the representation and encoding of protocol fields
- b) Specifies the major components of each MPDU, and the fields they comprise
- c) Reviews the purpose of each field, and the functionality provided
- d) Specifies validation of the MPDU on reception
- e) Documents the allocation of an EtherType value, the MACsec EtherType, to identify MPDUs

NOTE—The MPDU validation checks specified in this clause are deliberately limited to ensuring successful decoding, and do not overlap with the specification of SecY operation (Clause 10).

9.1 Structure, representation, and encoding

All MPDUs shall contain an integral number of octets.

The octets in a MPDU are numbered starting from 1 and increasing in the order they are put into the MAC Service Data Unit (MSDU) that accompanies a request to or indication from the instance of the MAC Internal Sublayer Service (ISS) used by a SecY.

The bits in an octet are numbered from 1 to 8 in order of increasing bit significance, where 1 is the least significant bit in the octet.

Where octets and bits within a MPDU are represented using a diagram, octets shown higher on the page than subsequent octets and octets shown to the left of subsequent octets at the same height on the page are lower numbered, bits shown to the left of other bits within the same octet are higher numbered.

Where two or more consecutive octets are represented as hexadecimal values, lower numbered octet(s) are shown to the left and each octet following the first is preceded by a hyphen, e.g., 01-80-C2-00-00-00.

When consecutive octets are used to encode a binary number, the lower octet number has the more significant value. When consecutive bits within an octet are used to encode a binary number, the higher bit number has the most significant value. When bits within consecutive octets are used to encode a binary number, the lower octet number composes the more significant bits of the number. A flag is encoded as a single bit, and is set (True) if the bit takes the value 1, and clear (False) otherwise. The remaining bits within the octet can be used to encode other protocol fields.

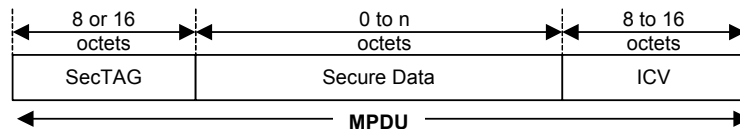
9.2 Major components

Each MPDU comprises

- a) A Security TAG (SecTAG) (9.3)
- b) Secure Data (9.10)
- c) An Integrity Check Value (ICV) (9.11)

Each of these components comprises an integral number of octets and is encoded in successive octets of the MPDU as illustrated in Figure 9-1.

NOTE—The MPDU does not include the source and destination MAC addresses, as these are separate parameters of the service requests and indications to and from the insecure service that supports MACsec.

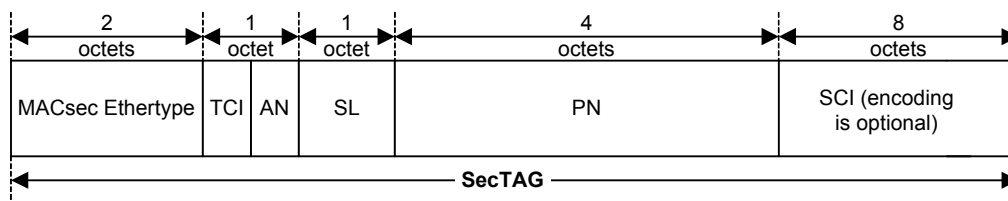
**Figure 9-1—MPDU components**

9.3 Security TAG

The Security TAG (SecTAG) is identified by the MACsec EtherType (9.4), and conveys the

- a) TAG Control Information (TCI, 9.5)
- b) Association Number (AN, 9.6)
- c) Short Length (SL, 9.7)
- d) Packet Number (PN, 9.8)
- e) Optionally encoded Secure Channel Identifier (SCI, 9.9).

The format of the SecTAG is illustrated in Figure 9-2.

**Figure 9-2—SecTAG format**

9.4 MACsec EtherType

The MACsec EtherType (Table 9-1) comprises octet 1 and octet 2 of the SecTAG. It is included to allow

- a) Coexistence of MACsec capable systems in the same environment as other systems
- b) Incremental deployment of MACsec capable systems
- c) Peer SecYs to communicate using the same media as other communicating entities
- d) Concurrent operation of Key Agreement protocols that are independent of the MACsec protocol and the Current Cipher Suite
- e) Operation of other protocols and entities that make use of the service provided by the SecY's Uncontrolled Port to communicate independently of the Key Agreement state

Table 9-1—MACsec EtherType allocation

Tag Type	Name	Value
IEEE 802.1AE Security TAG	MACsec EtherType	88-E5

The encoding of the MACsec EtherType in the MPDU is illustrated in Figure 9-3.

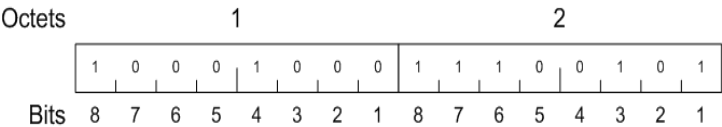


Figure 9-3—MACsec EtherType encoding

9.5 TAG Control Information (TCI)

The TCI field comprises bits 8 through 3 of octet 3 (Figure 9-4) of the SecTAG. These bits facilitate

- a) Version numbering of the MACsec protocol without changing the MACsec EtherType
- b) Optional use of the MAC Source Address parameter to convey the SCI
- c) Optional inclusion of an explicitly encoded SCI (7.1.2, Figure 7-7)
- d) Use of the EPON (Clause 12) Single Copy Broadcast capability, without requiring an explicit SCI to distinguish the SCB Secure Channel
- e) Extraction of the User Data from MPDUs by systems that do not possess the SAK (8.1.2, 8.1.4) when confidentiality is not being provided
- f) Determination of whether confidentiality or integrity alone are in use

The encoding of the MACsec TCI in the MPDU is illustrated in Figure 9-4.

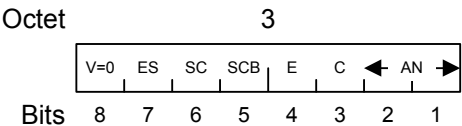


Figure 9-4—MACsec TCI and AN Encoding

The version number shall be 0 and is encoded in bit 8.

NOTE—Future versions of the MACsec protocol may use additional bits of the TCI to encode the version number. The fields and format of the remainder of the MPDU may change if the version number changes.

If the MPDU is transmitted by an end station and the first 6 octets of the SCI are equal to the value of the octets of MAC Source Address parameter of the ISS request in canonical format order, bit 7 [the End Station (ES) bit] of the TCI may be set. If the ES bit is set, bit 6 (the SC bit) shall not be set and an SCI shall not be explicitly encoded in the SecTAG. The ES bit is clear if the Source Address is not used to determine the SCI.

If an SCI (9.9, 7.1.2) is explicitly encoded in the SecTAG, bit 6 (the SC bit) of the TCI shall be set. The SC bit shall be clear if an SCI is not present in the SecTAG.

If and only if the MPDU is associated with the Secure Channel that supports the EPON Single Copy Broadcast capability, bit 5 (the SCB bit) of the TCI may be set. If the SCB is set, bit 6 (the SC bit) shall not be set and an SCI shall not be explicitly included in the SecTAG.

If the ES bit is set and the SCB is not set, the SCI comprises a Port Identifier (7.1.2) component of 00-01. If the SCB bit is set, the Port Identifier (7.1.2) component has the reserved SCB value of 00-00.

If the Encryption (E) bit is set and the Changed Text (C) bit is clear, the frame is not processed by the SecY (10.6) but is reserved for use by the KaY. Otherwise, the E bit is set if and only if confidentiality is being

provided and is clear if integrity only is being provided and the C bit is clear if and only if the Secure Data is exactly the same as the User Data and the ICV is 16 octets long.

When the Default Cipher Suite (14.5) is used for integrity protection only, the Secure Data is the unmodified User Data, and a 16 octet ICV is used. Both the E bit and the C bit are therefore clear, and the data conveyed by MACsec is available to applications, such as network management, that need to see the data but are not trusted with the SAK that would permit its modification. Other Cipher Suites may also integrity protect data without modifying it, and use a 16 octet ICV, enabling read access to the data by other applications. The E and C bits are also clear for such Cipher Suites when integrity only is provided.

Some cryptographic algorithms modify or add to the data even when integrity only is being provided, or use an ICV that is not 16 octets long. The C bit is never clear for such an algorithm, even if the E bit is clear to indicate that confidentiality is not provided. Recovery of the data from a MACsec frame with the E bit clear and the C bit set requires knowledge of the Cipher Suite at a minimum. That information is not provided in the MACsec frame.

If both the C bit and E bit are set, confidentiality of the original User Data is being provided.

9.6 Association Number (AN)

The AN is encoded as an integer in bits 1 and 2 of octet 3 of the SecTAG (Figure 9-4) and identifies up to four different SAs within the context of an SC.

NOTE—Although each receiving SecY only needs to maintain two SAs per SC, the use of a 2-bit AN simplifies the design of protocols that update values associated with each of the SAs.

9.7 Short Length (SL)

SL is an integer encoded in bits 1 through 6 of octet 4 of the SecTAG and is set to the number of octets in the Secure Data (9.10) field, i.e., the number of octets between the last octet of the SecTAG and the first octet of the ICV, if that number is less than 48. Otherwise, SL is set to zero. If the number is zero then the frame is deemed not to have been short. The Secure Data field always comprises at least one octet.

Bits 7 and 8 of octet 4 shall be zero.

9.8 Packet Number (PN)

The PN is encoded in octets 5 through 8 of the SecTAG to

- a) Provide a unique IV PDU for all MPDUs transmitted using the same SA
- b) Support replay protection

NOTE—As specified in this clause, the IV used by the default Cipher Suite (GCM-AES-128) comprises the SCI (even if the SCI is not transmitted in the SecTAG) and the PN. Subject to proper unique MAC Address allocation procedures, the SCI is a globally unique identifier for a SecY. To satisfy the IV uniqueness requirements of CTR mode of operation, a fresh key is used before PN values are reused.

9.9 Secure Channel Identifier (SCI)

If the SC bit in the TCI is set, the SCI (7.1.2, 8.2.1) is encoded in octets 9 through 16 of the SecTAG, and facilitates

- a) Identification of the SA where the CA comprises three or more peers
- b) Network management identification of the SecY that has transmitted the frame

Octets 9 through 14 of the SecTAG encode the System Identifier component of the SCI. This comprises the six octets of a globally unique MAC address uniquely associated with the transmitting SecY. The octet values and their sequence conform to the Canonical Format specified by IEEE Std 802.

Octets 15 and 16 of the SecTAG encode the Port Identifier component of the SCI, as an integer.

NOTE —The 64-bit value FF-FF-FF-FF-FF-FF is never used as an SCI and is reserved for use by implementations to indicate the absence of an SC or an SCI in contexts where an SC can be present.

An explicitly encoded SCI field in the SecTAG is not required on point-to-point links, which are identified by the `operPointToPointMAC` status parameter of the service provider. In the point-to-point case, the secure association created by the SecY for the peer SecYs, together with the direction of transmission of the secured MPDU, can be used to identify the transmitting SecY and therefore an explicitly encoded SCI is unnecessary. Although the SCI does not have to be repeated in each frame when only two SecYs participate in a CA (see Clause 8, Clause 9, and Clause 10), the SCI still forms part of the cryptographic computation.

9.10 Secure Data

The Secure Data comprises all the octets that follow the MACsec TAG and precede the ICV. The Secure Data field is never of zero length, since the primitives of the MAC Service require a non-null MSDU (User Data) parameter.

NOTE 1—In practice, if the MSDU composed by the operation of the current Cipher Suite following MPDU reception contains less than two octets, it will be discarded by the user of the SecY's controlled port, since it is too short to contain an EtherType or an LLC length field. Such discard is, however, determined by the user of the Controlled Port and not by the SecY itself.

NOTE 2—Ethernet transports frames of a minimum size, and provides no explicit indication of PDU length if the PDU is composed of fewer octets. The SL field allows the originator of the frame, which is not necessarily aware of the need of an intervening Ethernet component to pad the frame, to specify the number of octets in the MPDU, thus allowing the receiver to unambiguously locate the ICV.

9.11 Integrity Check Value (ICV)

The length of the ICV is Cipher Suite dependent, but is not less than 8 octets and not more than 16 octets, depending on the Cipher Suite.

NOTE—The ICV protects the destination and source MAC address parameters, as well as all the fields of the MPDU.

9.12 PDU validation

A received MPDU is valid if and only if it comprises a valid SecTAG, one or more octets of Secure Data, and an ICV, i.e.,

- a) It comprises at least 17 octets
- b) Octets 1 and 2 compose the MACsec EtherType
- c) The V bit in the TCI is clear
- d) If the ES or the SCB bit in the TCI is set, then the SC bit is clear
- e) Bits 7 and 8 of octet 4 of the SecTAG are clear
- f) If the C and SC bits in the TCI are clear, the MPDU comprises 24 octets plus the number of octets indicated by the SL field if that is non-zero and at least 72 octets otherwise
- g) If the C bit is clear and the SC bit set, then the MPDU comprises 32 octets plus the number of octets indicated by the SL field if that is non-zero and at least 80 octets otherwise
- h) If the C bit is set and the SC bit clear, then the MPDU comprises 8 octets plus the minimum length of the ICV as determined by the Cipher Suite in use at the receiving SecY, plus the number of octets indicated by the SL field if that is non-zero and at least 48 additional octets otherwise
- i) If the C and SC bits are both set, the frame comprises at least 16 octets plus the minimum length of the ICV as determined by the Cipher Suite in use at the receiving SecY, plus the number of octets indicated by the SL field if that is non-zero and at least 48 additional octets otherwise

10. Principles of MAC Security Entity (SecY) operation

This clause

- Provides an overview of the SecY (10.1), the service that it provides, and its relationship to other entities in a secure system including its associated MACsec Key Agreement Entity (KaY).
- Describes the functionality of the SecY (10.2).
- Provides a model of operation (10.3) comprising an architecture (10.4) and its constituent processes (10.5 through 10.7) that supports the detailed functionality including management controls.
- Details the addressing requirements and specifies the addressing of SecYs (10.8).

NOTE—Clause 6 defines the properties of the secure MAC Service, Clause 7 describes the security relationships used to support the service, and how the service is used, providing the context within which each SecY operates, Clause 8 sets out requirements for the MACsec protocol and introduces the operation of the protocol, and Clause 9 specifies the encoding of parameters in MPDUs. This clause does not repeat all the information provided in those prior clauses, but includes sufficient reference to facilitate an understanding of SecY operation.

10.1 SecY overview

Each SecY uses the MAC Service provided by a Common Port (10.4) to provide one instance of the secure MAC Service (Clause 6) to the user of its Controlled Port and one instance of insecure service to the user of its Uncontrolled Port (Figure 10-1).

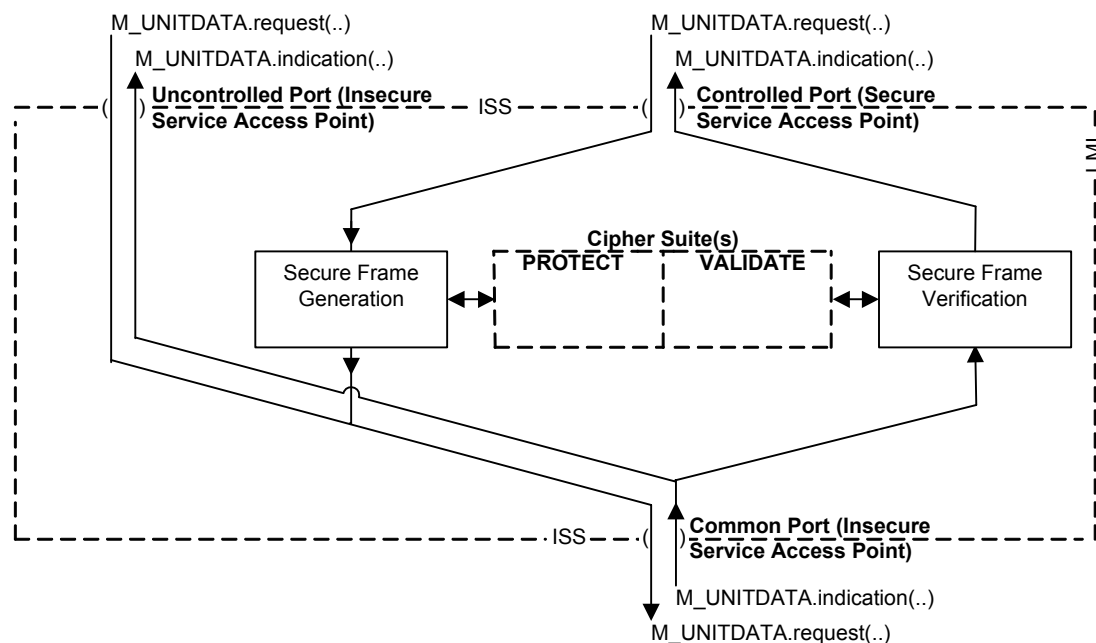


Figure 10-1—SecY

The integrity and origin of the parameters of each service request and indication accepted from and delivered to the Controlled Port are protected and validated by the SecY. The SecY may also encrypt to provide user data confidentiality. If the parameters that accompany a service indication at the Common Port are not successfully validated as required by management controls, no service indication will occur at the Controlled Port and the received parameters will be discarded.

Each service request made by the user of a SecY's Uncontrolled Port results in an identical request at the Common Port, and each service indication received from the Common Port results in an identical indication to the user of its Uncontrolled Port in addition to any indication at the Controlled Port.

NOTE 1—Some frames received at the Uncontrolled Port will be discarded because they can only be useful to a SecY supporting the associated Controlled Port.

The relative order of Common Port indications and the corresponding indications at the Uncontrolled Port and the Controlled Port is not defined, save that the order of indications from one Port to another Port is preserved. Similarly the relative order of user requests at the Uncontrolled and Controlled Ports does not define the order of requests to the Common Port. The interval between any request or indication and the SecY making a corresponding request or indication shall not exceed the bounds specified in Table 10-1.

The specification of the cryptographic algorithms used at any time to provide integrity and confidentiality, together with the values of parameters (for example, key size) used by those algorithms, compose a Cipher Suite (Clause 14). This standard mandates a default Cipher Suite that can provide integrity protection only or both integrity and confidentiality. A SecY may implement additional Cipher Suites. This standard only permits the use of Cipher Suites that meet well defined criteria (14.2, 14.3).

The KaY associated with the SecY uses the service provided by the Uncontrolled Port to transmit and receive frames that support key agreement protocols. These frames are distinguished by EtherType, so other selected protocol entities can communicate using insecure frames by making use of an Uncontrolled Port provided by the KaY as illustrated in Figure 10-2.

The KaY also uses the Controlled Port provided by the SecY, providing its own Controlled Port for use by other protocols. This allows the KaY to provide MAC status parameters (6.4) that correctly reflect the secure connectivity to those users. The KaY does not modify frames that pass between its Controlled Port and the SecY's Controlled Port. However the KaY can use the secure service provided by the SecY to complete authentication, authorization, or the acquisition of client policies, prior to enabling transmission and reception through its Controlled Port.

NOTE 2—Operation of the SecY without protection or validation allows the same interfaces and relationships to be maintained between entities within a system when SecY functionality is not required. This provides a useful migration path for networks comprising systems that will incorporate SecY functionality at different times.

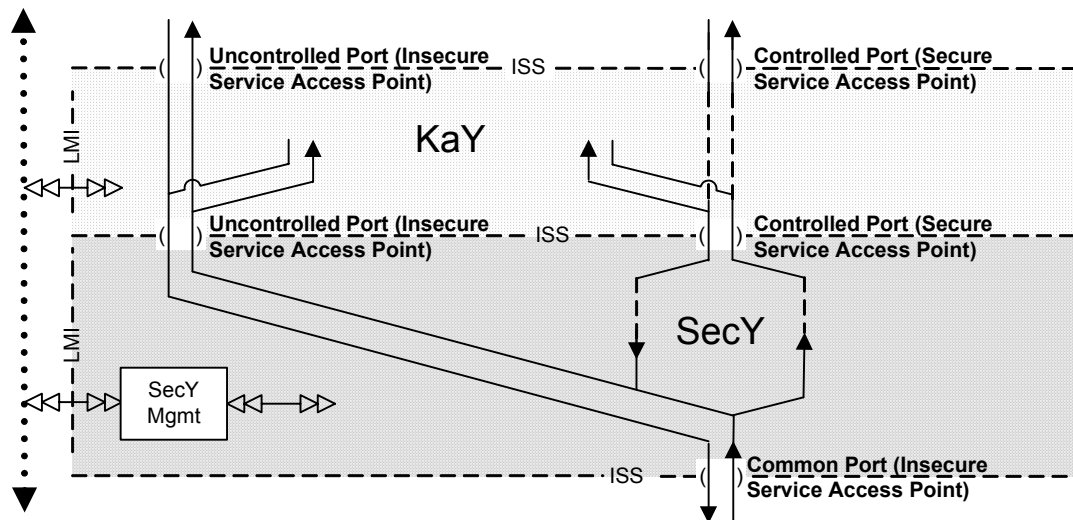


Figure 10-2—KaY use of SecY Uncontrolled and Controlled Ports

The KaY communicates transmit and receive keys and other information (10.2) to the SecY through its Layer Management Interface (LMI) as illustrated in Figure 10-2. The LMI is also used to exchange information with local protocol entities responsible for network management, such as an SNMP Agent.

NOTE 3— The term *local* refers to any other entity residing within the same system. Information exchange with a local entity can be modelled as occurring through its LMI (10.1, 10.3, 10.4, Figure 10-1, Figure 10-2), thus facilitating

information exchange between entities not necessarily adjacent in a protocol layer reference model. No constraints are placed on the information exchanged, but there is no synchronization with any particular invocation of service at a service access point, so LMI exchanges do not effectively add to the parameters of a service such as the MAC service.

10.2 SecY functions

Each SecY supports

- a) Secure transmission of the parameters of service requests made by the user of its Controlled Port.
- b) Insecure transparent transmission from the Uncontrolled Port.
- c) Reception, verification, and delivery of secure service indications to the Controlled Port.
- d) Reception and transparent delivery of service indications to the Uncontrolled Port.
- e) MAC Status (6.4) and point-to-point parameters (6.5) for the Uncontrolled and Controlled Ports.

Management controls that support deployment (8.1.4) of MACsec include

- f) Transmission and reception by the user of the Controlled Port without frame modifications.
- g) Reception without integrity checking.
- h) A replay window to support use of MACsec over provider networks that misorder frames with different transmission priority and or addresses. Frames within the window can be received out of order, but are not replay protected. The window size can be set to zero to enforce strict reception ordering and replay protection.

Selection of a Cipher Suite, CA establishment, and SA support, is supported by allowing the KaY to

- i) Discover which Cipher Suites are implemented and how many receive SCs each can support.
- j) Select the Current Cipher Suite.
- k) Identify the SCs to be used to support reception for the CA.
- l) Provide transmit and receive SAKs for identified SAs.
- m) Confirm that SAKs have been installed, i.e., are ready for use.
- n) Monitor the PN used for transmission, in order to provide new SAKs prior to PN exhaustion.

Operational and diagnostic controls and statistics provide

- o) Administrative control over the optional security tagging capabilities of the SecY.
- p) A count of frames intended for transmission but discarded as too long for the Common Port.
- q) Counts of received frames without the MACsec EtherType, discarded by validation checks, without SCIs when the LAN connectivity is not restricted to point-to-point communication, identified as belonging to unknown SCs, identified as belonging to an SA that is not in use, failing the replay check, failing the integrity check, and delivered to the user.

NOTE—Except where explicitly specified otherwise, throughout this standard the term *user* refers to the user of the MAC service instance provided by the Controlled Port, and the term *provider* refers to the instance of protocol and procedures that provides the MAC service instance to the SecY at the Common Port.

10.3 Model of operation

The model of operation in this clause is simply a basis for describing the functionality of a SecY. It is in no way intended to constrain real implementations; these may adopt any internal model of operation compatible with the externally visible behavior that this standard specifies. Conformance of equipment to this standard is purely in respect of observable protocol.

10.4 SecY architecture

A SecY uses an instance of the MAC Internal Sublayer Service (ISS) (see 6.1), referred to as the Common Port, to provide a secured instance of the ISS, the Controlled Port, and an insecure instance of the ISS, the Uncontrolled Port, that provides transparent transmission and reception through the Common Port.

The architecture of a SecY is illustrated in Figure 10-3, and comprises

- a) The Controlled, Uncontrolled, and Common Ports together with their MAC Status parameters.
- b) The Secure Frame Generation process (10.5).
- c) The Secure Frame Verification process (10.6).
- d) Cipher Suite protection of transmitted frames and validation of received frames (8.2, 14).
- e) A Transmit Multiplexer and a Receive Demultiplexer.
- f) Optional transmit and receive FCS Regenerators.
- g) A SecY Management process (10.7).

The Transmit Multiplexer accepts transmit requests from the Uncontrolled Port and the Secure Frame Generation process for the Controlled Port and submits corresponding requests to the Common Port. The Receive Demultiplexer submits each indication from the Common Port to the Uncontrolled Port and to the Secure Frame Verification process for the Controlled Port.

NOTE 1—This specification most clearly sets out the resulting behavior of a conforming implementation. Real implementations can implement the behavior in any way that yields the same externally visible behavior (including the values of management counters). For example, examination of the specification in this clause shows that there need be no implementation burden corresponding to duplication of the received frame if validateFrames is Strict and none of the users of the Uncontrolled Port make use of the MACsec EtherType.

A Layer Management Interface (LMI) is used by the SecY Management process to communicate the capabilities of the SecY, its controls, status, protocol, management events, and counters to and from other entities that compose the secure system containing the SecY.

Management controls are provided to allow a SecY to be incorporated in a network system before MACsec is deployed, and to facilitate staged deployment. If protectFrames is not set, frames submitted to the Controlled Port are transmitted without modification. The validateFrames control allows untagged frames to be received, and Cipher Suite validation of tagged frames to be disabled or its result simply counted without frame discard. The replayProtect and replayWindow controls allows replay protection to be disabled, to operate on a packet number window, or to enforce strict frame order. Management counters allow configuration and operational errors to be identified and rectified before enabling secure operation. The effect of the controls, and the counters maintained, are summarized in Figure 10-4 and Figure 10-5.

A frame check sequence (FCS) can be included as a parameter of an M_UNITDATA.request or M_UNITDATA.indication primitive. When the data that is within the FCS coverage is modified by the addition of an integrity check value (ICV) or encryption of the user data, the FCS changes. The SecY shall not introduce an undetected frame error rate greater than that which would have been achieved by preserving the original FCS (6.10).

NOTE 2—There are number of possibilities for changing FCS without diminishing the coverage provided. One is to generate a new FCS by algorithmically modifying the received FCS, based on knowledge of the FCS algorithm and the transformations that the frame has undergone between reception and transmission.

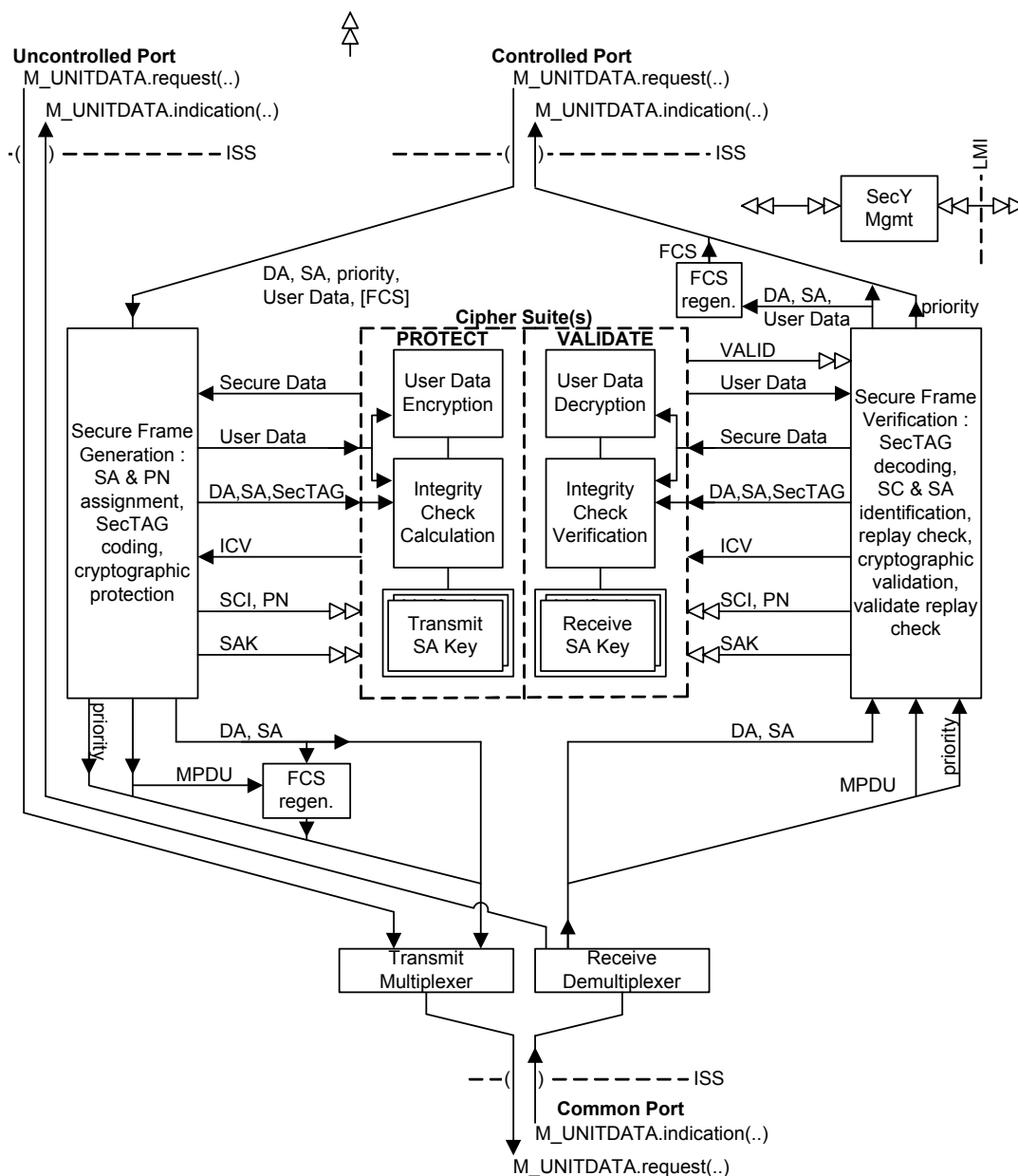


Figure 10-3—SecY architecture and operation

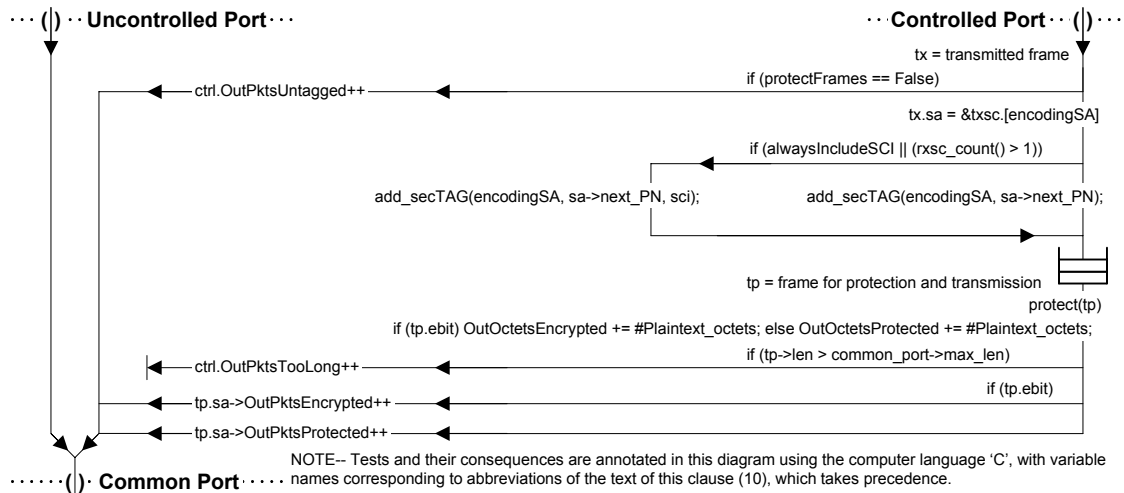


Figure 10-4—Management controls and counters for secure frame generation

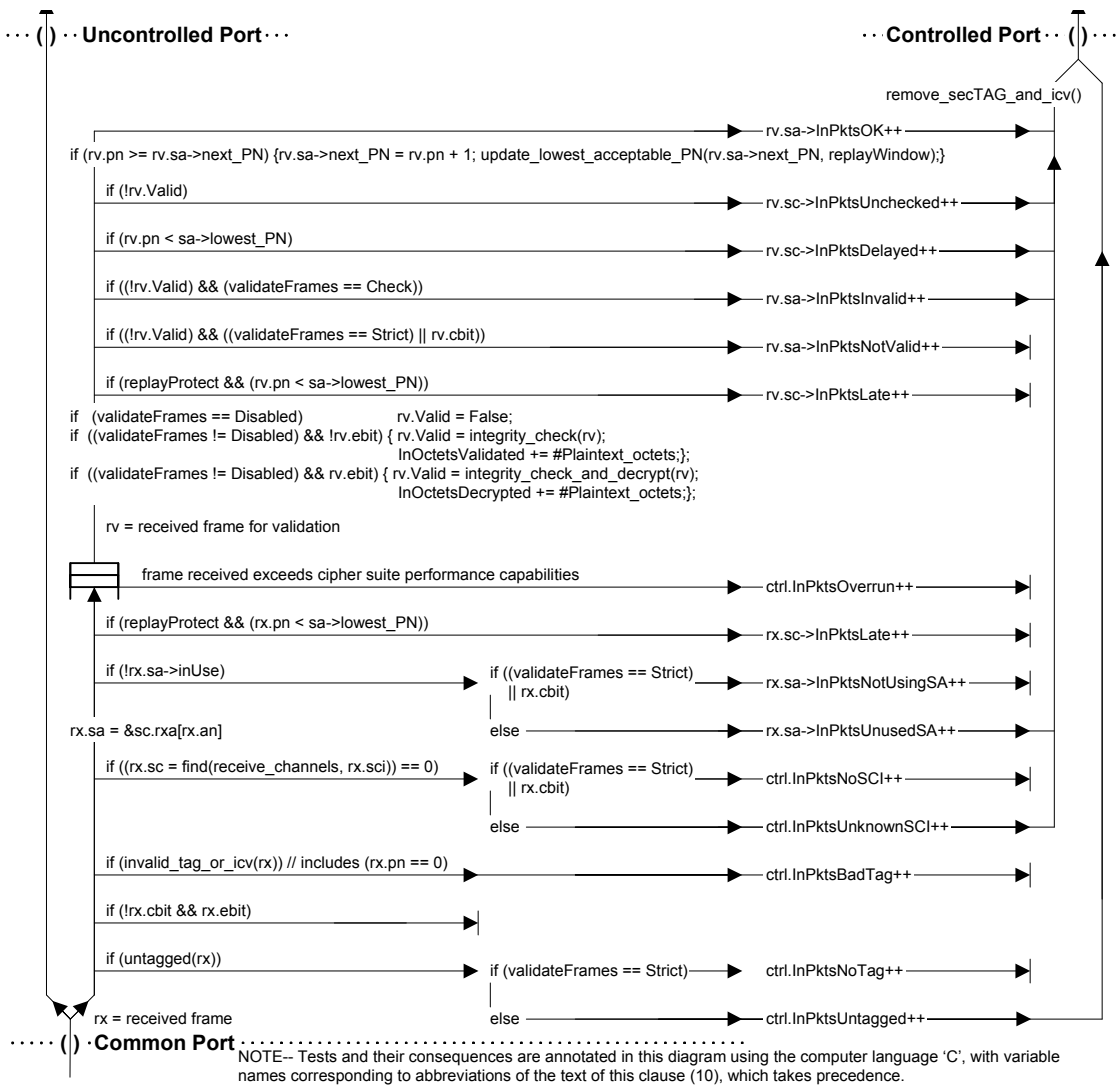


Figure 10-5—Management controls and counters for secure frame verification

10.5 Secure frame generation

For each transmit request at the Controlled Port, the Secure Frame Generation process

- a) Assigns the frame to an SA (10.5.1)
- b) Assigns the nextPN variable for that SA to be used as the value of the PN in the SecTAG (10.5.2)
- c) Encodes the octets of the SecTAG (10.5.3)
- d) Provides the protection function (14.1, 10.5.4) of the Current Cipher Suite with
 - 1) The SA Key (SAK)
 - 2) The SCI for the SC used by the SecY to transmit
 - 3) The PN
 - 4) The SecTAG
 - 5) The sequence of octets that compose the User Data
- e) Receives the following parameters from the Cipher Suite protection operation
 - 6) The sequence of octets that compose the Secure Data
 - 7) The ICV
- f) Issues a request to the Transmit Multiplexer with the destination and source MAC addresses, and priority of the frame as received from the Controlled Port, and an MPDU comprising the octets of the SecTAG, Secure Data, and the ICV concatenated in that order (10.5.5).

If the management control protectFrames is False, the preceding steps are omitted, an identical transmit request is made to the Transmit Multiplexer, and the OutPktsUntagged counter incremented.

NOTE—This model of operation supports the externally observable behavior that can result when the Cipher Suite implementation calculates the Secure Data and ICV parameters for a number of frames in parallel, and the responses to protection and validation requests are delayed. Transmitted frames are not misordered.

10.5.1 Transmit SA assignment

Each SA is identified by its Association Number (AN). Each frame is assigned to the SA identified by the current value of the encodingSA variable. This is updated following an LMI request from the KaY to start transmitting using the SA and can be read but not written by network management. Frames will be protected using the encodingSA immediately after the last frame assigned to the previous SA has been protected.

If the SA identified by the encodingSA is not available for use, and the management control protectFrames is set, MAC_Operational transitions to False for the Controlled Port, and frames are neither accepted or delivered using the port.

10.5.2 Transmit PN assignment

The frame's PN is set to the value of nextPN for the SA, and nextPN is incremented. If the nextPN variable for the encodingSA is zero (or 2^{32}) and the protectFrames control is set, MAC_Operational transitions to False for the Controlled Port and frames are neither accepted or delivered. The initial value of nextPN is set by the KaY via the LMI prior to use of the SA, and its current value can be read both while and after the SA is used to transmit frames. The value of nextPN can be read, but not written, by network management.

10.5.3 SecTAG encoding

The SecTAG is encoded as specified in Clause 9.

If the management control useES is True and alwaysIncludeSCI is False, the ES bit in the SecTAG shall be set. Otherwise, if useES is False or alwaysIncludeSCI is True, the ES bit shall be clear.

If the management control `alwaysIncludeSCI` is set, or the number of receive SCs with SAs enabled for reception is greater than one and both `useES` and `useSCB` are False, the SC bit in the SecTAG shall be set and the SCI explicitly encoded in the SecTAG; otherwise, the SC bit shall be clear and the SCI not explicitly encoded.

If the management control `useSCB` is True and `alwaysIncludeSCI` is False, the SCB bit in the SecTAG shall be set. Otherwise, if `useSCB` is False or `alwaysIncludeSCI` is True, the SCB bit shall be clear.

The values of `useES`, `useSCB`, and `alwaysIncludeSCI` can be written and read by management. The number of active receive SCs is controlled by the KaY but can be read by management.

If a frame is to be integrity protected, but not encrypted, with the number and value of the octets of the Secure Data exactly the same as those of the User Data, and an ICV of 16 octets, then the E bit shall be clear and the C bit clear. The E bit shall be clear and the C bit set if the frame is not encrypted but the octets of the Secure Data differ from those of the User Data or the ICV is not 16 octets.

If both confidentiality (through encryption) and integrity protection are applied to a frame then both the E bit and the C bit shall be set. The SecY shall not encode a SecTAG that has both the E bit set and the C bit clear for any frame received from the Controlled Port for transmission.

If the `alwaysIncludeSCI` control is set or the number of receive SCs with SAs enabled for reception is greater than 1, the SCI is included in the SecTAG; otherwise, it is omitted. The value of `alwaysIncludeSCI` can be written and read by management. The number of active receive SCs is controlled by the KaY, but can be read by management.

10.5.4 Cryptographic protection

If the Cipher Suite is currently protecting frames using the previous SA and its SA Key, as reflected by the value of the `encipheringSA`, the frame can be queued awaiting protection. The value of the `encipheringSA` is updated, and protection of the frame parameters is started within a minimum frame size transmission delay, after the last frame has been protected using the previous key.

The use of each of the Cipher Suites specified by this standard is specified in Clause 14, which takes precedence over any explanation in this or other clauses.

The appropriate octet counter is incremented by the number of octets in the User Data (`OutOctetsEncrypted` if confidentiality protection was provided, and `OutOctetsProtected` otherwise).

10.5.5 Transmit request

If the MPDU composed of the concatenated octets of the SecTAG, Secure Data, and ICV exceeds the size of the MSDU supported by the Common Port, the frame is discarded and a counter incremented. Details of the discarded frame may be recorded to assist network management resolution of the problem. Otherwise, the parameters of the service request are submitted to the Transmit Multiplexer.

10.6 Secure frame verification

For each receive indication from the Receive Demultiplexer, the Secure Frame Verification process

- a) Examines the user data for a SecTAG
- b) Validates frames with a SecTAG as specified in 9.12
- c) Extracts and decodes the SecTAG as specified in 9.3 through 9.9
- d) Extracts the User Data and ICV as specified in 9.10 and 9.11

- e) Assigns the frame to an SA (10.6.1)
- f) Performs a preliminary replay check against the last validated PN for the SA (10.6.2)
- g) Provides the validation function (14.1, 10.6.3) of the Current Cipher Suite with
 - 1) The SA Key (SAK)
 - 2) The SCI for the SC used by the SecY to transmit
 - 3) The PN
 - 4) The SecTAG
 - 5) The sequence of octets that compose the Secure Data
 - 6) The ICV
- h) Receives the following parameters from the Cipher Suite validation operation
 - 7) A Valid indication, if the integrity check was valid and the User Data could be recovered
 - 8) The sequence of octets that compose the User Data
- i) Updates the replay check (10.6.4)
- j) Issues an indication to the Controlled Port with the DA, SA, and priority of the frame as received from the Receive Demultiplexer, and the User Data provided by the validation operation (10.6.5).

If the management control `validateFrames` is not `Strict`, frames without a SecTAG are received, counted, and delivered to the Controlled Port; otherwise, they are counted and discarded. If `validateFrames` is `Disabled`, cryptographic validation is not applied to tagged frames, but frames whose original service user data can be recovered are delivered. Frames with a SecTAG that has the TCI E bit set but the C bit clear are discarded, as this reserved encoding is used to identify frames with a SecTAG that are not to be delivered to the Controlled Port. Figure 10-5 summarizes the operation of management controls and counters.

10.6.1 Receive SA assignment

An SCI is associated with the received frame, and used to locate the receive SC. If an SCI is not explicitly encoded in the SecTAG, the default value established by the KaY for a single peer is used.

If the SC is not found, it may be recorded to assist network management resolution of the problem, and:

- a) If `validateFrames` is `Strict` or the C bit in the SecTAG is set, the `InPktsNoSCI` counter is incremented and the frame is discarded; otherwise
- b) The `InPktsUnknownSCI` counter is incremented and the frame (with the SecTAG and ICV removed) is delivered to the Controlled Port.

If the receive SC has been identified, the frame's AN is used to locate the receive SA received frame and processing continues with the preliminary replay check. If the SA is not in use:

- c) If `validateFrames` is `Strict` or the C bit is set, the frame is discarded and the `InPktsNotUsingSA` counter incremented; otherwise
- d) The `InPktsUnusedSA` counter is incremented and the frame delivered to the Controlled Port.

NOTE—The short phrase “the frame is discarded” is commonly used to express the more formal notion of not processing a service primitive (an indication or request) further and recovering the resources that embody the parameters of that service primitive. No further processing is applied. However, if a duplicate of the primitive has been submitted to another process, by the Receive Demultiplexer in this case, processing of that duplicate is unaffected.

10.6.2 Preliminary replay check

If `replayProtect` control is enabled and the PN of the received frame is less than the lowest acceptable packet number (see 10.6.5) for the SA, the frame is discarded and the `InPktsLate` counter incremented.

NOTE—If the SC is supported by a network that includes buffering with priority queueing, such as a provider bridged network, delivered frames can be reordered.

10.6.3 Cryptographic validation

The frame can be queued awaiting validation. If the frame reception rate exceeds the Cipher Suite's validation capabilities, the frame may be discarded and the InPktsOverrun counter incremented.

If the validateFrames control is Disabled, the Cipher Suite validation is not used to validate the frame.

If validateFrames is not Disabled, and the E bit in the SecTAG is set, the Cipher Suite is used to validate and decrypt the frame. If the Cipher Suite does not provide confidentiality protection, it shall not return VALID. The InOctetsDecrypted counter is incremented by the number of octets in the resulting User Data (or an estimate of that number, if VALID is not returned).

If validateFrames is not Disabled, and the E bit in the SecTAG is clear, the Cipher Suite is used to validate the frame. If the Cipher Suite does not provide integrity protection without confidentiality it shall not return VALID. The InOctetsValidated counter is incremented by the number of octets in the resulting User Data (or an estimate of that number, if VALID is not returned).

The frame is marked valid if the Cipher Suite is used and returns VALID, and is marked invalid otherwise. The use of each of the Cipher Suites specified by this standard is specified in Clause 14, which takes precedence over any explanation in this or other clauses.

10.6.4 Replay check update

If the PN of the received frame is less than the lowest acceptable packet number for the SA, and replayProtect is enabled, the frame is discarded and the InPktsLate counter incremented.

NOTE—This model of operation assumes that any queuing within the verification process occurs prior to frame validation, and the check described uses the lowest acceptable PN updated by prior frames as described below (10.6.5). Implementations can process frames as convenient, provided the externally observable result is the same.

10.6.5 Receive indication

If the received frame is marked as invalid, and the validateFrames control is Strict or the C bit in the SecTAG was set, the frame is discarded and the InPktsNotValid counter incremented. Otherwise the frame is delivered to the Controlled Port, and the appropriate counter incremented as follows:

- a) If the frame is not valid and validateFrames is set to Check, InPktsInvalid, otherwise
- b) If the received PN is less than the lowest acceptable PN (treating a PN value of zero as 2^{32}), InPktsDelayed, otherwise
- c) If the frame is not valid, InPktsUnchecked, otherwise
- d) InPktsOK

If the PN for the frame was equal to or greater than the nextPN variable for the SA, nextPN is set to the value for the received frame, incremented by one. The lowest acceptable PN variable is set to the greater of its existing value and the value of nextPN minus the replayWindow variable.

NOTE—The lowest acceptable packet number can also be set or incremented by the KaY to ensure timely delivery.

10.7 SecY management

The SecY management process controls, monitors, and reports on the operation of the SecY, providing access to operational controls and statistics for network management and the KaY through the LMI. It:

- a) Reports the value of the SCI for the SecY (10.7.1)

- b) Maintains the MAC Status (6.4) parameters and point-to-point MAC parameters (6.5) for the Uncontrolled (10.7.2) and Controlled (10.7.4) Ports
- c) Provides interface statistics for the Uncontrolled (10.7.3) and Controlled Ports (10.7.5), deriving the latter from the detailed statistics maintained by the SecY
- d) Provides information on the frame verification (10.7.7) and generation (10.7.16) capabilities
- e) Supports control of frame verification (10.7.8) and generation (10.7.17)
- f) Supports creation of transmit SAs (10.7.21), each associated with an SAK, for the transmit SC
- g) Supports creation of receive SCs (10.7.11), each corresponding to potential member of the CA
- h) Supports creation of receive SAs (10.7.13) for each receive SC, each associated with an SAK
- i) Supports control over reception (10.7.15) and transmission (10.7.23) using individual SAs, and allows the nextPN variable to be set and updated for transmission and the lowest acceptable PN to be set and update for reception
- j) Maintains detail statistics for receive and transmit SCs and SAs, accumulating statistics from past SAs and SCs
- k) Provides a list of the Cipher Suites implemented together with their basic capabilities and properties
- l) Allows selection of the current Cipher Suite, from those implemented
- m) Supports installation of SAKs for the current Cipher Suite, for transmission, reception, or both.

Figure 10-6 illustrates the management information that represents a SecY's capabilities and provides control over and reporting on its operation. For convenience the figure uses UML 2.0 conventions together with C++ language constructs. For an explanation of these conventions, see *UML Distilled: A Brief Guide to the Standard Object Modeling Language, Third Edition* [B1]. The containment relationships in Figure 10-6 have been chosen primarily to reflect the necessary relationships between lifetimes of potentially transient objects. For example, a receive SC can contain a succession of SAs, but never more than one per AN at a time, and all receive SAs for an SC are deleted when the receive SC ceases to exist. A paradigm of object creation and deletion is used, instead of one of data structure reuse, to express the required bounding of the lifetime of key information.

Conformance to this standard is strictly in terms of the external behavior required by this standard, as revealed through the relationship of the operation of the SecY to the operations supported by the SMiv2 MIB module (Clause 13) and to the specifications of protocols operated by the KaY. Interactions with the KaY through the LMI are wholly contained within the secure system, and there is no conformance with respect to syntactic elements that are used to describe that interface in this clause. Table 10-1 specifies performance requirements for SecY operation, including maximum delays for the execution of management operations.

In some situations it can be desirable to substitute control using SNMP for the operation of key agreement protocols, and Clause 13 provides all the necessary operations as an option. However, misuse of these operations can compromise security, and their availability (including the ability of an administrator to configure access to these operations) may be forbidden in some systems.

10.7.1 SCI

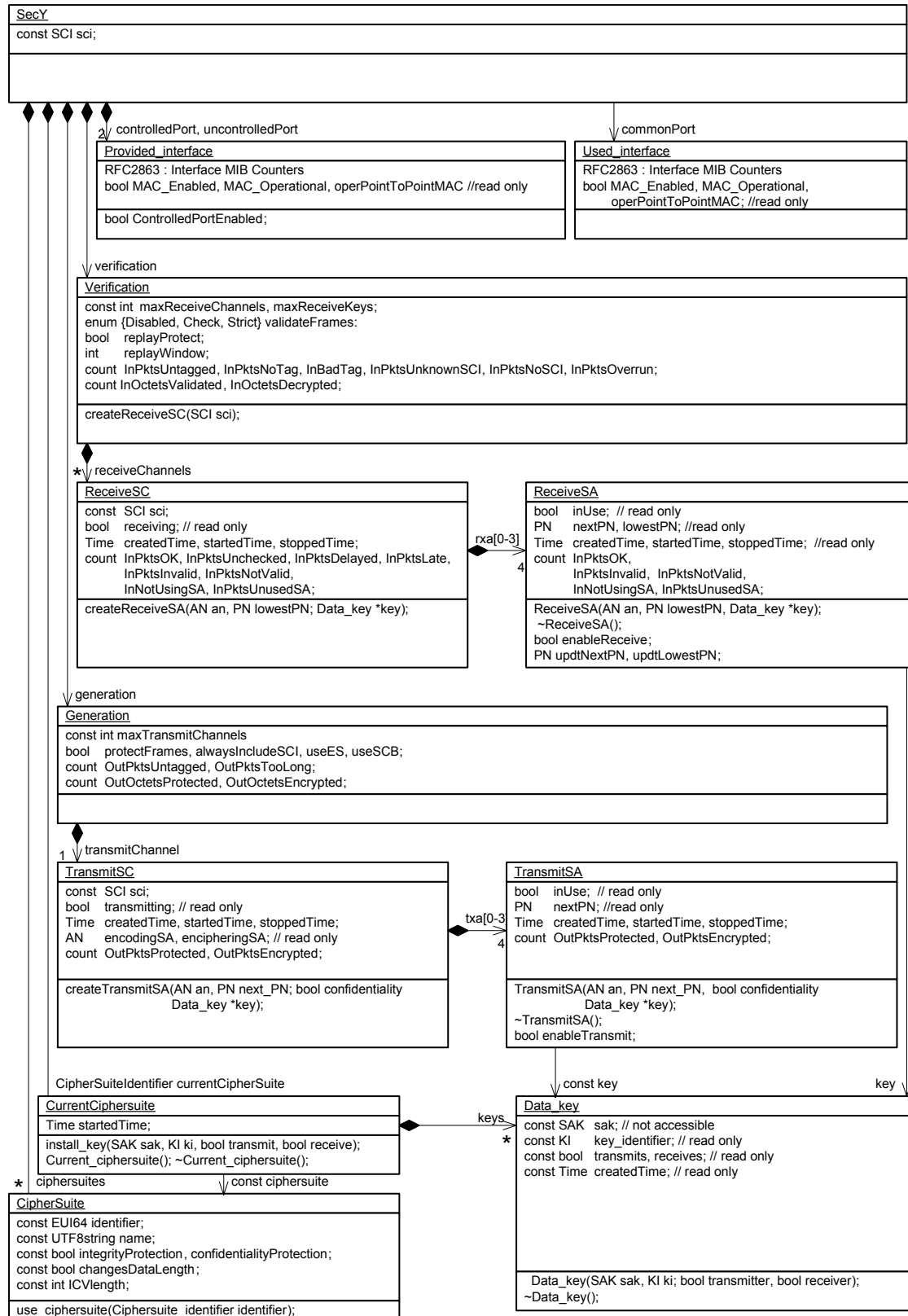
The SCI, a constant parameter of the SecY (7.1.2, 8.2.1), can be read but not written by management.

10.7.2 Uncontrolled Port status

The following status parameters are provided to the user(s) of the Uncontrolled Port, including the KaY:

- a) MAC_Enabled
- b) MAC_Operational
- c) operPointToPointMAC.

Their values are identical to those for the Common Port. They can be read but not written by management.



10.7.3 Uncontrolled Port statistics

The following statistics are provided to support RFC2863 interface MIB Counters:

- a) ifInOctets
- b) ifInUcastPkts, ifInMulticastPkts, and ifInBroadcastPkts
- c) ifInDiscards
- d) ifInErrors
- e) ifOutOctets
- f) ifOutUcastPkts, ifOutMulticastPkts, and ifOutBroadcastPkts
- g) ifOutErrors

The ifInOctets, ifInUcastPkts, ifInMulticastPkts, and ifInBroadcastPkts counts are identical to those of Common Port and are not separately recorded. The ifInDiscards and ifInErrors counts are zero, as the operation of the Uncontrolled Port provides no error checking or occasion to discard packets, beyond that provided by its users or by the entity supporting the Common Port.

The ifOutErrorscount is zero, as no checking is applied to frames transmitted by the Uncontrolled Port. The ifOutOctets, ifOutUcastPkts, ifOutMulticastPkts, and ifOutBroadcastPkts counts are the same as those for the user of the Uncontrolled Port.

10.7.4 Controlled Port status

The following status parameters are provided to the user of the Controlled Port, and can be read but not directly written by management:

- a) MAC_Enabled, True if and only if
 - 1) ControlledPortEnabled (10.7.5) is True, and
 - 2) MAC_Enabled is True for the Common Port, and
 - 3) transmitting (10.7.20) is True for the transmit SC, and
 - 4) receiving (10.7.12) is True for at least one receive SC.
- b) MAC_Operational, True if and only if
 - 1) MAC_Enabled is True, and
 - 2) MAC_Operational is True for the Common Port
- c) operPointToPointMAC, True if and only if:
 - 1) validateFrames (10.7.8) is Strict, and receiving is enabled for at most one receive channel, or
 - 2) validateFrames is not Strict, and operPointToPointMAC is True for the Common Port.

10.7.5 Controlled Port controls

The KaY uses the following parameter(s):

- a) ControlledPortEnabled

By setting ControlledPortEnabled False, the KaY can prohibit use of the Controlled Port until the secure connectivity required has been configured.

10.7.6 Controlled Port statistics

The following statistics are provided to support IETF RFC2863 interface MIB Counters:

- a) ifInOctets

- b) ifInUcastPkts, ifInMulticastPkts, and ifInBroadcastPkts
- c) ifInDiscards
- d) ifInErrors
- e) ifOutOctets
- f) ifOutUcastPkts, ifOutMulticastPkts, and ifOutBroadcastPkts
- g) ifOutErrors

The ifInOctets count is the sum of all the octets of the MSDUs delivered to the user of the Controlled Port by the Secure Frame Verification process (10.6), plus the octets of the destination and source MAC addresses.

The ifInDiscards count is the sum of all the InPktsNoTag, InPktsLate, and InPktsOverrun counts. The ifInErrors count is the sum of all the InPktsBadTag, InPktsNoSCI, InPktsNotUsingSA, and InPktsNotValid counts (10.6, Figure 10-5).

The ifOutOctets count is the sum of all the octets of the MSDUs delivered by the user of the Controlled Port to the Secure Frame Generation process (10.5), plus the octets of the destination and source MAC addresses.

The ifOutErrors count is equal to the OutPktsTooLong count (Figure 10-4). If ifOutDiscards is reported as part of RFC2863 counts, it is zero.

10.7.7 Frame verification capabilities

The SecY's frame verification capabilities are represented by the following parameters:

- a) Maximum number of receive channels
- b) Maximum number of keys in simultaneous use for reception

These parameters can be read but not written by management.

10.7.8 Frame verification controls

Frame verification is subject to the following controls, as specified in 10.6:

- a) validateFrames, taking values of Disabled, Check, or Strict, with a default of Strict.
- b) replayProtect, True or False, with a default of True.
- c) replayWindow, taking values between 0 and $2^{32}-1$, with a default of 0.

The validateFrames and replayProtect controls are provided to facilitate deployment. They can be read by management. Each may be written by management, but a conformant implementation shall provide a mechanism to allow write access by network management to be disabled for each parameter individually. If management access is prohibited to any of these parameters, its default value should be used.

10.7.9 Frame verification statistics

Any given received frame increments (10.6) exactly one of the following counts [item a) through item n)]. The following are maintained for the frame verification process as a whole:

- a) InPktsUntagged
- b) InPktsNoTag
- c) InPktsBadTag
- d) InPktsUnknownSCI
- e) InPktsNoSCI
- f) InPktsOverrun

The following are maintained only for each receive SC, and are discarded if the record of the SC is deleted by the KaY:

- g) InPktsUnchecked
- h) InPktsDelayed
- i) InPktsLate

The following are maintained for each receive SC, and for each of the four receive SAs corresponding to the last use of ANs 0 through 3 for that SC.

- j) InPktsOK
- k) InPktsInvalid
- l) InPktsNotValid
- m) InPktsNotUsingSA
- n) InPktsUnusedSA

The counts reported for each SC include those for current and prior SAs, with ANs that have since been reused. This allows useful counts to be maintained on high-speed LANs where an SA may be used for little more than 5 min, and an AN reused after 20 min. The times at which each SC and SA were, or are, in use are recorded (10.7.12, 10.7.14) and assist correlation of the statistics collected with network events.

NOTE—The counts can be correctly reported, without the need for each frame to increment separate real-time counters for the SC and an SA. A count for each SA is summed with that for the SC to respond to a request for the latter. When an SA is replaced by a successor with the same AN, its counts are added to those for the SC.

10.7.10 Frame validation statistics

Investigation or validation of the performance of the cryptographic functions is supported by maintaining counts of packets (InPktsOverrun, 10.6.3, 10.7.9) that have been discarded due to inability to validate frames at the received rate, and by accumulation of the following counts:

- a) InOctetsValidated, the number of octets of User Data recovered from received frames that were integrity protected but not encrypted;
- b) InOctetsDecrypted, the number of octets of User Data recovered from received frames that were both integrity protected and encrypted.

These counts are incremented even if the User Data recovered failed the integrity check or could not be recovered. In the latter case, an estimate of the number of User Data octets is used, as judged by the load imposed on the validation function.

10.7.11 Receive SC creation

A receive SC, with a given SCI that remains unchanged for the life of the SC, is created following a request from the KaY. Each SC has a unique SCI.

Receive SCs and SAs (10.7.13) may also be created and controlled by management, but a conformant implementation shall provide a mechanism to allow creation and setting of control parameters by network management to be disabled.

10.7.12 Receive SC status

The following status parameters can be read, but not written, by management:

- a) receiving, True if inUse (10.7.14) is True for any of the SAs for the SC, and False otherwise

- b) `createdTime`, the system time when the SC was created
- c) `startedTime`, the system time when receiving last became True for the SC
- d) `stoppedTime`, the system time when receiving last became False for the SC

When the SC is created, `receiving` is False, and `startedTime` and `stoppedTime` are equal to `createdTime`.

The record of the SC should be retained after it is no longer used, subject to the availability of system resources, to provide information about immediate past operation.

10.7.13 Receive SA creation

A receive SA is created for an existing SC on request from the KaY, with the following parameters:

- a) The association number, AN, for the SA
- b) `nextPN` (10.6, 10.6.5)
- c) `lowestPN`, the lowest acceptable PN value for a received frame (10.6, 10.6.2, 10.6.4, 10.6.5)
- d) A reference to an SAK that is unchanged for the life of the SA

Frame verification statistics (10.7.9) for the SA are set to zero when the SA is created. Any prior SA with the same AN for the SC is deleted. Creation of the SA fails unless the referenced SAK exists and is installed (i.e., is available for use). A management protocol dependent reference is associated with each SA. This reference allows each SA to be distinguished from any previously created for the same SCI and AN.

10.7.14 Receive SA status

The following parameters can be read, but not directly written, by management:

- a) `inUse`
- b) `nextPN` (10.6, 10.6.5)
- c) `lowestPN`, the lowest acceptable PN value for a received frame (10.6, 10.6.2, 10.6.4, 10.6.5)
- d) `createdTime`, the system time when the SA was created
- e) `startedTime`, the system time when `inUse` last became True for the SA
- f) `stoppedTime`, the system time when `inUse` last became False for the SA.

If `inUse` is True, and `MAC_Operational` is True for the Common Port, the SA can receive frames.

10.7.15 Receive SA control

The KaY uses the following parameters to control the use of each receive SA:

- a) `enableReceive`
- b) `updtNextPN`
- c) `updtLowestPN`

When the SA is created, `enableReceive` and `inUse` are False and the SA cannot be used to receive frames. The SA shall be able to receive, and `inUse` shall be True, when `enableReceive` is set. The SA shall stop receiving, and `inUse` shall be False, when `enableReceive` is reset.

The value of `nextPN` (or `lowestPN` as appropriate) shall be set to the greater of its existing value and the supplied of `updtNextPN` (or `updtLowestPN`). Initially, following creation, the values of `nextPN` and `lowestPN` will have been set to the values supplied by KaY.

10.7.16 Frame generation capabilities

The SecY's frame generation capabilities are represented by the following parameter(s):

- a) Maximum number of keys in simultaneous use for transmission

This parameter can be read but not written by management.

10.7.17 Frame generation controls

Frame generation is subject to the following controls:

- a) protectFrames (10.5), True or False, with a default of True
- b) alwaysIncludeSCI (10.5.3), True or False, with a default of False
- c) useES (10.5.3), True or False, with a default of False
- d) useSCB (10.5.3), True or False, with a default of False

The protectFrames control is provided to facilitate deployment. The protectFrames, alwaysIncludeSCI, useES, and useSCB controls can be read by management and may be written, but a conformant implementation shall provide a mechanism to allow write access by network management to be disabled. If management access is prohibited, the default value should be used.

10.7.18 Frame generation statistics

Any given transmitted frame (10.5) increments exactly one of the following counts [item a) through item d)]. The following are maintained for the frame generation process as a whole:

- a) OutPktsUntagged
- b) OutPktsTooLong

The following are maintained for the transmit SC and for each of the four transmit SAs corresponding to the last use of ANs 0 through 3 for that SC.

- c) OutPktsProtected
- d) OutPktsEncrypted

The counts reported for each SC include those for current and prior SAs, with ANs that have since been reused. This allows useful counts to be maintained on high-speed LANs where an SA may be used for little more than 5 min, and an AN reused after 20 min. The times at which each SC and SA were, or are, in use are recorded (10.7.20, 10.7.22) and assist correlation of the statistics collected with network events.

NOTE—The counts can be correctly reported, without the need for each frame to increment separate real-time counters for the SC and an SA. A count for each SA is summed with that for the SC to respond to a request for the latter. When an SA is replaced by a successor with the same AN, its counts are added to those for the SC.

10.7.19 Frame protection statistics

Investigation or validation of the performance of the cryptographic functions is supported by accumulation of the following counts:

- a) OutOctetsProtected, the number of octets of User Data in transmitted frames that were integrity protected but not encrypted;
- b) OutOctetsEncrypted, the number of octets of User Data in transmitted frames that were both integrity protected and encrypted.

10.7.20 Transmit SC status

The following status parameters can be read, but not directly written, by management:

- a) transmitting, True if inUse (10.7.14) is True for any of the SAs for the SC, and False otherwise
- b) encodingSA (10.5.1)
- c) encipheringSA (10.5.4)
- d) createdTime, the system time when the SC was created
- e) startedTime, the system time when transmitting last became True for the SC
- f) stoppedTime, the system time when transmitting last became False for the SC

When the SC is created, transmitting is False and startedTime and stoppedTime are equal to createdTime.

10.7.21 Transmit SA creation

An SA is created for the transmit SC on request from the KaY, with the following parameters:

- a) AN, the association number for the SA
- b) nextPN, the initial value of Transmit PN (10.5.2) for the SA
- c) confidentiality, True if the SA is to provide confidentiality as well as integrity for transmitted frames
- d) A reference to an SAK that is unchanged for the life of the SA

Frame generation statistics (10.7.18) for the SA are set to zero when the SA is created. Any prior SA with the same AN is deleted. Creation of the SA fails unless the referenced SAK exists and is installed (i.e., is available for use). A management protocol dependent reference is associated with each SA. This reference allows the transmit SA to be distinguished from any previously created with the same AN.

10.7.22 Transmit SA status

The following parameters can be read, but not directly written, by management:

- a) inUse
- b) createdTime, the system time when the SA was created
- c) startedTime, the system time when inUse last became True for the SA
- d) stoppedTime, the system time when inUse last became False for the SA.

If inUse is True, and MAC_Operational is True for the Common Port, the SA can transmit frames.

10.7.23 Transmit SA controls

The KaY uses the following parameters to control the use of each transmit SA:

- a) enableTransmit

When the SA is created, enableTransmit and inUse are False, and the SA is not used to transmit frames. The SC parameter encodingSA shall be set to the value of the AN for the SA and inUse set True, when enableTransmit is set. The SA shall stop transmitting, and inUse reset, when enableTransmit is reset.

10.7.24 Implemented Cipher Suites

The following read-only management information is provided for each Cipher Suite implemented:

- a) Cipher Suite Identifier, a globally unique 64-bit (EUI-64) identifier
- b) Cipher Suite Name, a human readable and displayable UTF-8 string

- c) integrityProtection, True if integrity protection without confidentiality can be provided
- d) confidentialityProtection, True if confidentiality with integrity protection can be provided
- e) offsetConfidentiality, True if a selectable offset for confidentiality can be provided
- f) changesDataLength, True if the data length is changed
- g) ICVlength, number of octets in the ICV

The Cipher Suite Identifier and Cipher Suite Name are both assigned by the document that specifies use of the Cipher Suite with this standard. If the Cipher Suite provides integrityProtection and confidentialityProtection, the SecY shall be capable of receiving frames with either, as signaled by the E and C bits in the SecTAG.

The confidentialityProtection parameter shall be True if and only if the Cipher Suite implementation is capable of being configured so that, when confidentiality is selected, all the octets of the MSDU are integrity and confidentiality protected.

The offsetConfidentiality parameter shall be True if and only if the Cipher Suite implementation is capable of both integrityProtection and confidentialityProtection, and of being configured so that, when confidentiality is selected, a selectable number (0, 30, or 50) of the initial octets of the MSDU are only integrity protected, and appear in the MACsec PDU immediately after the SecTAG in the order and with the values in the MSDU (Figure 8-1), while the remaining octets are confidentiality and integrity protected.

NOTE— The offsetConfidentiality capability and the specific offset values chosen are provided to facilitate deployment on IP version 4 and version 6 hosts that perform load balancing across multiple processors in a single system using the initial fields of those protocol stacks, and are not currently capable of terminating the secure association before distributing the load without incurring a significant performance penalty.

10.7.25 Cipher Suite selection

The KaY uses the following parameter to select the Current Cipher Suite:

- a) currentCipherSuite, the Cipher Suite Identifier (10.7.24) for the cipher suite

If offsetConfidentiality (10.7.24) is not False for the Cipher Suite, the following parameter is specified:

- b) confidentialityOffset, the number of initial octets of each MSDU without confidentiality protection

The **CurrentCipherSuite** is selected by the KaY. The Current Cipher Suite may also be selected and keys created by management, but a conformant implementation shall provide a mechanism to allow such selection and creation by network management to be disabled. The confidentialityOffset applies to all frames transmitted and received with confidentiality protection. If both confidentialityProtection and offsetConfidentiality are supported, then it takes the values 0, 30, and 50.

If the Current Cipher Suite is changed, all keys created for that Cipher Suite are deleted, and (as a consequence) inUse will become False for all SAs, with the further consequence that MAC_Operational will become False for the Controlled Port.

10.7.26 SAK creation

An SAK record is created on request from the KaY, with the following parameters:

- a) The SAK value
- b) A Key Identifier, used by network management to reference the key

10.7.27 SAK status

The following parameters can be read, but not directly written, by management:

- a) transmits, True if the key has been installed for transmission, i.e., can be referenced by a transmit SA
- b) receives, True if the key has been installed for reception, i.e., can be referenced by a receive SA
- c) createdTime, the system time when the SAK record was created

10.7.28 SAK controls

The KaY uses the following parameters to control the use of each SAK:

- a) enableTransmit, install the key for transmission
- b) enableReceive, install the key for reception

10.8 Addressing

Frames transmitted between end stations using the MAC Service carry the MAC Address of the source and destination peer end stations in the source and destination address fields of the frames, respectively. Communicating peer SecYs can secure communication for all or part of the path used by such frames, and are not directly addressed by the communicating peers, nor are the frames modified to include additional addresses. Each SecY does not have a MAC Address of its own, but is associated with a local entity that forms part of the secure system.

The addressing used by Key Agreement Entities and the means they use to identify SecYs within the same secure system are outside the scope of this specification.

While destination and source MAC addresses are not required to identify SecYs, they are parameters of the MAC Internal Sublayer Service (ISS) used and provided by a SecY, and are covered by the ICV, generated by a Cipher Suite implementation while remaining unencrypted. To facilitate ICV calculation and verification, all frames processed by SecYs use 48-bit MAC addresses.

10.9 Priority

While priority is a parameter of both an ISS M_UNITDATA.request and corresponding M_UNITDATA.indications, end-to-end communication of the requested priority is not a service attribute (6.1). Protocols supporting the ISS can use the requested priority to perform local actions in the originating station, and do not necessarily attempt to communicate the parameter. Accordingly, the requested and indicated priorities do not contribute to the ICV, and are not explicitly included in the encoded MSDU by a transmitting SecY.

NOTE—If communication of priority is desired, either guaranteed unchanged or available to a service provider for possible modification to meet the admission control and service characteristics of a particular network, use of the EISS in conjunction with the ISS is indicated. See Clause 7.

10.10 SecY performance requirements

Table 10-1 places requirements on SecY performance to ensure that MACsec operates correctly.

Table 10-1—SecY performance requirements

Parameter	Permitted values
SecY transmit delay	< Wire transmit time for maximum sized MPDU + (4 times wire transmit time for 64 octet MPDUs)
SecY transmit delay variance	< SecY transmit delay
SecY receive delay	< Wire transmit time for maximum sized MPDU + (4 times wire transmit time for 64 octet MPDUs)
SecY receive delay variance	< SecY receive delay
SC and SA creation and control delay	< 0.1 second
Transmit SAK install delay	< 1 second (8.2.2)
Transmit SAK switch delay	< Wire transmit time for 64 octet MPDU (8.2.2)
Receive SAK install delay	< 1 second
Receive SAK switch delay	No frame loss

All times are in seconds.

11. MAC Security in Systems

This clause specifies how MAC Security is incorporated within the architecture of

- a) End stations (11.2)
- b) MAC Bridges (11.3)
- c) VLAN-aware Bridges (11.4)
- d) Systems that incorporate Link Aggregation (11.5)
- e) Systems that incorporate Link Layer Discovery Protocol (11.6)
- f) Provider Bridges and VLAN-aware Bridges attached to Provider Bridged Networks (11.7)
- g) LANs that provide independently secured access for multiple end stations (11.8)

The figures in this clause illustrate the relative position of components within the MAC Service interface stacks (11.1) of each of these systems. Both the secure MAC Service provided by the Controlled Port and the insecure service provided to the Uncontrolled Port are shown. This clause shows MACsec as a whole, including both a SecY and its associated KaY. See Figure 10-2 for their interrelationship.

NOTE—For more information on the Controlled and Uncontrolled Ports and the operation of the SecY, see Clause 10.

11.1 MAC Service interface stacks

Each LAN MAC, e.g., that is specified in IEEE Std 802.3, is capable of providing the MAC Service directly to LLC and its clients, as illustrated in Figure 11-1.

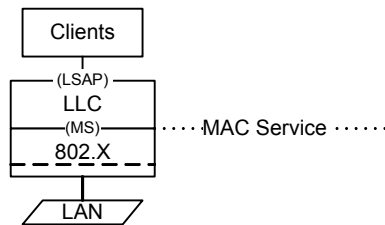


Figure 11-1—Direct support of the MAC Service by a media access method

NOTE 1—The term *802.X* refers to any one of the IEEE 802 LAN media access control method technologies.

Alternatively, media access method independent functions, such as VLAN tagging of frames (IEEE Std 802.1Q) and MAC Security (as specified by this standard), can be used to support the MAC Service or the MAC Internal Sublayer Service (ISS, IEEE Std 802.1D) or the EISS (IEEE Std 802.1Q). These functions use an ISS access point provided by media access method dependent convergence functions, as specified in Clause 6.5 of IEEE Std 802.1D and IEEE Std 802.1Q. See Figure 11-2.

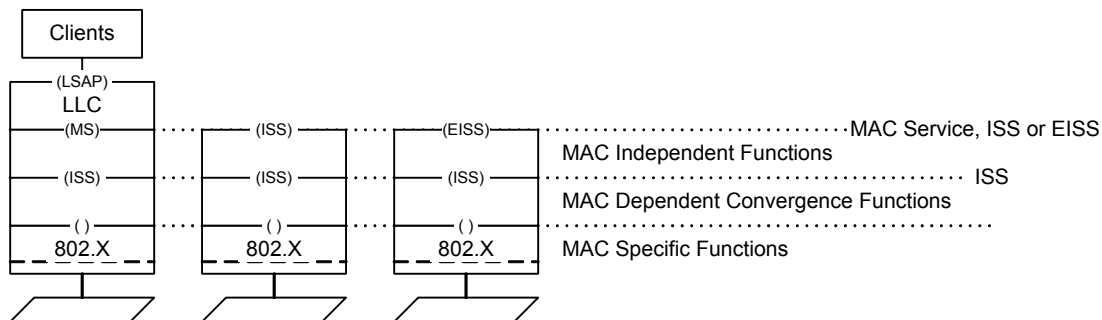


Figure 11-2—Provision of MAC Service with media-independent functions

Each SecY uses an ISS access point and provides the ISS at its Controlled and Uncontrolled Ports. This allows use of MAC Security with other media-independent functions. However, interoperability between systems using MAC Security requires not only interoperability between SecY implementations and use of the same LAN MAC technology, but also that the same, or compatible, media interface functions are used with the same relative position within the interface stack, as specified in this clause.

NOTE 2—MAC Bridges and VLAN-aware Bridges provide interoperability between access points for the MAC Service, the ISS, and the EISS, using the following common elements of those service specifications. The MAC Service, the ISS, and the EISS all use the same request and indication primitives. The parameters used by the ISS for each primitive are a superset of those of the MAC Service. An EISS access point effectively provides access to multiple ISS instances.

11.2 MACsec in end stations

The ISS provided by the SecY is trivially mapped to and from the MAC Service provided within an end station. Service indications for unwanted destination MAC addresses are discarded, and the source MAC address of service requests is that of the station. Figure 11-3 shows MAC Security as the sole media-independent function within a station.

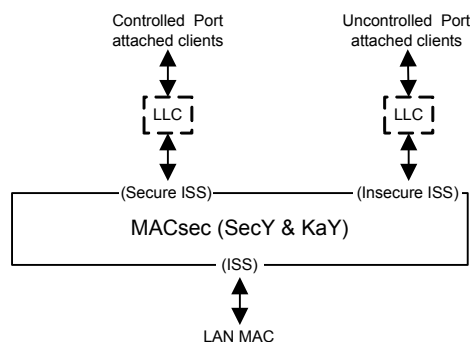


Figure 11-3—MACsec in an end station

11.3 MACsec in MAC Bridges

MAC Bridges are specified in IEEE Std 802.1D. The MAC Relay Entity forwards frames between the ISS access points supported by each of the Bridge Ports. To provide MAC Security for such a system, each of the insecure interfaces presented by a LAN supports MACsec, which in turn supports the functions described in 7.5 and 7.6 of IEEE Std 802.1D. Figure 11-4 shows a bridge with and without MACsec.

NOTE—If the MAC Bridge aggregates multiple LANs to support a single Bridge Port, each individual LAN supports its own SecY, which provides the secure MAC Service to the Link Aggregation sublayer, as specified in 11.5. Each aggregated port then provides secure service to the Bridge Port transmit and receive functions.

Figure 11-5 shows the interface stack for each of the Bridge Ports.

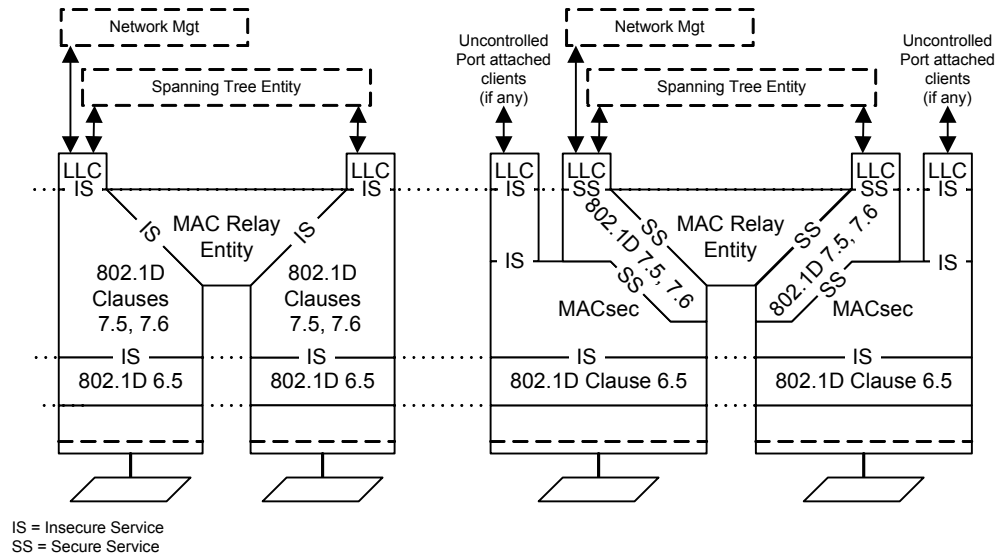


Figure 11-4—MACsec in an IEEE 802.1D MAC Bridge

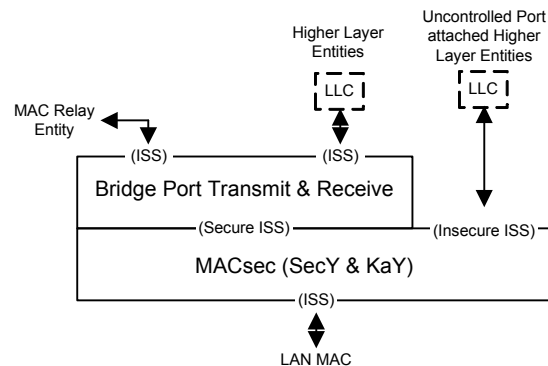


Figure 11-5— IEEE 802.1D MAC Bridge Port with MACsec

11.4 MACsec in VLAN-aware Bridges

VLAN-aware Bridges are specified in IEEE Std 802.1Q. Figure 11-6 illustrates the addition of MAC Security.

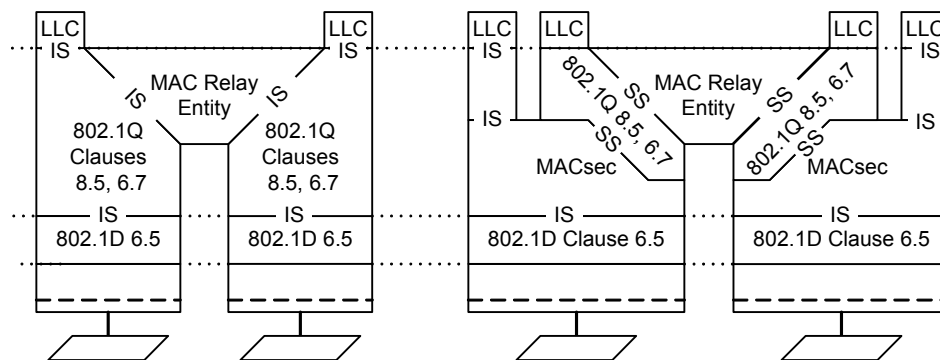


Figure 11-6—Addition of MAC Security to a VLAN-aware MAC Bridge

Figure 11-7 shows the interface stack for each of the VLAN-aware Bridge Ports.

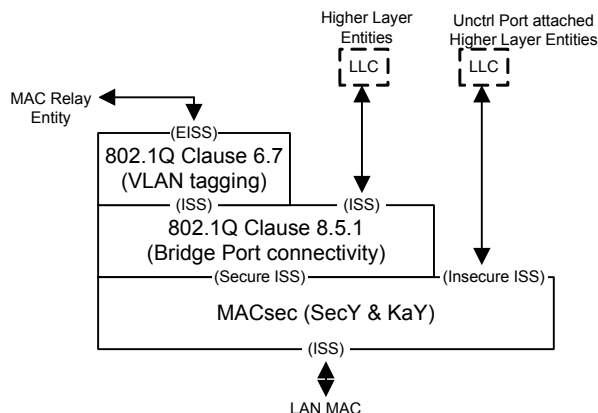


Figure 11-7— IEEE 802.1Q VLAN-aware Bridge Port with MACsec

Figure 11-8 shows the frame format and placement of the VLAN tag within the frame relative to MACsec. Thus if there is encryption, the VLAN tag is not in the clear.

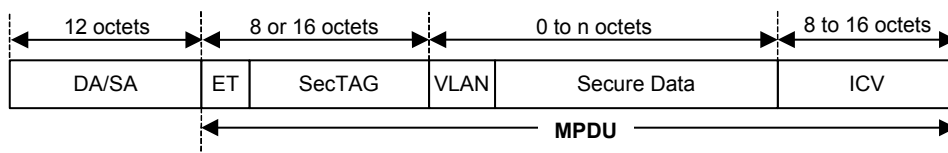


Figure 11-8—MACsec frame format showing VLAN Tag

NOTE—If the use of a protocol analyzer and other monitoring tools based on capture and analysis of packets on the wire is desired, integrity protection only, without confidentiality, should be used.

The position of MACsec, below both the Bridge Port connectivity and VLAN tagging functions, has the following consequences:

- Each Bridge Port uses a single SecY, with a single transmit SC and a single receive SC for each of the other bridges and stations attached to the LAN, to support all VLANs.
- Interoperability with MAC Bridges, that are not VLAN-aware, is supported in the same way as VLAN-aware and unaware bridges without MAC Security.
- Higher-layer entities attached to the Bridge Port, such as the Spanning Tree Protocol Entity and protocol stacks for network management, do not need to be supported by separate SecYs. In particular a MACsec protected point-to-point link between two bridges continues to function as a point-to-point link despite the end station functions associated with each Bridge Port.
- Changes in the operation of MAC Security do not cause differences in the network connectivity used by the MAC Relay Entity and in the network connectivity perceived by the Controlled Port attached higher-layer entities that execute control protocols for the relay function.

11.5 MACsec and Link Aggregation

Link Aggregation is specified in Clause 43 of IEEE Std 802.3. The service provided by two separate point-to-point LANs is combined to provide a single service interface. To provide MAC Security for such a system, two independent SecYs operate below the link aggregation sublayer. If the two links are being aggregated dynamically, as provided for by the Link Aggregation Control Protocol (LACP), the operation of

LACP will be protected. In addition, if the authentication provided by the KaYs determines that the two links do not connect to the same partner system, local system management can change the aggregation keys. Changes in link aggregation do not cause changes to the MACsec CAs, SCs, SAs, or SAKs.

NOTE 1—LACP aggregation keys have nothing to do with cryptography. See Clause 43 of IEEE Std 802.3 for details.

NOTE 2—Although specified in IEEE Std 802.3, Link Aggregation is a media access method independent function.

Figure 11-9 shows part of an interface stack with MAC Security and Link Aggregation. The insecure service access points for each of the SecYs are independently provided to the KaY associated with each SecY, and may or may not be aggregated separately.

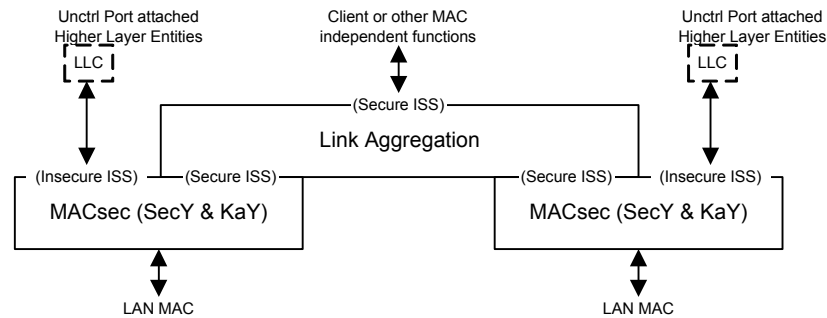


Figure 11-9—MACsec and Link Aggregation in an interface stack

Figure 11-10 shows the addition of link aggregation to the interface stack for a VLAN-aware Bridge Port that also uses MACsec.

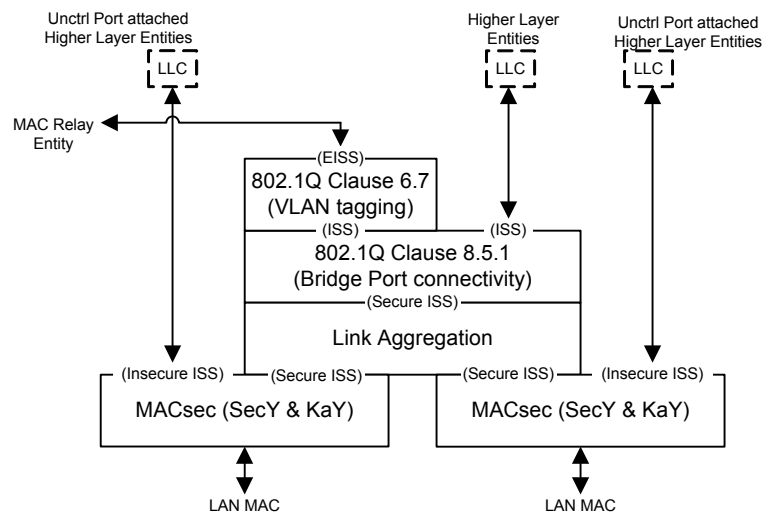


Figure 11-10—IEEE 802.1Q VLAN-aware Bridge Port with MACsec and Link Aggregation

11.6 Link Layer Discovery Protocol (LLDP)

LLDP is specified in IEEE Std 802.1AB. When used in conjunction with MACsec each LLDP Agent should make use of the Secure ISS provided by MACsec for the attached LAN as shown in Figure 11-11.

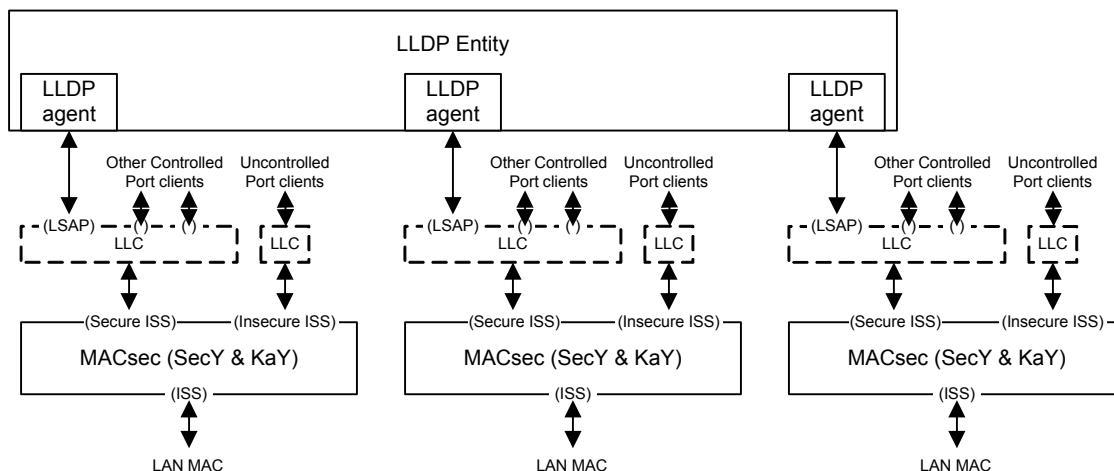


Figure 11-11—MACsec with LLDP

11.7 MACsec in Provider Bridged Networks

Provider Bridges are specified in the IEEE Std 802.1ad amendment to IEEE Std 802.1Q. Provider Bridges enable service providers to use VLANs to offer the equivalent of separate LANs to different users. Data for each of the virtual LANs is segregated within the provider's network by using a Service VLAN TAG (S-TAG) that is distinguished, by EtherType, from the Customer VLAN-TAGs (C-TAGs) used within each customer's network. See Figure 11-12.

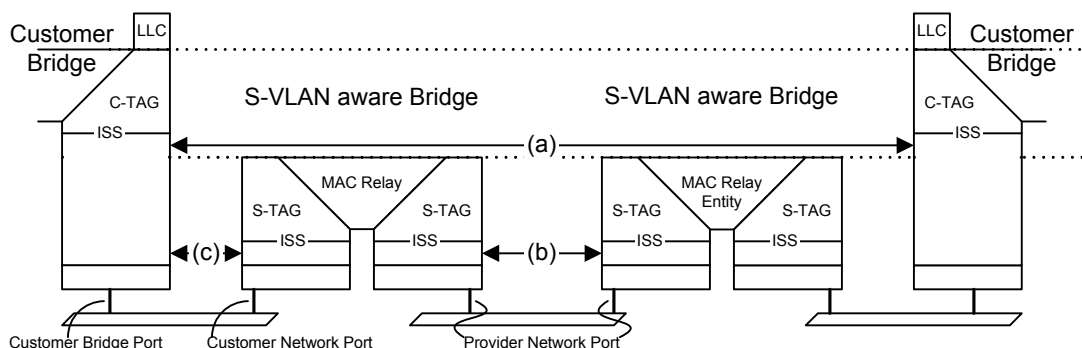


Figure 11-12—Internal organization of the MAC sublayer in a Provider Bridged Network

NOTE—Figure 11-12 is based on Figure 15-1 of IEEE Std 802.1ad-2005.

MACsec can be used to secure communication between

- A customer's bridges or other equipment, across the provider's network.
- Adjacent S-VLAN aware Bridges, within the provider's network.
- A customer's bridge and the provider's network.

If it is the customer's intention to secure only one of item a) or item c), then the use of one of the interface stacks illustrated in Figure 11-3 (for an end station), Figure 11-5 (for a MAC Bridge), or Figure 11-7 (for a VLAN-aware Bridge) within the customer equipment is sufficient.

Use of the interface stack illustrated in Figure 11-7 within the provider's S-VLAN aware Bridge Ports is sufficient to secure either item b) or item c) as required. If item c) is not to be secured, MACsec is either omitted from the interface stack for the Customer Network Port (see Figure 11-12), or the Bridge Port connectivity function (8.5.1 of IEEE Std 802.Q) uses the service provided by the Uncontrolled Port.

If it is the intention to secure both item a) and item c) from the Customer Bridge Port, then the use of two independent SecY's within the port's interface stack is required as shown in Figure 11-13.

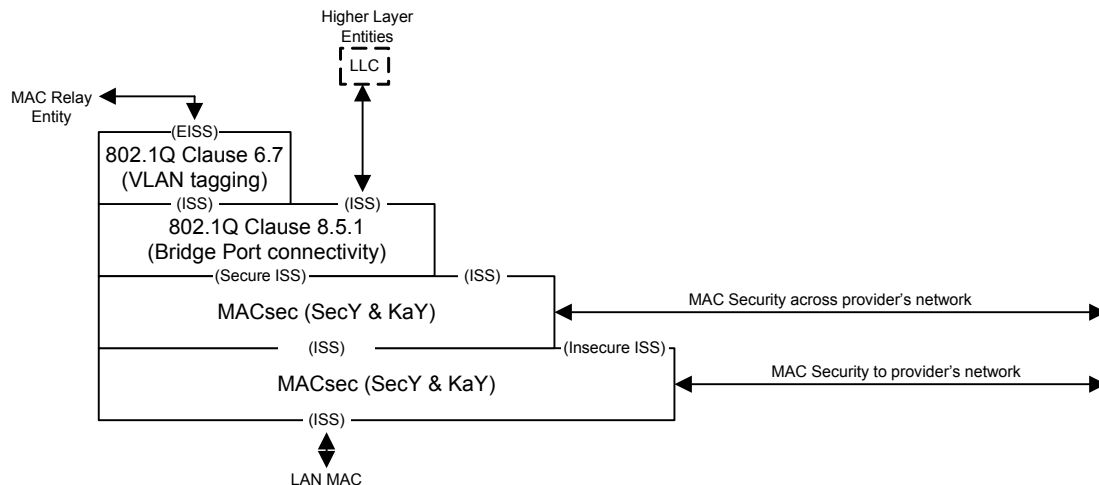


Figure 11-13—Interface stack for MAC Security to and across provider's network

Figure 11-14 shows the addition of the service access priority selection function described in 6.9 of IEEE Std 802.1ad to the interface stack of Figure 11-13, together with the use of Link Aggregation to support attachment to the provider's network with two LANs.

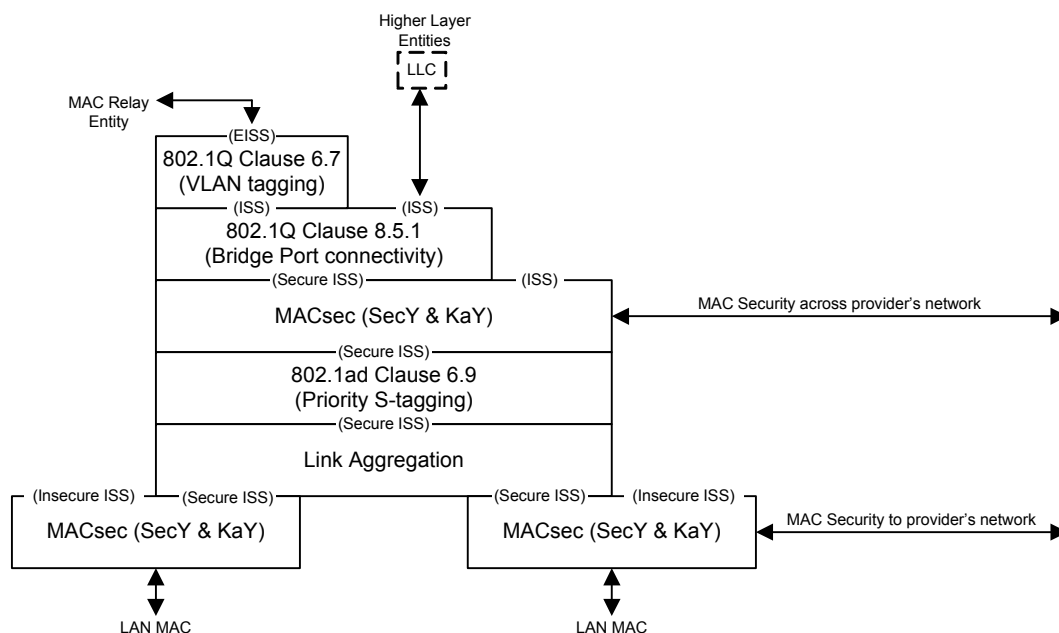


Figure 11-14—Provider network with priority selection and aggregation

11.8 MACsec and multi-access LANs

MACsec can be used to support the equivalent of multiple LANs from one station to each of a number of others using the service provided by a single LAN. Each station that connects to more than one of the multiple LANs does so by using a distinct SecY for each of those connections. MACsec frames for each of the multiple LANs are distinguished from frames for the others by the SCI of the originating SecY. The SecYs for any given station each have an SCI based on the MAC Address allocated to that station but use a different Port Identifier component (9.9). Figure 11-15 shows one station (A in the figure) with two connections, one to each of two others (B, C).

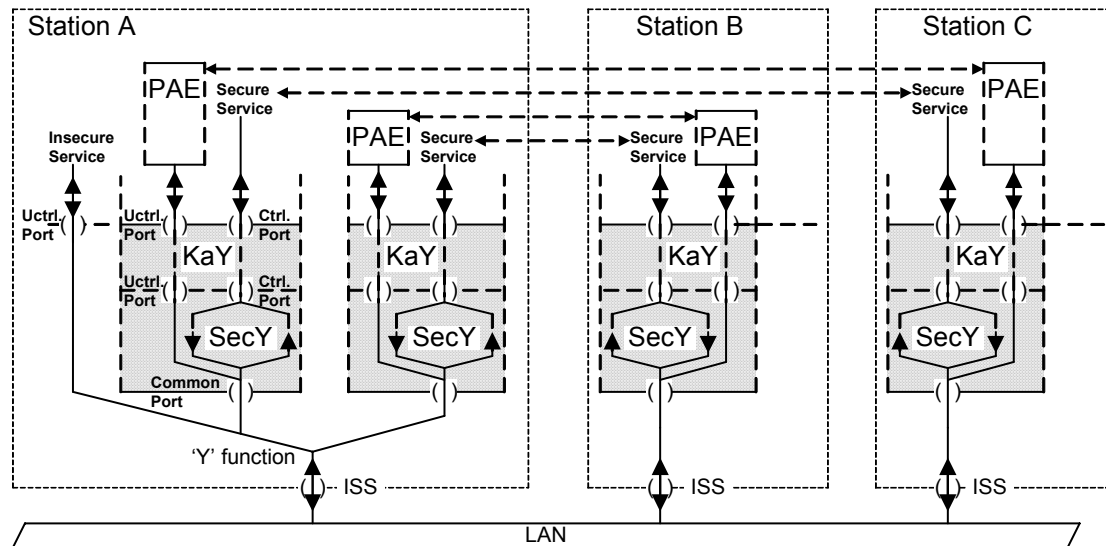


Figure 11-15—An example multi-access LAN

Frames transmitted by each SecY's Uncontrolled Port can include a SecTAG, with the same SCI value used by the SecY's Controlled Port. These frames are distinguished by setting the E bit in the SecTAG TCI True and the C bit False, and are discarded by the frame verification process for the Controlled Port (10.6). The connectivity between Uncontrolled Ports using the SecTAG thus matches the secure connectivity provided between the corresponding Controlled Ports. The protocol entities attached to the SecY's Uncontrolled Port add and remove this SecTAG as required.

Frames transmitted through a SecY's Uncontrolled Port to a multi-access LAN can omit the SecTAG, provided that only one bi-directional unicast communication is supported between any pair of stations. The recipient uses the source address of the frame to identify the peer SecY.

Each multi-access capable station also supports an Uncontrolled Port (shown to the left in station A in Figure 11-15) that allows arbitrary frames to be transmitted on the LAN and received, if they are not MACsec frames, by any of the systems. These Uncontrolled Ports support the protocols required to discover peer multi-access capable systems, and to associate SCIs (and hence SecYs and KaYs) with each connection. The entities that operate such discovery and association protocols in stations, such as station A, that are capable of supporting multiple SecYs on a single LAN, are typically capable of instantiating some number of SecYs and associated entities on demand. The Controlled Ports thus provided to higher-layer entities can be transient, and are referred to as “virtual Ports”.

Where a protocol entity for each SecY's Uncontrolled Port transmits frames without a SecTAG, it is possible for there to be no externally observable difference between the operation of entities attached to those ports and of an equivalent entity or entities attached to the Uncontrolled Port for the station as a whole. Whether to emphasize common functions or peer relationships is a choice for each protocol's specification.

Figure 11-16 shows part of an interface stack for a multi-access capable system. The ‘Y’ function can simply copy all indications from its lower service access point to all upper access points, and any request from an upper service access point to the lower access point. Each KaY and SecY will discard indications for SCIs that do not match one of their receive SCs. Alternatively, the ‘Y’ function can selectively deliver indications for known SCIs to the appropriate SecY, as instructed by the higher-layer entity responsible for virtual port creation and its association. Its detailed specification is determined by the specification of that entity.

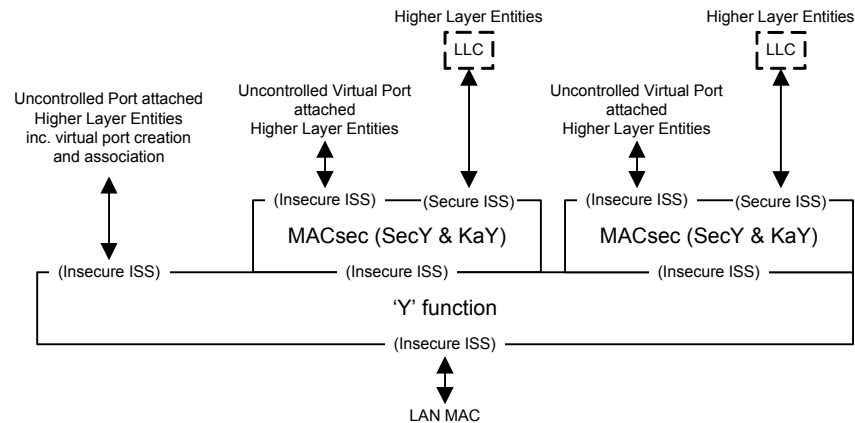


Figure 11-16—Multi-access LAN interface stack

The connectivity provided by a multi-access LAN depends on the security provided and can change as security is deployed, enabled, or disabled. Because this can lead to difficulties in the management of bridged networks, multi-access LANs should not be used to support LANs with two or more attached bridges. They are appropriate for the attachment of end stations or hosts at the periphery of the network.

12. MACsec and EPON

Clause 64 and Clause 65 of IEEE Std 802.3 specify an Ethernet passive optical network (EPON) that uses a physical fiber tree topology to provide efficient point-to-multipoint connectivity from a single OLT to one or more ONUs. Clause 64 specifies the instantiation of multiple MAC entities within the OLT, each with an associated service access point that provides point-to-point connectivity to a specific ONU separate from the connectivity provided to other ONUs. An additional MAC instance provides a Single Copy Broadcast (SCB) service access point that allows a single copy of a frame to be received by all ONUs.

MACsec provides a separate instance of the secure MAC Service to provide bi-directional connectivity between each ONU and the OLT, as illustrated in Figure 12-1, and thus ensures the confidentiality, integrity, and origin authenticity of each data frame sent and received by the OLT and each ONU. These guarantees are provided irrespective of the ability of an attacker to transmit or receive frames to or from the OLT or any ONU, even if that attacker can exactly mimic the EPON media access method specific behavior of any of the securely communicating participants.

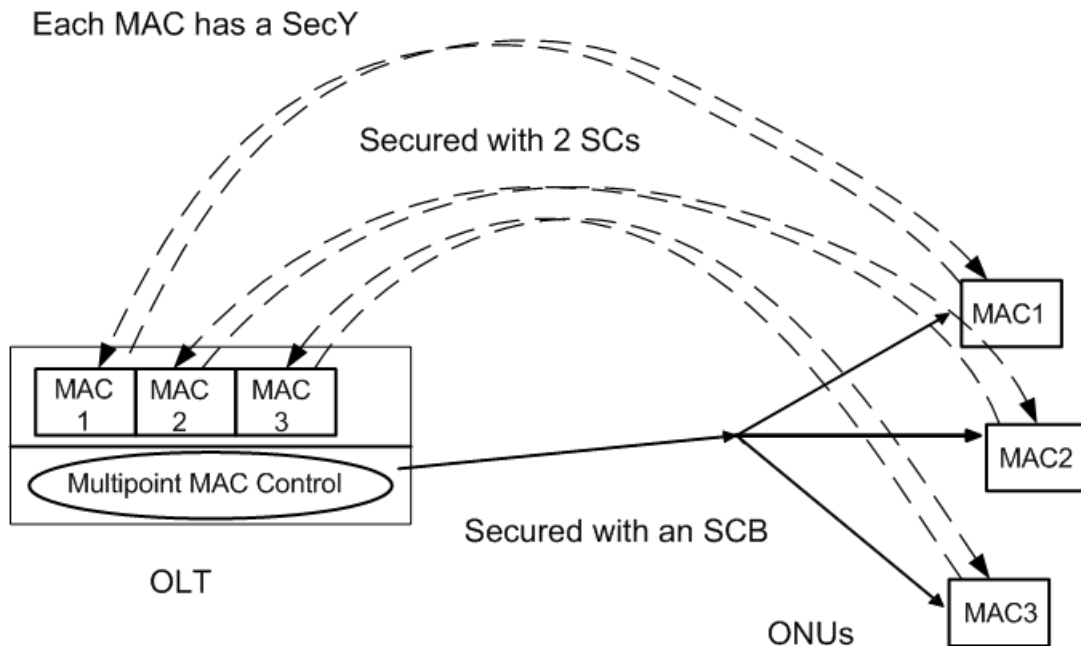


Figure 12-1—MACsec with EPON, showing SCs and SCB

In the OLT, each instance of the secure MAC Service is provided by a distinct SecY that uses the insecure instance of the MAC Service provided by one of the point-to-point MAC entities in the OLT.

The MAC Service, as specified in ISO/IEC 15802-1, does not provide point-to-multipoint unidirectional connectivity. However, MACsec can support the SCB service access point with a dedicated SC. Appropriate distribution to the ONUs of the encryption and authentication keys for the sequence of SAs that compose the SC ensures the confidentiality, integrity, and origin of each frame sent using the SCB.

NOTE 1—Since the SCB MAC interfaces in the OLT lacks a peer interface in each ONU, the keys for the sequence of SAs that support them are distributed to the Key Agreement Entities of all authorized ONUs using the insecure bi-directional MAC Service associated with each of the point-to-point MAC instances.

NOTE 2—An ONU can elect to discard frames from the SCB as these are readily identifiable by the EPON MAC. However, if such frames are received, their integrity and origin should be secured, particularly if the system comprising the ONU bridges or routes such frames. Otherwise, an attacker could use frames that appear to be sent using the SCB to penetrate the attached network, even if the point-to-point EPON connectivity has been correctly secured.

13. Management protocol

13.1 Introduction

This clause defines a portion of the Management Information Base (MIB) for use with network management protocols in the Internet community. In particular, it describes managed objects for managing the operation of MAC Security, based on the specifications contained in Clause 10 and Clause 11. This clause includes a MIB module that is compliant to SMIPv2.

13.2 The Internet-Standard Management Framework

For a detailed overview of the documents that describe the current Internet-Standard Management Framework, please refer to section 7 of IETF RFC 3410 [B8].

Managed objects are accessed via a virtual information store, termed the Management Information Base or MIB. MIB objects are generally accessed through the Simple Network Management Protocol (SNMP). Objects in the MIB are defined using the mechanisms defined in the Structure of Management Information (SMI). This memo specifies a MIB module that is compliant to the SMIPv2, which is described in IETF RFC 2578, IETF RFC 2579, and IETF RFC 2580.

13.3 Relationship to other MIBs

13.3.1 System MIB Group

It is assumed that a system implementing this MIB will also implement the “system” group defined in IETF RFC 3418 (or at least that subset of the system group defined in IETF RFC 1213).

13.3.2 Relationship to the Interfaces MIB

It is assumed that a system implementing this MIB module will implement the “interfaces” group defined in IETF RFC 2863, the Interfaces Group MIB. This MIB includes the clarifications mandated by IETF RFC 2863 for any MIB that is medium-specific or an adjunct of the Interfaces Group MIB.

The MACsec defines a secure shim layer, SecY, in the interface stack. The IEEE SecY MIB specifies the detail attributes of the secure shim layer in the interface stack. As such, it needs to integrate with IF-MIB. For interface stack diagram, please refer to Figure 13-1.

The SecY's Controlled Port is a service access point that provides one instance of the secure MAC Service, and the SecY's Uncontrolled Port is a service access point providing one instance of the insecure MAC Service. According to IETF RFC 2863 these two service access points should be defined as sublayers in the interface stack. Each should have its own conceptual row in the ifTable, though these should be created together. The two interfaces co-exist without interference—one is not “on top of” the other. The interface type for Controlled Port is defined as macSecControlledIF(231) and the interface type for Uncontrolled Port is defined as macSecUncontrolledIF(232).

The MAC_Enabled and MAC_Operational parameters (6.4) could be mapped to the ifAdminStatus and ifOperStatus objects. The ifAdminStatus object for Controlled Port interface and Uncontrolled port interface should be read only.

MIB tables in this SecY MIB represent information of the Controlled Port interface and are indexed by the interface number pointing to the Controlled Port sublayer interface in the interface stack.

The attributes in Table 13-1 are part of the required ifGeneralInformationGroup object group specified in IETF RFC 2863, and are not duplicated in the SecY MIB.

Table 13-1—Use of ifGeneralInformationGroup Objects

ifGeneralInformationGroup Objects	Use for MACsec
ifDescr	See interfaces MIB (RFC2863).
ifType	controlled port: macSecControlledIF(231). uncontrolled port: macSecUncontrolledIF(232).
ifSpeed	controlled port: same as the physical interface ifSpeed. uncontrolled port: same as the physical interface ifSpeed.
ifPhysAddress	This object should have an octet string with zero length for a SecY's controlled port and uncontrolled port.
ifAdminStatus	See interfaces MIB, read only for controlled port and uncontrolled port.
ifOperStatus	See interfaces MIB.
ifLastChange	See interfaces MIB.
ifName	See interfaces MIB.
ifLinkUpDownTrapEnable	See interfaces MIB, Default set as follows: controlled port: disabled(2). uncontrolled port: disabled(2).
ifHighSpeed	See interfaces MIB controlled port: same as the physical interfaces's ifHighSpeed. uncontrolled port: same as the physical interfaces's ifHighSpeed.
ifConnectorPresent	See interfaces MIB. Default set as follows: controlled port: false(2). uncontrolled port: false(2).
ifAlias	See interfaces MIB.
ifTableLastChange	See interfaces MIB.

The attributes in Table 13-2 are part of the required ifCounterDiscontinuityGroup object group specified in IETF RFC 2863 and are not duplicated in the SecY MIB.

Table 13-2—Use of ifCounterDiscontinuityGroup Object

ifCounterDiscontinuityGroup Object	Use for MACsec
ifCounterDiscontinuityTime	See interfaces MIB. controlled port: always 0, no discontinuity. uncontrolled port: always 0, no discontinuity.

ifStackTable will be used to identify the layer relationships between Controlled Port interface and physical interface and between Uncontrolled Port interface and physical interface. Use of ifStackTable is necessary to represent the interface stack with MACsec service capability. Please refer to Figure 13-1.

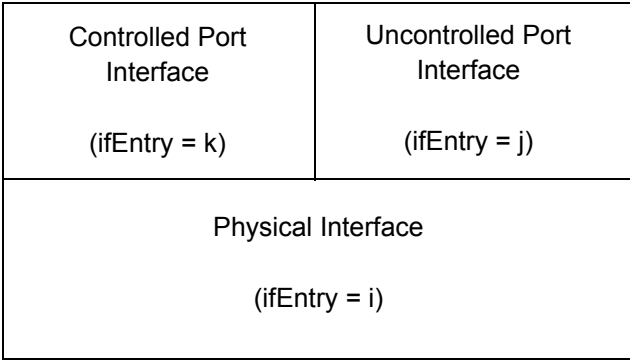


Figure 13-1—MACsec Interface Stack

The ifStackTable is then used to show the relationships between the various MACsec interfaces, as illustrated Table 13-3.

Table 13-3—Use of ifStackTable

HigherLayer	LowerLayer
J	i
k	i

The attributes in Table 13-4 are part of the required ifStackGroup2 object group specified in IETF RFC 2863, and are not duplicated in the SecY MIB.

Table 13-4—Use of ifStackGroup2 Objects

ifStackGroup2 Objects	Use for MACsec
ifStackStatus	See interfaces MIB.
ifStackLastChange	See interfaces MIB.

The use of ifPacketGroup object group specified in IETF RFC 2863 is described in 10.7.6 for Controlled Port interface and in the 10.7.3 for Uncontrolled Port interface.

The ifRcvAddressTable is not applicable for Controlled Port and Uncontrolled Port interfaces.

13.4 Security considerations

There are a number of management objects defined in this MIB module with a MAX-ACCESS clause of read-write and/or read-create. Such objects may be considered sensitive or vulnerable in some network environments. The support for SET operations in a non-secure environment without proper protection can

have a negative effect on network operations. These are the tables and objects and their sensitivity/vulnerability:

- a) `secyIfTable` contains system level information for each interface supported by the MAC security entity. SET access to this table by unauthorized persons can disable the MAC security protection functions, block network connectivity, and impact network performance. Examination of this table in comparison with the IF-MIB can identify which ports are not protected by the MAC security entity.
- b) `secyRxSASNextPN` in `secyRxSATable` provides the capability to change the replay protection window. SET access to this object by unauthorized persons can affect the MACsec replay protection function, block network connectivity, and impact network performance.

Some of the readable objects in this MIB module (i.e., objects with a MAX-ACCESS other than not-accessible) may be considered sensitive or vulnerable in some network environments. It is thus important to control even GET and/or NOTIFY access to these objects and possible to even encrypt the values of these objects when sending them over the network via SNMP.

The MIB module provides statistics from the interface level (SecY) to each secure association (SA). These statistics provide information for the diagnosis or debugging of the migration from a non-secure environment to a secure environment and can be used to observe the activities of MACsec operation. This information is useful for security monitoring by authorized personnel, but is also potentially useful to attackers so should be protected against unauthorized access.

These are the tables and objects and their sensitivity/vulnerability:

- c) `secyTxSATable` controls each transmitting SA. `secyTxSAConfidentiality` exposes whether confidentiality is supported or not for the SA. This information could help an attacker focus their attacks on traffic without confidentiality protection.
- d) `secyRxSATable` contains information about receiving SAs. `secyRxSASNextPN` is parameters used in replay protection to determine which frames should be discarded. Read access to these related parameters could allow an attacker to know the PN range that an attempted replay must fall within.
- e) `secyCipherSuiteTable` provides information about the capabilities of the cipher suites supported by the implementation. Access to this information could allow an attacker to focus their attacks on implementations with specific cipher suites and specific weaknesses, e.g., those that lack confidentiality support, or those that only support short integrity check values.
- f) `secyRxSAStatsTable` and `secyRxSCStatsTable` contain statistics for each receiving SA and each receiving SC. Read access could allow an attacker to compare these statistics with Figure 10-5 to determine which aspect of their attack failed, and to modify their attack until a different counter is incremented, indicating that they have succeeded in meeting a particular requirement.
- g) `secyStatsTable` contains statistics about the MAC security entity. This information is SecY interface level statistics information, and also read access to this information can help an attacker determine if a system might be vulnerable.
- h) The global parameters `secyMaxPeerSCs`, `secyRxMaxKeys`, and `secyTxMaxKeys` might be used by an attacker when attempting to overload the system capabilities to cause a denial of service attack.

SNMP versions prior to SNMPv3 did not include adequate security. Even if the network itself is secure (for example by using IPSec), there is no control as to who on the secure network is allowed to access and GET/SET (read/change/create/delete) the objects in this MIB module.

If SNMP is to be used, activation of the security features provided by the SNMPv3 framework (see IETF RFC 3410 [B8], section 8), including the SNMPv3 cryptographic mechanisms (for authentication and privacy) are required for the security goals of this standard to be met.

Further, implementers should not deploy SNMP versions prior to SNMPv3. Instead, implementers should deploy SNMPv3 to enable cryptographic security. It is then a customer/operator responsibility to ensure that the SNMP entity giving access to an instance of this MIB module is properly configured to give access to the objects only to those principals (users) that have legitimate rights to indeed GET or SET (change/create/delete) them.

13.5 Structure of the MIB

A single MIB module is defined in this clause. Objects in the MIB are arranged into groups. Each group is organized as a set of related objects. The overall structure and assignment of objects to their groups is shown in Table 13-5. Table 13-6 contains cross-references between the objects defined in 10.7 and the MIB objects defined in 13.6.

Table 13-5—Structure of the MIB

Grouping	Table/Objects	Contents
Reception Global Objects	secyMaxPeerSCs, secyRxMaxKeys	Global objects for maximum number of peer SCs and maximum number of keys in simultaneous for reception.
Transmission Global Objects	secyTxMacKeys	Global objects for maximum number of keys in simultaneous for transmission.
SecY Interface Management Table	secyIfTable	A collected object for managing per interface MAC security information.
SecY Transmission SC Management Table	secyTxSCTable	A collected object for providing information about the status of each transmitting SC.
SecY Transmission SAManagement Table	secyTxSATable	A collected object for providing information about the status of each transmitting SA.
SecY Reception SC Management Table	secyRxSCTable	A collected object for providing information about the status of each receiving SC.
SecY Reception SA Management Table	secyRxSATable	A collected object for providing information about the status of each receiving SA.
SecY Cipher Suite Table	secyCipherSuiteTable	Selectable cipher suites for the MAC security entity.
SecY Transmission SA Statistics Table	secyTxSAStatsTable	Statistics objects for each transmitting SA.
SecY Transmission SC Statistics Table	secyTxSCStatsTable	Statistics objects for each transmitting SC.
SecY Reception SA Statistics Table	secyRxSAStatsTable	Statistics objects for each receiving SA.
SecY Reception SC Statistics Table	secyRxSCStatsTable	Statistics objects for each receiving SC.
SecY Statistics Table	secyStatsTable	Statistics objects for each SecY.

Table 13-6—MIB object cross-reference table

Definition in 10.7	MIB Object(s)
SCI	secyTxSCI, secyRxSCI
MAC_Enabled	ifAdminStatus
MAC_Operational	ifOperStatus
adminPointToPointMAC	secyIfAdminPt2PtMAC
operPointToPointMAC	secyIfOperPt2PtMAC
Maximum number of receive channels	secyMaxPeerSCs
Maximum number of keys in simultaneous use for reception	secyRxMaxKeys
validateFrames	secyIfValidateFrames
replayProtect	secyIfReplayProtectEnable
replayWindow	secyIfReplayProtectWindow
currentCipherSuite	secyIfCurrentCipherSuite
InPktsUntagged	secyStatsRxUntaggedPkts
InPktsNoTag	secyStatsRxNoTagPkts
InPktsBadTag	secyStatsRxBadTagPkts
InPktsUnknownSCI	secyStatsRxUnknownSCIPkts
InPktsNoSCI	secyStatsRxNoSCIPkts
InPktsOverrun	secyStatsRxOverrunPkts
InPktsUnchecked	secyRxSCStatsUncheckedPkts
InPktsDelayed	secyRxSCStatsDelayedPkts
InPktsLate	secyRxSCStatsLatePkts
InPktsOK	secyRxSASStatsOKPkts
InPktsInvalid	secyRxSASStatsInvalidPkts
InPktsNotValid	secyRxSASStatsNotValidPkts
InPktsNotUsingSA	secyRxSASStatsNoUsingSAPkts
InPktsUnusedSA	secyRxSASStatsUnusedSAPkts
InOctetsValidated	secyRxSCStatsOctetsValidated
InOctetsDecrypted	secyRxSCStatsOctetsDecrypted

Table 13-6—MIB object cross-reference table (continued)

Definition in 10.7	MIB Object(s)
receive SC status	secyRxSCState
receive SC createTime	secyRxSCCreatedTime
receive SC startedTime	secyRxSCStartedTime
receive SC stoppedTime	secyRxSCStoppedTime
receive SA AN (associate number)	secyRxSA
nextPN, lowestPN, updtNextPN, updtLowestPN	secyRxSANextPN
receive SA inUse, enableReceive	secyRxSAState
A reference to an SAK that is unchanged for the life of the receiving SA	secyRxSASAKUnchanged
receive SA createTime	secyRxSACreatedTime
receive SA startedTime	secyRxSAStartedTime
receive SA stoppedTime	secyRxSAStoppedTime
Maximum number of keys in simultaneous use for transmission	secyTxMaxKeys
protectFrames	secyIfProtectFramesEnable
alwaysIncludeSCI	secyIfIncludeSCIEnable
useES	secyIfUseESEnable
useSCB	secyIfUseSCBEnable
OutPktsUntagged	secyStatsTxUntaggedPkts
OutPktsTooLong	secyStatsTxTooLongPkts
OutPktsProtected	secyTxSAStatsProtectedPkts
OutPktsEncrypted	secyTxSAStatsEncryptedPkts
OutOctetsProtected	secyTxSCStatsOctetsProtected
OutOctetsEncrypted	secyTxSCStatsOctetsEncrypted
transmit SC status	secyTxSCState
encodingSA	secyTxSCEncodingSA
encipheringSA	secyTxSCEncipheringSA
transmit SC createTime	secyTxSCCreatedTime
transmit SC startedTime	secyTxSCStartedTime

Table 13-6—MIB object cross-reference table (continued)

Definition in 10.7	MIB Object(s)
transmit SC stoppedTime	secyTxSCStoppedTime
transmit SA inUse, enableTransmit	secyTxSAState
transmit SA Packet Number, nextPN	secyTxSANextPN
transmit SA confidentiality	secyTxSAConfidentiality
A reference to an SAK that is unchanged for the life of the transmitting SA	secyTxSASAKUnchanged
transmit SA createdTime	secyTxSACreatedTime
transmit SA startedTime	secyTxSASStartedTime
transmit SA stoppedTime	secyTxSASStoppedTime
transmit SA nextPN	secyTxSANextPN
Cipher Suite Identifier	secyCipherSuiteId
Cipher Suite Name	secyCipherSuiteName
integrityProtection, confidentialityProtection	secyCipherSuiteProtection
offsetConfidentiality	secyCipherSuiteProtectionOffset
changesDataLength	secyCipherSuiteDataLengthChange
ICVlength	secyCipherSuiteICVLength

13.6 Definitions for MAC Security MIB

In the MIB definition below, should any discrepancy between the DESCRIPTION text and the corresponding definition in Clause 10 occur, the definition in Clause 10 shall take precedence.

```
-- *****
-- IEEE8021-SECY-MIB
--
-- Definitions of managed objects supporting IEEE 802.1AE MACsec.
--
-- January 2006
--
-- *****

IEEE8021-SECY-MIB DEFINITIONS ::= BEGIN

-- -----
-- IEEE802.1AE MIB
-- -----

IMPORTS
    MODULE-IDENTITY, OBJECT-TYPE, Unsigned32, Integer32, Counter32,
    Counter64
        FROM SNMPv2-SMI
    TEXTUAL-CONVENTION, RowPointer, TimeStamp, TruthValue, RowStatus
        FROM SNMPv2-TC
    SnmpAdminString
        FROM SNMP-FRAMEWORK-MIB
    MODULE-COMPLIANCE, OBJECT-GROUP
        FROM SNMPv2-CONF
    InterfaceIndex
        FROM IF-MIB
    ;

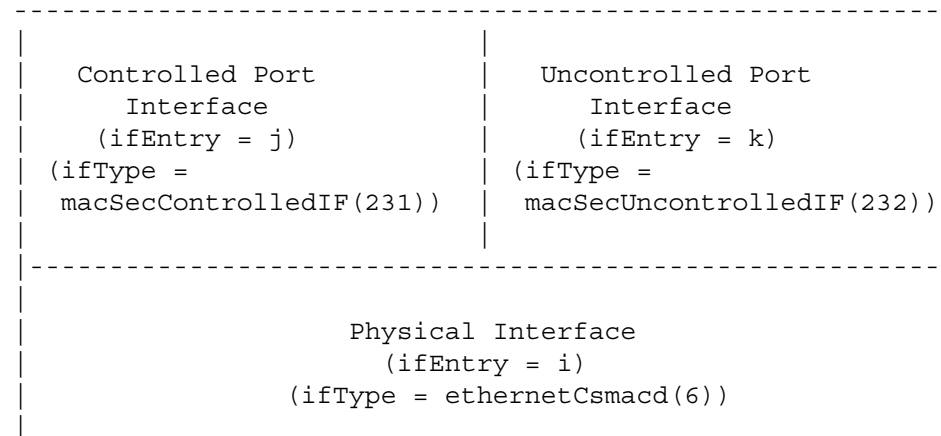
ieee8021SecyMIB MODULE-IDENTITY
    LAST-UPDATED      "200601100000Z"
    ORGANIZATION      "IEEE 802.1 Working Group"
    CONTACT-INFO
        "http://grouper.ieee.org/groups/8021/index.html"
    DESCRIPTION
        "The MAC security entity (SecY) module for managing IEEE
        802.1AE.  An SecY is the entity that operates the MAC Security
        protocol within the system.

        Each SecY transmits frames conveying secure MAC Service
        requests on a single Secure Channel (SC), and receives frames
        conveying secure service indications on separate SCs (one for
        each of the other SecYs participating in the Secure
        Connectivity Association (CA)).  A CA is a security
        relationship, established and maintained by key agreement
        protocols that comprise a fully connected subset of the
        service access points in stations attached to a single MACsec
        supported LAN.  An SC is a security relationship used to
        provide security guarantees for frames transmitted from one
```


member of a CA to the others. It is a unidirectional point to multipoint communication, and can be long lived, persisting through Secure Association Key (SAK) changes. Each SC is supported by a sequence of Secure Associations (SAs) thus allowing the periodic use of fresh keys without terminating the relationship. Each SA is supported by a single secret key, or a set of keys where the cryptographic operations used to protect one frame require more than one key.

Two different interfaces 'Controlled Port' and 'Uncontrolled Port', are associated with a SecY, and that for each instance of a SecY, two ifTable rows (one for each interface) run on top of an ifTable row representing the 'Common Port' interface, such as a row with ifType = 'ethernetCsmacd(6)'.

For example :



i, j, k are ifIndex to indicate an interface row in the ifTable.

Figure : MACsec Interface Stack

The 'Controlled Port' is the service point to provide one instance of the secure MAC service in a SecY. The 'Uncontrolled Port' is the service point to provide one instance of the insecure MAC service in a SecY."

REVISION "200601100000Z"

DESCRIPTION

"Initial version of this MIB module. Published as part of IEEE standard 802.1AE"

```
::= { iso(1) std(0) iso8802(8802) ieee802dot1(1)
      ieee802dot1mibs(1) 3 }
```

```
secyMIBNotifications OBJECT IDENTIFIER ::= { ieee8021SecyMIB 0 }
```

```
secyMIBObjects OBJECT IDENTIFIER ::= { ieee8021SecyMIB 1 }
```

```
secyMIBConformance OBJECT IDENTIFIER ::= { ieee8021SecyMIB 2 }
```

--
 -- Textual Convention
 --

SecySCI ::= TEXTUAL-CONVENTION

STATUS current

DESCRIPTION

"This textual convention indicates a Secure Channel Identifier (SCI).

Each SC is identified by an SCI, comprised of a unique 48-bit Universally Administered MAC Address, identifying the system to which the transmitting SecY belongs, concatenated with a 16-bit Port number, identifying the SecY within that system."

REFERENCE

"IEEE 802.1AE Clause 7.1.2, 10.7.1 and figure 7.7"

SYNTAX OCTET STRING (SIZE (8))

SecyAN ::= TEXTUAL-CONVENTION

DISPLAY-HINT "d"

STATUS current

DESCRIPTION

"This textual convention indicates an Association Number (AN).

Each SC is comprised of a succession of SAs, each with a different SAK. Each SA is identified by the SC identifier concatenated with a two-bit AN. The Secure Association Identifier (SAI) thus created allows the receiving SecY to identify the SA, and the SAK used to decrypt and authenticate the received frame. The AN, and the SAI, is only unique for the SAs that can be used or recorded by participating SecYs at any instant."

REFERENCE

"IEEE 802.1AE Clause 8.1.3 and figure 7.7"

SYNTAX Unsigned32 (0..3)

secyMgmtMIBObjects OBJECT IDENTIFIER ::= { secyMIBObjects 1 }

secyStatsMIBObjects OBJECT IDENTIFIER ::= { secyMIBObjects 2 }

--
 -- SecY Management Table
 --

secyIfTable OBJECT-TYPE

SYNTAX SEQUENCE OF SecyIfEntry

MAX-ACCESS not-accessible

STATUS current

DESCRIPTION

"A table of system level information for each interface supported by the MAC security entity. An entry appears in this table for each interface with MAC security capability in this

system.

For the writeable objects in this table, the configured value shall be stored in persistent memory and remain unchanged across a re-initialization of the management system of the entity."

REFERENCE

"IEEE 802.1AE Clause 10.7"

::= { secyMgmtMIBObjects 1 }

secyIfEntry OBJECT-TYPE
 SYNTAX SecyIfEntry
 MAX-ACCESS not-accessible
 STATUS current
 DESCRIPTION
 "An entry containing SecY management information applicable to
 a particular interface."
 INDEX { secyIfInterfaceIndex }
 ::= { secyIfTable 1 }

SecyIfEntry ::= SEQUENCE {
 secyIfInterfaceIndex InterfaceIndex,
 secyIfMaxPeerSCs Unsigned32,
 secyIfRxMaxKeys Unsigned32,
 secyIfTxMaxKeys Unsigned32,
 secyIfProtectFramesEnable TruthValue,
 secyIfValidateFrames INTEGER,
 secyIfReplayProtectEnable TruthValue,
 secyIfReplayProtectWindow Unsigned32,
 secyIfCurrentCipherSuite Unsigned32,
 secyIfAdminPt2PtMAC INTEGER,
 secyIfOperPt2PtMAC TruthValue,
 secyIfIncludeSCIEnable TruthValue,
 secyIfUseESEnable TruthValue,
 secyIfUseSCBEnable TruthValue
 }

secyIfInterfaceIndex OBJECT-TYPE
 SYNTAX InterfaceIndex
 MAX-ACCESS not-accessible
 STATUS current
 DESCRIPTION
 "An interface index for a port with SecY management ability.

 This interface index should be aligned with ifIndex in the
 ifTable to point to the SecY Controlled Port entity."
 REFERENCE
 "IEEE 802.1AE Clause 10.1"
 ::= { secyIfEntry 1 }

secyIfMaxPeerSCs OBJECT-TYPE
 SYNTAX Unsigned32
 UNITS "security connections"
 MAX-ACCESS read-only
 STATUS current

DESCRIPTION

"Maximum number of peer SCs that this SecY can support."

REFERENCE

"IEEE 802.1AE Clause 10.7.7"

::= { secyIfEntry 2 }

secyIfRxMaxKeys OBJECT-TYPE

SYNTAX Unsigned32

UNITS "keys"

MAX-ACCESS read-only

STATUS current

DESCRIPTION

"Maximum number of keys in simultaneous use for reception that this SecY can support."

REFERENCE

"IEEE 802.1AE Clause 10.7.7"

::= { secyIfEntry 3 }

secyIfTxMaxKeys OBJECT-TYPE

SYNTAX Unsigned32

UNITS "keys"

MAX-ACCESS read-only

STATUS current

DESCRIPTION

"Maximum number of keys in simultaneous use for transmission that this SecY can support."

REFERENCE

"IEEE 802.1AE Clause 10.7.16"

::= { secyIfEntry 4 }

secyIfProtectFramesEnable OBJECT-TYPE

SYNTAX TruthValue

MAX-ACCESS read-write

STATUS current

DESCRIPTION

"An object to enable or disable the protection function for egress frames."

REFERENCE

"IEEE 802.1AE Clause 10.5"

DEFVAL { true }

::= { secyIfEntry 5 }

secyIfValidateFrames OBJECT-TYPE

SYNTAX INTEGER {
disabled(1),
check(2),
strict(3)
}

MAX-ACCESS read-write

STATUS current

DESCRIPTION

"An object to control the validation function for ingress frames."

disabled(1) : means to disable the validation function.

check(2) : means to enable the validation function but only
for checking without filtering out invalid frames.

strict(3) : means to enable the validation function and also
strictly filter out those invalid frames."

REFERENCE

"IEEE 802.1AE Clause 10.7.8"

DEFVAL { strict }

::= { secyIfEntry 6 }

secyIfReplayProtectEnable OBJECT-TYPE

SYNTAX TruthValue

MAX-ACCESS read-write

STATUS current

DESCRIPTION

"An object to enable or disable the replay protection function."

REFERENCE

"IEEE 802.1AE Clause 10.7.8, 10.7.17"

DEFVAL { true }

::= { secyIfEntry 7 }

secyIfReplayProtectWindow OBJECT-TYPE

SYNTAX Unsigned32

UNITS "Packets"

MAX-ACCESS read-write

STATUS current

DESCRIPTION

"An object to indicate the replay protection window size. This
object only takes effect if the object secyReplayProtectEnable
is true."

REFERENCE

"IEEE 802.1AE Clause 10.7.8"

DEFVAL { 0 }

::= { secyIfEntry 8 }

secyIfCurrentCipherSuite OBJECT-TYPE

SYNTAX Unsigned32

MAX-ACCESS read-write

STATUS current

DESCRIPTION

"An object that points to an entry of the secyCipherSuiteTable
with 'active' row status to indicate the cipher Suite which this
SecY is currently using. By default, this object should point
to the default cipher suite which system provides."

REFERENCE

"IEEE 802.1AE Clause 10.7.25"

::= { secyIfEntry 9 }

secyIfAdminPt2PtMAC OBJECT-TYPE

SYNTAX INTEGER {
forceTrue(1),
forceFalse(2),

```

        auto(3)
    }
MAX-ACCESS  read-write
STATUS      current
DESCRIPTION
    "An object to control the service connectivity to at most one
    other system. The secyOperPt2PtMAC indicates operational
    status of the service connectivity for this SecY.

    forceTrue(1) : allows only one service connection to the
                  other system.

    forceFalse(2) : no restriction on the number of service
                   connections to the other systems.

    auto(3) : means the service connectivity is determined by the
             service providing entity."
```

REFERENCE

"IEEE 802.1AE Clause 6.5"

DEFVAL { auto }

::= { secyIfEntry 10 }

secyIfOperPt2PtMAC OBJECT-TYPE

SYNTAX TruthValue

MAX-ACCESS read-only

STATUS current

DESCRIPTION

"An object to reflect the current service connectivity status.

true(1) : means the service connectivity of this SecY provides
at most one other system.

false(2) : means the service connectivity of this SecY could
provide more than one other system."

REFERENCE

"IEEE 802.1AE Clause 6.5"

::= { secyIfEntry 11 }

secyIfIncludeSCIEnable OBJECT-TYPE

SYNTAX TruthValue

MAX-ACCESS read-write

STATUS current

DESCRIPTION

"An object indicates to include the SCI information in
security TAG (SecTAG) field while transmitting MACsec
frames."

REFERENCE

"IEEE 802.1AE Clause 9.3, 10.5.3, 10.7.17"

DEFVAL { false }

::= { secyIfEntry 12 }

secyIfUseESEnable OBJECT-TYPE

SYNTAX TruthValue

MAX-ACCESS read-write

```

STATUS      current
DESCRIPTION
    "An object indicates to enable the ES bit in
    security TAG (SecTAG) field while transmitting MACsec
    frames."
REFERENCE
    "IEEE 802.1AE Clause 9.3, 10.5.3, 10.7.17"
DEFVAL { false }
::= { secyIfEntry 13 }

secyIfUseSCBEnable    OBJECT-TYPE
SYNTAX      TruthValue
MAX-ACCESS  read-write
STATUS      current
DESCRIPTION
    "An object indicates to enable the SCB bit in
    security TAG (SecTAG) field while transmitting MACsec
    frames."
REFERENCE
    "IEEE 802.1AE Clause 9.3, 10.5.3, 10.7.17"
DEFVAL { false }
::= { secyIfEntry 14 }

--
-- Tx SC Management Table
--

secyTxSCTable    OBJECT-TYPE
SYNTAX      SEQUENCE OF SecyTxSCEntry
MAX-ACCESS  not-accessible
STATUS      current
DESCRIPTION
    "A table for providing information about the status of each
    transmitting SC supported by the MAC security entity."
REFERENCE
    "IEEE 802.1AE Clause 10.7.17, 10.7.20"
::= { secyMgmtMIBObjects 2 }

secyTxSCEntry    OBJECT-TYPE
SYNTAX      SecyTxSCEntry
MAX-ACCESS  not-accessible
STATUS      current
DESCRIPTION
    "An entry containing transmitting SC management information
    applicable to a particular SecY."
INDEX { secyIfInterfaceIndex }
::= { secyTxSCTable 1 }

SecyTxSCEntry ::= SEQUENCE {
    secyTxSCI          SecySCI,
    secyTxSCState      INTEGER,
    secyTxSCEncodingSA RowPointer,
    secyTxSCEncipheringSA RowPointer,
    secyTxSCCreatedTime TimeStamp,

```

```

        secyTxSCStartedTime    TimeStamp,
        secyTxSCStoppedTime    TimeStamp
    }

secyTxSCI    OBJECT-TYPE
    SYNTAX      SecySCI
    MAX-ACCESS  read-only
    STATUS      current
    DESCRIPTION
        "The SCI information for transmitting MACsec frames of the
        transmitting SC in the SecY."
    REFERENCE
        "IEEE 802.1AE Clause 7.1.2, 8.2.1, 10.7.1"
    ::= { secyTxSCEnterY 1 }

secyTxSCState    OBJECT-TYPE
    SYNTAX      INTEGER {
                    inUse(1),
                    notInUse(2)
                }
    MAX-ACCESS  read-only
    STATUS      current
    DESCRIPTION
        "The state of the current transmitting SC in the SecY.

        inUse(1) : means any of SAs for this SC is in use.

        notInUse(2) : means no SAs for this SC is in use."
    REFERENCE
        "IEEE 802.1AE Clause 10.7.20"
    ::= { secyTxSCEnterY 2 }

secyTxSCEncodingSA    OBJECT-TYPE
    SYNTAX      RowPointer
    MAX-ACCESS  read-only
    STATUS      current
    DESCRIPTION
        "The current transmitting SA in use. The row pointer will point
        to an entry in the secyTxSATable. If no such information is
        available, the value shall be the OBJECT IDENTIFIER { 0 0 }."
    REFERENCE
        "IEEE 802.1AE Clause 10.5.1, 10.7.20"
    ::= { secyTxSCEnterY 3 }

secyTxSCEncipheringSA    OBJECT-TYPE
    SYNTAX      RowPointer
    MAX-ACCESS  read-only
    STATUS      current
    DESCRIPTION
        "The previous transmitting SA in use. The row pointer will point
        to an entry in the secyTxSATable. If no such information is
        available, the value shall be the OBJECT IDENTIFIER { 0 0 }."
    REFERENCE
        "IEEE 802.1AE Clause 10.5.4, 10.7.20"

```



```

 ::= { secyTxSCEntry 4 }

secyTxSCCreatedTime    OBJECT-TYPE
    SYNTAX      TimeStamp
    MAX-ACCESS   read-only
    STATUS      current
    DESCRIPTION
        "The system time when this transmitting SC was created."
    REFERENCE
        "IEEE 802.1AE Clause 10.7.20"
 ::= { secyTxSCEntry 5 }

secyTxSCStartedTime    OBJECT-TYPE
    SYNTAX      TimeStamp
    MAX-ACCESS   read-only
    STATUS      current
    DESCRIPTION
        "The system time when this transmitting SC last started
        transmitting MACsec frames."
    REFERENCE
        "IEEE 802.1AE Clause 10.7.20"
 ::= { secyTxSCEntry 6 }

secyTxSCStoppedTime    OBJECT-TYPE
    SYNTAX      TimeStamp
    MAX-ACCESS   read-only
    STATUS      current
    DESCRIPTION
        "The system time when this transmitting SC last stopped
        transmitting MACsec frames."
    REFERENCE
        "IEEE 802.1AE Clause 10.7.20"
 ::= { secyTxSCEntry 7 }

--
-- Tx SA Management Table
--

secyTxSATable          OBJECT-TYPE
    SYNTAX      SEQUENCE OF SecyTxSAEntry
    MAX-ACCESS   not-accessible
    STATUS      current
    DESCRIPTION
        "A table for providing information about the status of each
        transmitting SA supported by the MAC security entity."
    REFERENCE
        "IEEE 802.1AE Clause 10.7.21"
 ::= { secyMgmtMIBObjects 3 }

secyTxSAEntry          OBJECT-TYPE
    SYNTAX      SecyTxSAEntry
    MAX-ACCESS   not-accessible
    STATUS      current
    DESCRIPTION

```

"An entry containing transmitting SA management information applicable to a particular SA."
INDEX { secyIfInterfaceIndex, secyTxSA }
::= { secyTxSatable 1 }

```
SecyTxSAEntry ::= SEQUENCE {
    secyTxSA                SecyAN,
    secyTxSAState           INTEGER,
    secyTxSANextPN          Unsigned32,
    secyTxSAConfidentiality TruthValue,
    secyTxSASAKUnchanged    TruthValue,
    secyTxSACreatedTime     TimeStamp,
    secyTxSASStartedTime    TimeStamp,
    secyTxSASStoppedTime    TimeStamp
}
```

```
secyTxSA      OBJECT-TYPE
    SYNTAX      SecyAN
    MAX-ACCESS  not-accessible
    STATUS      current
    DESCRIPTION
        "The association number (AN) for identifying a transmitting
        SA."
    REFERENCE
        "IEEE 802.1AE Clause 10.7.21"
    ::= { secyTxSAEntry 1 }
```

```
secyTxSAState OBJECT-TYPE
    SYNTAX      INTEGER {
                    inUse(1),
                    notInUse(2)
                }
    MAX-ACCESS  read-only
    STATUS      current
    DESCRIPTION
        "The current status of the transmitting SA.

        inUse(1) : means this SA is in use.

        notInUse(2) : means this SA is not in use."
    REFERENCE
        "IEEE 802.1AE Clause 10.7.22"
    ::= { secyTxSAEntry 2 }
```

```
secyTxSANextPN OBJECT-TYPE
    SYNTAX      Unsigned32
    MAX-ACCESS  read-only
    STATUS      current
    DESCRIPTION
        "The next packet number (PN) that will be used in transmitting
        MACsec frames in the SA."
    REFERENCE
        "IEEE 802.1AE Clause 10.7.21"
    ::= { secyTxSAEntry 3 }
```

```

secyTxSAConfidentiality    OBJECT-TYPE
    SYNTAX      TruthValue
    MAX-ACCESS  read-only
    STATUS      current
    DESCRIPTION
        "Whether this SA supports the confidentiality as well as
        integrity function in transmitting frames."
    REFERENCE
        "IEEE 802.1AE Clause 10.7.21"
    ::= { secyTxSAEntry 4 }

secyTxSASAKUnchanged      OBJECT-TYPE
    SYNTAX      TruthValue
    MAX-ACCESS  read-only
    STATUS      current
    DESCRIPTION
        "A reference to an SAK that is unchanged for the life
        of the transmitting SA."
    REFERENCE
        "IEEE 802.1AE Clause 10.7.21"
    ::= { secyTxSAEntry 5 }

secyTxSACreatedTime       OBJECT-TYPE
    SYNTAX      TimeStamp
    MAX-ACCESS  read-only
    STATUS      current
    DESCRIPTION
        "The system time when this transmitting SA was created."
    REFERENCE
        "IEEE 802.1AE Clause 10.7.22"
    ::= { secyTxSAEntry 6 }

secyTxSASTartedTime       OBJECT-TYPE
    SYNTAX      TimeStamp
    MAX-ACCESS  read-only
    STATUS      current
    DESCRIPTION
        "The system time when this transmitting SA last started
        transmitting MACsec frames."
    REFERENCE
        "IEEE 802.1AE Clause 10.7.22"
    ::= { secyTxSAEntry 7 }

secyTxSASToppedTime       OBJECT-TYPE
    SYNTAX      TimeStamp
    MAX-ACCESS  read-only
    STATUS      current
    DESCRIPTION
        "The system time when this transmitting SA last stopped
        transmitting MACsec frames."
    REFERENCE
        "IEEE 802.1AE Clause 10.7.22"
    ::= { secyTxSAEntry 8 }

```

```

--
-- Rx SC Management Table
--

secyRxSCTable      OBJECT-TYPE
    SYNTAX          SEQUENCE OF SecyRxSCEnterY
    MAX-ACCESS      not-accessible
    STATUS          current
    DESCRIPTION
        "A table for providing information about the status of each
        receiving SC supported by the MAC security entity."
    REFERENCE
        "IEEE 802.1AE Clause 10.7.11"
    ::= { secyMgmtMIBObjects 4 }

secyRxSCEnterY      OBJECT-TYPE
    SYNTAX          SecyRxSCEnterY
    MAX-ACCESS      not-accessible
    STATUS          current
    DESCRIPTION
        "An entry containing receiving SC management information
        applicable to a particular SC."
    INDEX           { secyIfInterfaceIndex, secyRxSCI }
    ::= { secyRxSCTable 1 }

SecyRxSCEnterY ::= SEQUENCE {
    secyRxSCI          SecySCI,
    secyRxSCState      INTEGER,
    secyRxSCCurrentSA  RowPointer,
    secyRxSCCreatedTime Timestamp,
    secyRxSCStartedTime Timestamp,
    secyRxSCStoppedTime Timestamp
}

secyRxSCI           OBJECT-TYPE
    SYNTAX          SecySCI
    MAX-ACCESS      not-accessible
    STATUS          current
    DESCRIPTION
        "The SCI for identifying the receiving SC in the SecY."
    REFERENCE
        "IEEE 802.1AE Clause 10.7.11"
    ::= { secyRxSCEnterY 1 }

secyRxSCState       OBJECT-TYPE
    SYNTAX          INTEGER {
                        inUse(1),
                        notInUse(2)
                    }
    MAX-ACCESS      read-only
    STATUS          current
    DESCRIPTION
        "The state of the receiving SC in the SecY."

```

inUse(1) : means any of SAs for this SC is in use.

notInUse(2) : means no SAs for this SC is in use."

REFERENCE

"IEEE 802.1AE Clause 10.7.12"

::= { secyRxSCEnter 2 }

secyRxSCCurrentSA OBJECT-TYPE

SYNTAX RowPointer

MAX-ACCESS read-only

STATUS current

DESCRIPTION

"The current receiving association number of the SC in use. The row pointer will point to an entry in the secyRxSatable. If no such information can be identified, the value of this object shall be set to the OBJECT IDENTIFIER { 0 0 }."

REFERENCE

"IEEE 802.1AE Clause 10.6.1, 10.7.13"

::= { secyRxSCEnter 3 }

secyRxSCCreatedTime OBJECT-TYPE

SYNTAX TimeStamp

MAX-ACCESS read-only

STATUS current

DESCRIPTION

"The system time when this receiving SC was created."

REFERENCE

"IEEE 802.1AE Clause 10.7.12"

::= { secyRxSCEnter 4 }

secyRxSCStartedTime OBJECT-TYPE

SYNTAX TimeStamp

MAX-ACCESS read-only

STATUS current

DESCRIPTION

"The system time when this receiving SC last started receiving MACsec frames."

REFERENCE

"IEEE 802.1AE Clause 10.7.12"

::= { secyRxSCEnter 5 }

secyRxSCStoppedTime OBJECT-TYPE

SYNTAX TimeStamp

MAX-ACCESS read-only

STATUS current

DESCRIPTION

"The system time when this receiving SC last stopped receiving MACsec frames."

REFERENCE

"IEEE 802.1AE Clause 10.7.12"

::= { secyRxSCEnter 6 }

```

--
-- Rx SA Management Table
--

secyRxSatable      OBJECT-TYPE
    SYNTAX          SEQUENCE OF SecyRxSAEntry
    MAX-ACCESS      not-accessible
    STATUS          current
    DESCRIPTION
        "A table for providing information about the status of each
        receiving SA supported by the MAC security entity."
    REFERENCE
        "IEEE 802.1AE Clause 10.7.13"
    ::= { secyMgmtMIBObjects 5 }

secyRxSAEntry      OBJECT-TYPE
    SYNTAX          SecyRxSAEntry
    MAX-ACCESS      not-accessible
    STATUS          current
    DESCRIPTION
        "An entry containing receiving SA management information
        applicable to a particular SA."
    INDEX           { secyIfInterfaceIndex, secyRxSCI, secyRxSA }
    ::= { secyRxSatable 1 }

SecyRxSAEntry ::= SEQUENCE {
    secyRxSA          SecyAN,
    secyRxSAState     INTEGER,
    secyRxSANextPN    Unsigned32,
    secyRxSASAKUnchanged TruthValue,
    secyRxSACreatedTime TimeStamp,
    secyRxSASTartedTime TimeStamp,
    secyRxSASToppedTime TimeStamp
}

secyRxSA          OBJECT-TYPE
    SYNTAX          SecyAN
    MAX-ACCESS      not-accessible
    STATUS          current
    DESCRIPTION
        "The association number (AN) for identifying a receiving
        SA."
    REFERENCE
        "IEEE 802.1AE Clause 10.7.13"
    ::= { secyRxSAEntry 1 }

secyRxSAState      OBJECT-TYPE
    SYNTAX          INTEGER {
                        inUse(1),
                        notInUse(2)
                    }
    MAX-ACCESS      read-only
    STATUS          current
    DESCRIPTION

```

"The current state for the receiving SA."

REFERENCE

"IEEE 802.1AE Clause 10.7.14"

::= { secyRxSAEntry 2 }

secyRxSAnextPN OBJECT-TYPE

SYNTAX Unsigned32

MAX-ACCESS read-write

STATUS current

DESCRIPTION

"The stored packet number (PN) for replay protection in the SA. If the PN of any receiving frames is less than the value of this object minus the value of secyReplayProtectWindow and secyReplayProtectEnable is true, the receiving frames should be discarded."

REFERENCE

"IEEE 802.1AE Clause 10.7.14, Clause 10.7.15"

::= { secyRxSAEntry 3 }

secyRxSASAKUnchanged OBJECT-TYPE

SYNTAX TruthValue

MAX-ACCESS read-only

STATUS current

DESCRIPTION

"A reference to an SAK that is unchanged for the life of the receiving SA."

REFERENCE

"IEEE 802.1AE Clause 10.7.13"

::= { secyRxSAEntry 4 }

secyRxSACreatedTime OBJECT-TYPE

SYNTAX TimeStamp

MAX-ACCESS read-only

STATUS current

DESCRIPTION

"The system time when this receiving SA was created."

REFERENCE

"IEEE 802.1AE Clause 10.7.14"

::= { secyRxSAEntry 5 }

secyRxSASTartedTime OBJECT-TYPE

SYNTAX TimeStamp

MAX-ACCESS read-only

STATUS current

DESCRIPTION

"The system time when this receiving SA last started receiving MACsec frames."

REFERENCE

"IEEE 802.1AE Clause 10.7.14"

::= { secyRxSAEntry 6 }

secyRxSASToppedTime OBJECT-TYPE

SYNTAX TimeStamp

MAX-ACCESS read-only

```

STATUS      current
DESCRIPTION
    "The system time when this receiving SA last stopped
    receiving MACsec frames."
REFERENCE
    "IEEE 802.1AE Clause 10.7.14"
 ::= { secyRxSAEntry 7 }

--
-- SecY Selectable Cipher Suites
--

secyCipherSuiteTable OBJECT-TYPE
    SYNTAX      SEQUENCE OF SecyCipherSuiteEntry
    MAX-ACCESS   not-accessible
    STATUS      current
    DESCRIPTION
        "The table of selectable cipher suites for the MAC security
        entity.

        For the writeable objects in this table, the configured value
        shall be stored in persistent memory and remain unchanged across
        a re-initialization of the management system of the entity."
    REFERENCE
        "IEEE 802.1AE Clause 10.7.24"
 ::= { secyMgmtMIBObjects 6 }

secyCipherSuiteEntry OBJECT-TYPE
    SYNTAX      SecyCipherSuiteEntry
    MAX-ACCESS   not-accessible
    STATUS      current
    DESCRIPTION
        "An entry containing the management information for a cipher
        suite."
    INDEX { secyCipherSuiteIndex }
 ::= { secyCipherSuiteTable 1 }

SecyCipherSuiteEntry ::= SEQUENCE {
    secyCipherSuiteIndex      Unsigned32,
    secyCipherSuiteId         OCTET STRING,
    secyCipherSuiteName       SnmpAdminString,
    secyCipherSuiteCapability BITS,
    secyCipherSuiteProtection BITS,
    secyCipherSuiteProtectionOffset INTEGER,
    secyCipherSuiteDataLengthChange TruthValue,
    secyCipherSuiteICVLength  Unsigned32,
    secyCipherSuiteRowStatus  RowStatus
}

secyCipherSuiteIndex OBJECT-TYPE
    SYNTAX      Unsigned32 (1..4294967295)
    MAX-ACCESS   not-accessible
    STATUS      current
    DESCRIPTION

```


"The index to recognize a Cipher Suite in the system."
 ::= { secyCipherSuiteEntry 1 }

secyCipherSuiteId OBJECT-TYPE
 SYNTAX OCTET STRING (SIZE (8))
 MAX-ACCESS read-create
 STATUS current
 DESCRIPTION
 "The identifier for the cipher suite. This is a global
 unique 64-bit (EUI-64) identifier."
 REFERENCE
 "IEEE 802.1AE Clause 10.7.24"
 ::= { secyCipherSuiteEntry 2 }

secyCipherSuiteName OBJECT-TYPE
 SYNTAX SnmpAdminString (SIZE (1..128))
 MAX-ACCESS read-create
 STATUS current
 DESCRIPTION
 "The name of the cipher suite. If the name is composed of
 multi-byte characters, the total length must fit within 128
 octets."
 REFERENCE
 "IEEE 802.1AE Clause 10.7.24"
 ::= { secyCipherSuiteEntry 3 }

secyCipherSuiteCapability OBJECT-TYPE
 SYNTAX BITS {
 integrity(0),
 confidentiality(1),
 offsetConfidentiality(2)
 }
 MAX-ACCESS read-create
 STATUS current
 DESCRIPTION
 "The capability of this cipher suite.

 integrity(0) : integrity protection capability for this
 cipher suite..

 confidentiality(1) : confidentiality protection
 capability for this cipher suite.

 offsetConfidentiality(2) : offset confidentiality protection
 capability for this cipher suite."
 REFERENCE
 "IEEE 802.1AE Clause 10.7.24, 10.7.25"
 ::= { secyCipherSuiteEntry 4 }

secyCipherSuiteProtection OBJECT-TYPE
 SYNTAX BITS {
 integrity(0),
 confidentiality(1),
 offsetConfidentiality(2)
 }

```

    }
MAX-ACCESS  read-create
STATUS      current
DESCRIPTION

```

"The protection options of this cipher suite. The options should depend on the object secyCipherSuiteCapability.

If the value of secyCipherSuiteCapability is only integrity bit on, users can only choose to turn on integrity bit for this object.

If the value of secyCipherSuiteCapability is integrity and confidentiality bits on, users can choose to turn on integrity or confidentiality bits, but if confidentiality bit is on, the integrity bit has to be on.

If the value of secyCipherSuiteCapability is integrity and offsetConfidentiality bits on, users can choose to turn on integrity or offsetConfidentiality bits, but if offsetConfidentiality bit is on, the integrity bit has to be on.

If the value of secyCipherSuiteCapability is integrity and confidentiality and offsetConfidentiality bits on, users can choose to turn on integrity or confidentiality or offsetConfidentiality bits, but if confidentiality or offsetConfidentiality bits are on, the integrity bit has to be on.

integrity(0) : on or off the function of supporting integrity protection for this cipher suite.

confidentiality(1) : on or off the function of supporting confidentiality for this cipher suite.

offsetConfidentiality(2) : on or off the function of supporting offset confidentiality for this cipher suite."

REFERENCE

"IEEE 802.1AE Clause 10.7.24, 10.7.25"

```
DEFVAL { { integrity } }
```

```
::= { secyCipherSuiteEntry 5 }
```

```
secyCipherSuiteProtectionOffset  OBJECT-TYPE
```

```
SYNTAX      Integer32 (0 | 30 | 50)
```

```
UNITS       "bytes"
```

```
MAX-ACCESS  read-create
```

```
STATUS      current
```

DESCRIPTION

"The confidentiality protection offset options of this cipher suite. The options should depend on the choice of secyCipherSuiteProtection.

If the value of secyCipherSuiteProtection only turns on integrity bit, users can only choose 0 byte for this

object.

If the value of secyCipherSuiteProtection only turns on integrity and confidentiality bits, users can only choose 0 byte for this object.

If the value of secyCipherSuiteProtection only turns on integrity and offsetConfidentiality bits, users can choose 30 or 50 bytes for this object.

If the value of secyCipherSuiteProtection turns on integrity and confidentiality and offsetConfidentiality bits, users can choose 0 or 30 or 50 bytes for this object."

REFERENCE

"IEEE 802.1AE Clause 10.7.24, 10.7.25"

DEFVAL { 0 }

::= { secyCipherSuiteEntry 6 }

secyCipherSuiteDataLengthChange OBJECT-TYPE

SYNTAX TruthValue

MAX-ACCESS read-create

STATUS current

DESCRIPTION

"This indicates whether the data length will be changed after encryption by the cipher suite."

REFERENCE

"IEEE 802.1AE Clause 10.7.24"

::= { secyCipherSuiteEntry 7 }

secyCipherSuiteICVLength OBJECT-TYPE

SYNTAX Unsigned32 (8..16)

UNITS "octets"

MAX-ACCESS read-create

STATUS current

DESCRIPTION

"The length of integrity check value (ICV) field."

REFERENCE

"IEEE 802.1AE Clause 10.7.24"

::= { secyCipherSuiteEntry 8 }

secyCipherSuiteRowStatus OBJECT-TYPE

SYNTAX RowStatus

MAX-ACCESS read-create

STATUS current

DESCRIPTION

"The object to create the paramaters for the supported Cipher Suites in the system. If the specified secyCipherSuiteId object information is not supported in the system or the secyCipherSuiteCapability object is not matched the capability of the corresponding specified Cipher Suite in the same entry, the corresponding entry should not be active, i.e., this object should not be 'active' or 'notInService'."

REFERENCE

```

        "IEEE 802.1AE Clause 10.7.24"
        ::= { secyCipherSuiteEntry 9 }

--
-- Statistics Information
--

--
-- TX SA Statistics Information
--

secyTxSASStatsTable      OBJECT-TYPE
    SYNTAX      SEQUENCE OF SecyTxSASStatsEntry
    MAX-ACCESS  not-accessible
    STATUS      current
    DESCRIPTION
        "A table that contains the statistics objects for each
        transmitting SA in the MAC security entity."
    REFERENCE
        "IEEE 802.1AE Clause 10.7.18, figure 10.4"
    ::= { secyStatsMIBObjects 1 }

secyTxSASStatsEntry      OBJECT-TYPE
    SYNTAX      SecyTxSASStatsEntry
    MAX-ACCESS  not-accessible
    STATUS      current
    DESCRIPTION
        "The entry holds the statistics for a transmitting SA.  An SA
        may be reused once a while.

        When starting using the SA, the counters of the SA should
        start at 0.

        When stopping using the SA, the counters will be stopped
        incrementing.

        The timestamps of starting and stopping time are recorded in
        the secyTxSATable."
    AUGMENTS { secyTxSAEntry }
    ::= { secyTxSASStatsTable 1 }

SecyTxSASStatsEntry ::= SEQUENCE {
    secyTxSASStatsProtectedPkts      Counter32,
    secyTxSASStatsEncryptedPkts      Counter32
}

secyTxSASStatsProtectedPkts      OBJECT-TYPE
    SYNTAX      Counter32
    UNITS       "Packets"
    MAX-ACCESS  read-only
    STATUS      current
    DESCRIPTION
        "The number of integrity protected but not encrypted packets
        for this transmitting SA."

```

REFERENCE

"IEEE 802.1AE Clause 10.7.18, figure 10.4"

::= { secyTxSASStatsEntry 1 }

secyTxSASStatsEncryptedPkts OBJECT-TYPE

SYNTAX Counter32

UNITS "Packets"

MAX-ACCESS read-only

STATUS current

DESCRIPTION

"The number of integrity protected and encrypted packets for this transmitting SA."

REFERENCE

"IEEE 802.1AE Clause 10.7.18, figure 10.4"

::= { secyTxSASStatsEntry 2 }

--

-- TX SC Statistics Information

--

secyTxSCStatsTable OBJECT-TYPE

SYNTAX SEQUENCE OF SecyTxSCStatsEntry

MAX-ACCESS not-accessible

STATUS current

DESCRIPTION

"A table that contains statistics information for each transmitting SC in the MAC security entity."

REFERENCE

"IEEE 802.1AE Clause 10.7.18, 10.7.19, figure 10.4"

::= { secyStatsMIBObjects 2 }

secyTxSCStatsEntry OBJECT-TYPE

SYNTAX SecyTxSCStatsEntry

MAX-ACCESS not-accessible

STATUS current

DESCRIPTION

"The entry contains the counters of a transmitting SC. Since some counters in the transmitting SA will be reset while the SA is reused, in order to maintain complete statistics information for the SC, the counters information on the SAs need to be kept in the SC.

Those counters that may be reset are :

secyTxSASStatsProtectedPkts,

secyTxSASStatsEncryptedPkts

Each counter for a SC is in the summation of the corresponding counter information for all the SAs, current and prior SAs, belonging to this SC."

AUGMENTS { secyTxSCEntry }

::= { secyTxSCStatsTable 1 }

SecyTxSCStatsEntry ::= SEQUENCE {

secyTxSCStatsProtectedPkts Counter64,

```

    secyTxSCStatsEncryptedPkts      Counter64,
    secyTxSCStatsOctetsProtected    Counter64,
    secyTxSCStatsOctetsEncrypted    Counter64
}

secyTxSCStatsProtectedPkts      OBJECT-TYPE
    SYNTAX      Counter64
    UNITS       "Packets"
    MAX-ACCESS  read-only
    STATUS      current
    DESCRIPTION
        "The number of integrity protected but not encrypted packets
        for this transmitting SC."
    REFERENCE
        "IEEE 802.1AE Clause 10.7.18, figure 10.4"
    ::= { secyTxSCStatsEntry 1 }

secyTxSCStatsEncryptedPkts      OBJECT-TYPE
    SYNTAX      Counter64
    UNITS       "Packets"
    MAX-ACCESS  read-only
    STATUS      current
    DESCRIPTION
        "The number of integrity protected and encrypted packets for
        this transmitting SC."
    REFERENCE
        "IEEE 802.1AE Clause 10.7.18, figure 10.4"
    ::= { secyTxSCStatsEntry 4 }

secyTxSCStatsOctetsProtected    OBJECT-TYPE
    SYNTAX      Counter64
    UNITS       "Octets"
    MAX-ACCESS  read-only
    STATUS      current
    DESCRIPTION
        "The number of plain text octets that are integrity protected
        but not encrypted on the transmitting SC."
    REFERENCE
        "IEEE 802.1AE Clause 10.7.19, figure 10.4"
    ::= { secyTxSCStatsEntry 10 }

secyTxSCStatsOctetsEncrypted    OBJECT-TYPE
    SYNTAX      Counter64
    UNITS       "Octets"
    MAX-ACCESS  read-only
    STATUS      current
    DESCRIPTION
        "The number of plain text octets that are integrity protected
        and encrypted on the transmitting SC."
    REFERENCE
        "IEEE 802.1AE Clause 10.7.19, figure 10.4"
    ::= { secyTxSCStatsEntry 11 }

```

--

```
-- RX SA Statistics Information
--
```

```
secyRxSASStatsTable    OBJECT-TYPE
    SYNTAX      SEQUENCE OF SecyRxSASStatsEntry
    MAX-ACCESS  not-accessible
    STATUS      current
    DESCRIPTION
        "A table that contains the statistics objects for each
        receiving SA in the MAC security entity."
    REFERENCE
        "IEEE 802.1AE Clause 10.7.9, figure 10.5"
    ::= { secyStatsMIBObjects 3 }

secyRxSASStatsEntry    OBJECT-TYPE
    SYNTAX      SecyRxSASStatsEntry
    MAX-ACCESS  not-accessible
    STATUS      current
    DESCRIPTION
        "The entry holds the statistics for a receiving SA.  An SA
        may be reused once a while.

        When starting using the SA, the counters of the SA should
        start at 0.

        When stopping using the SA, the counters will be stopped
        incrementing.

        The timestamps of starting and stopping time are recorded in
        the secyRxSASStatsTable."
    AUGMENTS { secyRxSAEntry }
    ::= { secyRxSASStatsTable 1 }

SecyRxSASStatsEntry ::= SEQUENCE {
    secyRxSASStatsUnusedSAPkts    Counter32,
    secyRxSASStatsNoUsingSAPkts   Counter32,
    secyRxSASStatsNotValidPkts    Counter32,
    secyRxSASStatsInvalidPkts     Counter32,
    secyRxSASStatsOKPkts          Counter32
}

secyRxSASStatsUnusedSAPkts    OBJECT-TYPE
    SYNTAX      Counter32
    UNITS       "Packets"
    MAX-ACCESS  read-only
    STATUS      current
    DESCRIPTION
        "For this SA which is not currently in use, the number of
        received, unencrypted, packets with secyValidateFrames
        not in the strict mode."
    REFERENCE
        "IEEE 802.1AE Clause 10.7.9, figure 10.5"
    ::= { secyRxSASStatsEntry 1 }
```

```

secyRxSASStatsNoUsingSAPkts    OBJECT-TYPE
    SYNTAX      Counter32
    UNITS       "Packets"
    MAX-ACCESS  read-only
    STATUS      current
    DESCRIPTION
        "For this SA which is not currently in use, the number of
         received packets that have been discarded, and have
         either the packets encrypted or the secyValidateFrames set to
         strict mode."
    REFERENCE
        "IEEE 802.1AE Clause 10.7.9, figure 10.5"
    ::= { secyRxSASStatsEntry 4 }

```

```

secyRxSASStatsNotValidPkts     OBJECT-TYPE
    SYNTAX      Counter32
    UNITS       "Packets"
    MAX-ACCESS  read-only
    STATUS      current
    DESCRIPTION
        "For this SA, the number discarded packets with the
         condition that the packets are not valid and one of the
         following conditions are true: either secyValidateFrames in
         strict mode or the packets encrypted."
    REFERENCE
        "IEEE 802.1AE Clause 10.7.9, figure 10.5"
    ::= { secyRxSASStatsEntry 13 }

```

```

secyRxSASStatsInvalidPkts      OBJECT-TYPE
    SYNTAX      Counter32
    UNITS       "Packets"
    MAX-ACCESS  read-only
    STATUS      current
    DESCRIPTION
        "For this SA, the number of packets with the condition
         that the packets are not valid and secyValidateFrames is in
         check mode."
    REFERENCE
        "IEEE 802.1AE Clause 10.7.9, figure 10.5"
    ::= { secyRxSASStatsEntry 16 }

```

```

secyRxSASStatsOKPkts           OBJECT-TYPE
    SYNTAX      Counter32
    UNITS       "Packets"
    MAX-ACCESS  read-only
    STATUS      current
    DESCRIPTION
        "For this SA, the number of validated packets."
    REFERENCE
        "IEEE 802.1AE Clause 10.7.9, figure 10.5"
    ::= { secyRxSASStatsEntry 25 }

```

```

--
-- RX SC Statistics Information

```


--

```

secyRxSCStatsTable      OBJECT-TYPE
    SYNTAX      SEQUENCE OF SecyRxSCStatsEntry
    MAX-ACCESS  not-accessible
    STATUS      current
    DESCRIPTION
        "A table for the statistics information of each receiving SC
        supported by the MAC security entity."
    REFERENCE
        "IEEE 802.1AE Clause 10.7.9, 10.7.10, figure 10.5"
    ::= { secyStatsMIBObjects 4 }

secyRxSCStatsEntry      OBJECT-TYPE
    SYNTAX      SecyRxSCStatsEntry
    MAX-ACCESS  not-accessible
    STATUS      current
    DESCRIPTION
        "The entry contains the counters of a receiving SC. Since some
        counters in the receiving SA will be reset while the SA is
        reused, in order to maintain complete statistics information
        for the SC, the counters information on the SAs need to be kept
        in the SC.

        Those counters that may be reset are :
        secyRxSASStatsUnusedSAPkts,
        secyRxSASStatsNoUsingSAPkts,
        secyRxSASStatsNotValidPkts,
        secyRxSASStatsInvalidPkts,
        secyRxSASStatsOKPkts

        Each counter for a SC is in the summation of the corresponding
        counter information for all the SAs, current and prior SAs,
        belonging to this SC."
    AUGMENTS { secyRxSCEntry }
    ::= { secyRxSCStatsTable 1 }

SecyRxSCStatsEntry ::= SEQUENCE {
    secyRxSCStatsUnusedSAPkts      Counter64,
    secyRxSCStatsNoUsingSAPkts     Counter64,
    secyRxSCStatsLatePkts          Counter64,
    secyRxSCStatsNotValidPkts      Counter64,
    secyRxSCStatsInvalidPkts       Counter64,
    secyRxSCStatsDelayedPkts       Counter64,
    secyRxSCStatsUncheckedPkts     Counter64,
    secyRxSCStatsOKPkts            Counter64,
    secyRxSCStatsOctetsValidated   Counter64,
    secyRxSCStatsOctetsDecrypted   Counter64
}

secyRxSCStatsUnusedSAPkts      OBJECT-TYPE
    SYNTAX      Counter64
    UNITS       "Packets"
    MAX-ACCESS  read-only

```

STATUS current

DESCRIPTION

"The summation of counter secyRxSASStatsUnusedSAPkts information for all the SAs which belong to this SC.

Since the secyRxSASStatsUnusedSAPkts counters in the SAs will be reset, in order to maintain complete statistics information for the SC, the counter information on the SAs need to be kept in the SC."

REFERENCE

"IEEE 802.1AE Clause 10.7.9, figure 10.5"

::= { secyRxSCStatsEntry 1 }

secyRxSCStatsNoUsingSAPkts OBJECT-TYPE

SYNTAX Counter64

UNITS "Packets"

MAX-ACCESS read-only

STATUS current

DESCRIPTION

"The summation of counter secyRxSASStatsNoUsingSAPkts information for all the SAs which belong to this SC.

Since the secyRxSASStatsNoUsingSAPkts counters in the SAs will be reset, in order to maintain complete statistics information for the SC, the counter information on the SAs need to be kept in the SC."

REFERENCE

"IEEE 802.1AE Clause 10.7.9, figure 10.5"

::= { secyRxSCStatsEntry 2 }

secyRxSCStatsLatePkts OBJECT-TYPE

SYNTAX Counter64

UNITS "Packets"

MAX-ACCESS read-only

STATUS current

DESCRIPTION

"For this SC, the number of received packets that have been discarded with the condition : secyReplayProtect is equal to true and the PN of the packet is lower than the lower bound replay check PN."

REFERENCE

"IEEE 802.1AE Clause 10.7.9, figure 10.5"

::= { secyRxSCStatsEntry 3 }

secyRxSCStatsNotValidPkts OBJECT-TYPE

SYNTAX Counter64

UNITS "Packets"

MAX-ACCESS read-only

STATUS current

DESCRIPTION

"The summation of counter secyRxSASStatsNotValidPkts information for all the SAs which belong to this SC.

Since the secyRxSASStatsNotValidPkts counters in the SAs

will be reset, in order to maintain complete statistics information for the SC, the counter information on the SAs need to be kept in the SC."

REFERENCE

"IEEE 802.1AE Clause 10.7.9, figure 10.5"

::= { secyRxSCStatsEntry 4 }

secyRxSCStatsInvalidPkts OBJECT-TYPE

SYNTAX Counter64

UNITS "Packets"

MAX-ACCESS read-only

STATUS current

DESCRIPTION

"The summation of counter secyRxSASStatsInvalidPkts information for all the SAs which belong to this SC.

Since the secyRxSASStatsInvalidPkts counters in the SAs will be reset, in order to maintain complete statistics information for the SC, the counter information on the SAs need to be kept in the SC."

REFERENCE

"IEEE 802.1AE Clause 10.7.9, figure 10.5"

::= { secyRxSCStatsEntry 5 }

secyRxSCStatsDelayedPkts OBJECT-TYPE

SYNTAX Counter64

UNITS "Packets"

MAX-ACCESS read-only

STATUS current

DESCRIPTION

"For this SC, the number of packets with the condition that the PN of the packets is lower than the lower bound replay protection PN."

REFERENCE

"IEEE 802.1AE Clause 10.7.9, figure 10.5"

::= { secyRxSCStatsEntry 6 }

secyRxSCStatsUncheckedPkts OBJECT-TYPE

SYNTAX Counter64

UNITS "Packets"

MAX-ACCESS read-only

STATUS current

DESCRIPTION

"For this SC, the number of packets with the following condition:
 -secyValidateFrames is disabled or
 -secyValidateFrames is not disabled and the packet is not encrypted and the integrity check has failed or
 -secyValidateFrames is not disabled and the packet is encrypted and integrity check has failed."

REFERENCE

"IEEE 802.1AE Clause 10.7.9, figure 10.5"

::= { secyRxSCStatsEntry 7 }

```

secyRxSCStatsOKPkts          OBJECT-TYPE
    SYNTAX      Counter64
    UNITS       "Packets"
    MAX-ACCESS  read-only
    STATUS      current
    DESCRIPTION
        "The summation of counter secyRxSASStatsOKPkts
        information for all the SAs which belong to this SC.

        Since the secyRxSASStatsOKPkts counters in the SAs
        will be reset, in order to maintain complete statistics
        information for the SC, the counter information on the SAs
        need to be kept in the SC."
    REFERENCE
        "IEEE 802.1AE Clause 10.7.9, figure 10.5"
    ::= { secyRxSCStatsEntry 8 }

secyRxSCStatsOctetsValidated  OBJECT-TYPE
    SYNTAX      Counter64
    UNITS       "Octets"
    MAX-ACCESS  read-only
    STATUS      current
    DESCRIPTION
        "The number of octets of plaintext recovered from received
        packets that were integrity protected but not encrypted."
    REFERENCE
        "IEEE 802.1AE Clause 10.7.10, figure 10.5"
    ::= { secyRxSCStatsEntry 9 }

secyRxSCStatsOctetsDecrypted  OBJECT-TYPE
    SYNTAX      Counter64
    UNITS       "Octets"
    MAX-ACCESS  read-only
    STATUS      current
    DESCRIPTION
        "The number of octets of plaintext recovered from received
        packets that were integrity protected and encrypted."
    REFERENCE
        "IEEE 802.1AE Clause 10.7.10, figure 10.5"
    ::= { secyRxSCStatsEntry 10 }

--
-- SecY statistics table
--

secyStatsTable      OBJECT-TYPE
    SYNTAX      SEQUENCE OF SecyStatsEntry
    MAX-ACCESS  not-accessible
    STATUS      current
    DESCRIPTION
        "A table for the statistics information of each SecY supported by
        the MAC security entity."
    REFERENCE
        "IEEE 802.1AE Clause 10.7.9, 10.7.18, figure 10.4, 10.5"

```

```

 ::= { secyStatsMIBObjects 5 }

secyStatsEntry      OBJECT-TYPE
    SYNTAX          SecyStatsEntry
    MAX-ACCESS      not-accessible
    STATUS          current
    DESCRIPTION
        "An entry containing counters for statistics or diagnosis for
         a SecY."
    AUGMENTS { secyIfEntry }
    ::= { secyStatsTable 1 }

SecyStatsEntry ::= SEQUENCE {
    secyStatsTxUntaggedPkts      Counter64,
    secyStatsTxTooLongPkts      Counter64,
    secyStatsRxUntaggedPkts      Counter64,
    secyStatsRxNoTagPkts        Counter64,
    secyStatsRxBadTagPkts        Counter64,
    secyStatsRxUnknownSCIPkts    Counter64,
    secyStatsRxNoSCIPkts        Counter64,
    secyStatsRxOverrunPkts       Counter64
}

secyStatsTxUntaggedPkts      OBJECT-TYPE
    SYNTAX          Counter64
    UNITS           "Packets"
    MAX-ACCESS      read-only
    STATUS          current
    DESCRIPTION
        "The number of transmitted packets without the MAC
         security tag (SecTAG) because secyProtectFramesEnable is
         configured as false."
    REFERENCE
        "IEEE 802.1AE Clause 10.7.18, figure 10.4"
    ::= { secyStatsEntry 1 }

secyStatsTxTooLongPkts      OBJECT-TYPE
    SYNTAX          Counter64
    UNITS           "Packets"
    MAX-ACCESS      read-only
    STATUS          current
    DESCRIPTION
        "The number of transmitted packets discarded because the packet
         length is greater than the ifMtu of the Common Port interface."
    REFERENCE
        "IEEE 802.1AE Clause 10.7.18, figure 10.4"
    ::= { secyStatsEntry 2 }

secyStatsRxUntaggedPkts      OBJECT-TYPE
    SYNTAX          Counter64
    UNITS           "Packets"
    MAX-ACCESS      read-only
    STATUS          current
    DESCRIPTION

```

"The number of received packets without the MAC security tag (SectAG) with secyValidateFrames which is not in the strict mode."

REFERENCE

"IEEE 802.1AE Clause 10.7.9 , figure 10.5"

::= { secyStatsEntry 3 }

secyStatsRxNoTagPkts OBJECT-TYPE

SYNTAX Counter64

UNITS "Packets"

MAX-ACCESS read-only

STATUS current

DESCRIPTION

"The number of received packets discarded without the MAC security tag (SectAG) with secyValidateFrames which is in the strict mode."

REFERENCE

"IEEE 802.1AE Clause 10.7.9 , figure 10.5"

::= { secyStatsEntry 4 }

secyStatsRxBadTagPkts OBJECT-TYPE

SYNTAX Counter64

UNITS "Packets"

MAX-ACCESS read-only

STATUS current

DESCRIPTION

"The number of received packets discarded with an invalid SectAG or a zero value PN or an invalid ICV."

REFERENCE

"IEEE 802.1AE Clause 10.7.9 , figure 10.5"

::= { secyStatsEntry 5 }

secyStatsRxUnknownSCIPkts OBJECT-TYPE

SYNTAX Counter64

UNITS "Packets"

MAX-ACCESS read-only

STATUS current

DESCRIPTION

"The number of received packets with unknown SCI with the condition :
secyValidateFrames is not in the strict mode and the C bit in the SectAG is not set."

REFERENCE

"IEEE 802.1AE Clause 10.7.9 , figure 10.5"

::= { secyStatsEntry 6 }

secyStatsRxNoSCIPkts OBJECT-TYPE

SYNTAX Counter64

UNITS "Packets"

MAX-ACCESS read-only

STATUS current

DESCRIPTION

"The number of received packets discarded with unknown SCI information with the condition :

```

        secyValidateFrames is in the strict mode or the C bit
        in the SectAG is set."
REFERENCE
    "IEEE 802.1AE Clause 10.7.9 , figure 10.5"
    ::= { secyStatsEntry 7 }

secyStatsRxOverrunPkts      OBJECT-TYPE
    SYNTAX      Counter64
    UNITS       "Packets"
    MAX-ACCESS  read-only
    STATUS      current
    DESCRIPTION
        "The number of packets discarded because the number of
        received packets exceeded the cryptographic performance
        capabilities."
    REFERENCE
        "IEEE 802.1AE Clause 10.7.9 , figure 10.5"
    ::= { secyStatsEntry 8 }

--
-- Conformance
--

secyMIBCompliances  OBJECT IDENTIFIER ::= { secyMIBConformance 1 }

secyMIBGroups  OBJECT IDENTIFIER ::= { secyMIBConformance 2 }

-- Compliance

secyMIBCompliance MODULE-COMPLIANCE
    STATUS current
    DESCRIPTION
        "The compliance statement for entities which implement
        the IEEE8021-SECY-MIB."
    MODULE -- this module
        MANDATORY-GROUPS {
            secyIfCtrlGroup,
            secyTxSCGroup,
            secyTxSAGroup,
            secyRxSCGroup,
            secyRxSAGroup,
            secyCipherSuiteGroup,
            secyTxSAStatsGroup,
            secyTxSCStatsGroup,
            secyRxSAStatsGroup,
            secyRxSCStatsGroup,
            secyStatsGroup
        }

    OBJECT secyIfCurrentCipherSuite
        MIN-ACCESS read-only
        DESCRIPTION
            "write access is not required. This may be
            read-only."

```

```

OBJECT    secyCipherSuiteId
  MIN-ACCESS    read-only
  DESCRIPTION
    "read-create access is not required.  This may be
    read-only."

OBJECT    secyCipherSuiteName
  MIN-ACCESS    read-only
  DESCRIPTION
    "read-create access is not required.  This may be
    read-only."

OBJECT    secyCipherSuiteCapability
  MIN-ACCESS    read-only
  DESCRIPTION
    "read-create access is not required.  This may be
    read-only."

OBJECT    secyCipherSuiteProtection
  MIN-ACCESS    read-only
  DESCRIPTION
    "read-create access is not required.  This may be
    read-only."

OBJECT    secyCipherSuiteProtectionOffset
  MIN-ACCESS    read-only
  DESCRIPTION
    "read-create access is not required.  This may be
    read-only."

OBJECT    secyCipherSuiteDataLengthChange
  MIN-ACCESS    read-only
  DESCRIPTION
    "read-create access is not required.  This may be
    read-only."

OBJECT    secyCipherSuiteICVLength
  MIN-ACCESS    read-only
  DESCRIPTION
    "read-create access is not required.  This may be
    read-only."

OBJECT    secyCipherSuiteRowStatus
  MIN-ACCESS    read-only
  DESCRIPTION
    "read-create access is not required.  This may be
    read-only."

```

```
 ::= { secyMIBCompliances 1 }
```

```
-- Units of Conformance
```



```

secyIfCtrlGroup    OBJECT-GROUP
  OBJECTS {
    secyIfMaxPeerSCs,
    secyIfRxMaxKeys,
    secyIfTxMaxKeys,
    secyIfProtectFramesEnable,
    secyIfValidateFrames,
    secyIfReplayProtectEnable,
    secyIfReplayProtectWindow,
    secyIfCurrentCipherSuite,
    secyIfAdminPt2PtMAC,
    secyIfOperPt2PtMAC,
    secyIfIncludeSCIEnable,
    secyIfUseESEnable,
    secyIfUseSCBEnable
  }
  STATUS          current
  DESCRIPTION
    "A collection of objects providing a SecY control management
    information."
  ::= { secyMIBGroups 1 }

secyTxSCGroup      OBJECT-GROUP
  OBJECTS {
    secyTxSCI,
    secyTxSCState,
    secyTxSCEncodingSA,
    secyTxSCEncipheringSA,
    secyTxSCCreatedTime,
    secyTxSCStartedTime,
    secyTxSCStoppedTime
  }
  STATUS          current
  DESCRIPTION
    "A collection of objects providing a transmitting SC control
    management information."
  ::= { secyMIBGroups 2 }

secyTxSAGroup      OBJECT-GROUP
  OBJECTS {
    secyTxSAState,
    secyTxSANextPN,
    secyTxSAConfidentiality,
    secyTxSASAKUnchanged,
    secyTxSACreatedTime,
    secyTxSAStartedTime,
    secyTxSASToppedTime
  }
  STATUS          current
  DESCRIPTION
    "A collection of objects providing a transmitting SA control
    management information."
  ::= { secyMIBGroups 3 }

```

```

secyRxSCGroup      OBJECT-GROUP
  OBJECTS {
    secyRxSCState,
    secyRxSCCurrentSA,
    secyRxSCCreatedTime,
    secyRxSCStartedTime,
    secyRxSCStoppedTime
  }
  STATUS          current
  DESCRIPTION
    "A collection of objects providing a receiving SC control
    management information."
  ::= { secyMIBGroups 4 }

secyRxSAGroup      OBJECT-GROUP
  OBJECTS {
    secyRxSAState,
    secyRxSANextPN,
    secyRxSASAKUnchanged,
    secyRxSACreatedTime,
    secyRxSAStartedTime,
    secyRxSASToppedTime
  }
  STATUS          current
  DESCRIPTION
    "A collection of objects providing a receiving SA control
    management information."
  ::= { secyMIBGroups 5 }

secyCipherSuiteGroup  OBJECT-GROUP
  OBJECTS {
    secyCipherSuiteId,
    secyCipherSuiteName,
    secyCipherSuiteCapability,
    secyCipherSuiteProtection,
    secyCipherSuiteProtectionOffset,
    secyCipherSuiteDataLengthChange,
    secyCipherSuiteICVLength,
    secyCipherSuiteRowStatus
  }
  STATUS          current
  DESCRIPTION
    "A collection of objects providing a cipher suite information."
  ::= { secyMIBGroups 6 }

secyTxSASStatsGroup  OBJECT-GROUP
  OBJECTS {
    secyTxSASStatsProtectedPkts,
    secyTxSASStatsEncryptedPkts
  }
  STATUS          current
  DESCRIPTION
    "A collection of objects providing a transmitting SA statistics
    information."

```

```

 ::= { secyMIBGroups 7 }

secyRxSASStatsGroup    OBJECT-GROUP
  OBJECTS {
    secyRxSASStatsUnusedSAPkts,
    secyRxSASStatsNoUsingSAPkts,
    secyRxSASStatsNotValidPkts,
    secyRxSASStatsInvalidPkts,
    secyRxSASStatsOKPkts
  }
  STATUS      current
  DESCRIPTION
    "A collection of objects providing a receiving SA statistics
    information."
  ::= { secyMIBGroups 8 }

secyTxSCStatsGroup    OBJECT-GROUP
  OBJECTS {
    secyTxSCStatsProtectedPkts,
    secyTxSCStatsEncryptedPkts,
    secyTxSCStatsOctetsProtected,
    secyTxSCStatsOctetsEncrypted
  }
  STATUS      current
  DESCRIPTION
    "A collection of objects providing a transmitting SC statistics
    information."
  ::= { secyMIBGroups 9 }

secyRxSCStatsGroup    OBJECT-GROUP
  OBJECTS {
    secyRxSCStatsUnusedSAPkts,
    secyRxSCStatsNoUsingSAPkts,
    secyRxSCStatsLatePkts,
    secyRxSCStatsNotValidPkts,
    secyRxSCStatsInvalidPkts,
    secyRxSCStatsDelayedPkts,
    secyRxSCStatsUncheckedPkts,
    secyRxSCStatsOKPkts,
    secyRxSCStatsOctetsValidated,
    secyRxSCStatsOctetsDecrypted
  }
  STATUS      current
  DESCRIPTION
    "A collection of objects providing a receiving SC statistics
    information."
  ::= { secyMIBGroups 10 }

secyStatsGroup        OBJECT-GROUP
  OBJECTS {
    secyStatsTxUntaggedPkts,
    secyStatsTxTooLongPkts,
    secyStatsRxUntaggedPkts,
    secyStatsRxNoTagPkts,

```

```
        secyStatsRxBadTagPkts,  
        secyStatsRxUnknownSCIPkts,  
        secyStatsRxNoSCIPkts,  
        secyStatsRxOverrunPkts  
    }  
    STATUS          current  
    DESCRIPTION  
        "A collection of objects providing a SecY statistics  
        information."  
    ::= { secyMIBGroups 11 }  
  
END
```

14. Cipher Suites

A Cipher Suite is an interoperable specification of cryptographic algorithms together with the values of parameters (for example, key size) to be used by those algorithms. Specification of the cryptographic functions required by MAC Security in terms of Cipher Suites increases interoperability by providing a clear default and a limited number of alternatives.

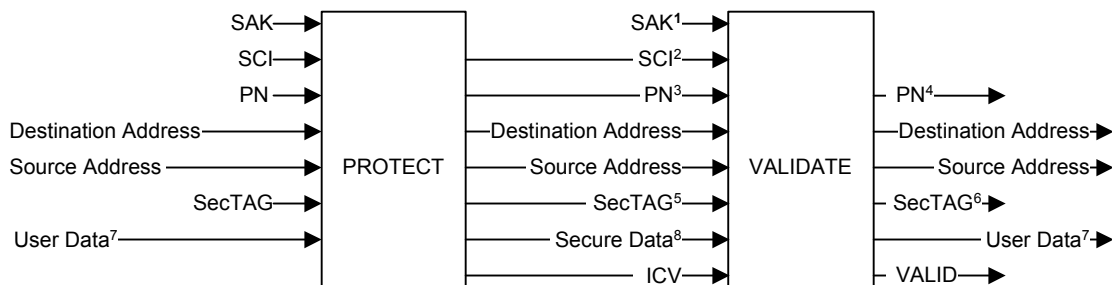
This clause specifies

- Terms that describe the use of each Cipher Suite by the MAC Security Entity (SecY).
- Capabilities required of each Cipher Suite.
- Requirements this standard places on Cipher Suite specification.
- Mandatory and optional Cipher Suites for use in conjunction with this standard.
- Criteria for the use of additional Cipher Suites in conjunction with MAC Security for implementations for which a claim of conformance to this standard is made.

NOTE—The choice and combination of cryptographic methods is notorious for the introduction of unexpected security exposures. Each Cipher Suite is an algorithm or combination of algorithms whose interactions have been studied by the professional security community.

14.1 Cipher Suite use

A Cipher Suite is initialized with one or more Cipher Suite dependent keys, and then used to protect protocol parameters. Any implementation of the same Cipher Suite, initialized with the same key values, can be used to validate and recover the protected parameters. The protect and validate operations are illustrated in Figure 14-1, and their inputs and outputs specified below.



¹ The SAK to be used on receipt of the frame is identified by the SCI and the AN.

² The SCI is extracted from the SCI field of the SecTAG if present. A value conveyed by key agreement (point-to-point only) is used otherwise.

³ The PN is conveyed in the SecTAG

⁴ The validated PN can be used for replay protection.

⁵ All the transmitted octets of the SecTAG are protected, including the optional SCI field if present

⁶ The validated received SecTAG contains bits of the TCI, and optionally the SCI, these can be used for service multiplexing (11.7).

⁷ The length, in octets, of the User Data is conveyed by the User Data parameter, and is protected by Cipher Suite operation.

⁸ The length, in octets, of the Secure Data is conveyed by the MACsec frame, unless it is short, when it is conveyed by the SL parameter in the SecTAG TCI

Figure 14-1—Cipher Suite Protect and Validate operations

Protect (SAK,	Validate (SAK,
	SCI, PN,		SCI, PN,
	Destination Address, Source Address,		Destination Address, Source Address,
	SecTAG,		SecTAG,
	User Data		Secure Data, ICV
)	Secure Data, ICV)	User Data, VALID

The SAK (Secure Association Key, 3.36, 7.1) is the value of the Cipher Suite dependent key(s).

The SCI (Secure Channel Identifier, 3.36, 7.1.2) is a 64-bit identifier that is globally unique amongst all correctly configured Cipher Suite implementation instances protecting MACsec protocol parameters.

The PN (Packet Number, 3.27, 8.3) is a 32-bit number that is never zero, is incremented each time a protect request is made for a given SCI, and is never repeated for an SCI unless the SAK is changed.

The Destination Address and Source Address are the MAC addresses of the frame. MAC Addresses are specified as octet strings, using the canonical format specified in IEEE Std 802.

The SecTAG is as specified in Clause 9.

The ICV (Integrity Check Value, 3.13, 8.3) is a string of octets. VALID is a Boolean parameter. If TRUE the validation was successful.

Given the SAK, SCI, PN, Source Address, Destination Address, SecTAG, and the User Data, the Protect operation returns the Secure Data and ICV.

Given the same SAK, SCI, PN, Source Address, Destination Address, and SecTAG, and the Secure Data and ICV, the Verify operation returns the original User Data and VALID. If any of the parameters were modified, VALID is returned False.

14.2 Cipher Suite capabilities

Any Cipher Suite used with MACsec shall

- a) Provide integrity protection for the SCI, PN, Source Address, Destination Address, SecTAG, and from 0 through $2^{16} - 1$ octets of User Data on each invocation.
- b) Provide integrity and confidentiality (if specified) for up to $2^{32} - 1$ invocations, each with a different PN, without requiring a fresh SAK.
- c) Given any specific number of octets of User Data, generate a predictable number of octets of Secure Data and ICV.

and may

- d) Provide confidentiality protection for all the octets of the User Data.
- e) Provide confidentiality protection for all the octets of the User Data following an initial number of octets, as specified in 10.7.24.

and shall not

- f) Generate Secure Data that when added to the number of octets in the ICV contains over 896 octets more than the User Data.
NOTE—A Cipher Suite may introduce additional fields into the Secure Data even if confidentiality is not provided.
- g) Modify or constrain the values of the SCI, PN, Source Address, Destination Address, or SecTAG fields, other than as specified in this Clause (14).
- h) Require an SAK exceeding 1024 bits long (in total for all keys that compose the SAK).
- i) Require different keys for the protect and validate operations.

An implementation of MACsec for which conformance to this standard is claimed includes at least one Cipher Suite that provides integrity without confidentiality, with the Secure Data the same as the User Data, and the ICV comprising 16 octets. This requirement is met by the mandatory Default Cipher Suite.

14.3 Cipher Suite specification

Each Cipher Suite specification shall comprise an interoperable specification of the protection and verification procedures in terms of the parameters specified in 14.1 and shall state

- a) Whether confidentiality of the User Data is provided
- b) The maximum difference in the lengths of the User Data and Secure Data
- c) The length of the ICV
- d) The length and properties of the keys required, including assumptions of the scope of uniqueness

NOTE—While this standard provides definitive specifications of the Cipher Suites that support full conformance, those specifications make the greatest possible use of other public and established standards, and are principally concerned with ensuring unambiguous application of those standards in the context of MAC Security.

14.4 Cipher Suite conformance

An implementation of MAC Security that claims full conformance to this standard shall implement the mandatory Cipher Suites in Table 14-1, may implement one or more of the Optional Cipher Suites in the table, and shall not implement any other Cipher Suite. Every conformant implementation shall include at least one Cipher Suite that does not encrypt User Data.



Table 14-1—MACsec Cipher Suites

Cipher Suite #	Cipher Suite Name	Services provided		Mandatory/Optional	Defining Clause
		Integrity without confidentiality	Integrity and confidentiality		
00-80-02-00-01-00-00-01	GCM-AES-128	Yes	Yes	Mandatory	14.5

NOTE —Currently, Table 14-1 does not include any optional Cipher Suites.

Table 14-1 assigns a Cipher Suite reference number for use in protocol identification within a MACsec context, provides a short name for use in this standard, indicates the type of cryptographic algorithm used and the security services provided, specifies whether the Cipher Suite is mandatory or optional for conformance to this standard, and references the clause of this standard that provides the definitive description of the Cipher Suite.

14.4.1 Conformance with Cipher Suite variance

An implementation of MAC Security that claims conformance to this standard with Cipher Suite variance, shall implement the mandatory Cipher Suites in Table 14-1, may implement one or more of the optional Cipher Suites in Table 14-1, and may implement alternate Cipher Suites that meet the requirements of 14.2

and 14.3, and the following guidelines, and shall not implement any other Cipher Suite, or other combination of cryptographic algorithms and parameters.

The use of additional Cipher Suites shall meet the following guidelines:

- a) Algorithms chosen have an effective key length of at least 128 bits. In schemes built on block ciphers, the underlying block cipher has a block width of at least 128 bits.
- b) If serviced by separate algorithms, the properties of the authentication and confidentiality mechanisms are combinable in accordance with well-established security results. Either the encryption happens before authentication, or the encryption is performed through keystream generation.
- c) Either of the following holds true:
 - 1) The underlying cryptographic cipher is approved by either a national or international standards body or a government agency; or
 - 2) The following conditions i) through iv) apply:
 - i) The Cipher Suite provides message authentication using a message authentication algorithm with a publicly available proof of security against forgery attacks, even in a model where the attacker has the ability to choose messages for the sender.
 - ii) If confidentiality is provided, the confidentiality mechanism has a publicly available proof of security in a model where the attacker has the ability to adaptively choose both plaintext and cipher text.
 - iii) Mechanisms for confidentiality and message authentication are used in a way that is consistent with their proof of security. For example, if using the Cipher Block Chaining (AES-CBC) mode of operation the IV is performed through keystream generation.
 - iv) Mechanisms for confidentiality and message authentication are used in a way that is consistent with their proof of security. For instance, if using the Cipher Block Chaining (AES-CBC) mode of operation, the IV is randomly selected with each message, and not sequentially.

14.5 Default Cipher Suite (GCM–AES–128)

The Default Cipher Suite uses the Galois/Counter Mode of Operation with the AES-128 symmetric block cipher, as specified in this clause by reference to the terms K , IV , A , P , C , T used in section 2.1 of the GCM specification (GCM) as submitted to NIST.

K is the 128 bit SAK. The 64 most significant bits of the 96-bit IV are the octets of the SCI, encoded as a binary number (9.1). The 32 least significant bits of the 96-bit IV are the octets of the PN, encoded as a binary number (9.1). T is the ICV and is 128 bits long. When the bit-strings A , P , and C are specified in terms of octet strings, earlier octets compose earlier bits, and more significant bits in each octet are earlier.

NOTE—The bit strings obtained by transforming MAC Address and data octets using these rules do not correspond to IEEE 802.3 “wire order” for frame transmission.

When the Default Cipher Suite is used for Integrity Protection

- A is the Destination MAC Address, Source MAC Address, and the octets of the SecTAG and User Data concatenated in that order.
- P is null.
- The Secure Data is the octets of the User Data, without modification.

When the Default Cipher Suite is used for Confidentiality Protection without a confidentiality offset

- A is the Destination MAC Address, Source MAC Address, and the octets of the SecTAG concatenated in that order.
- P is the octets of the User Data.
- The Secure Data is C .

When the Default Cipher Suite is used for Confidentiality Protection with a confidentiality offset

- A is the Destination MAC Address, Source MAC Address, and the octets of the SecTAG and the first confidentialityOffset (10.7.24) octets of the User Data concatenated in that order.
- P is the remaining octets of the User Data.
- The Secure Data is the first confidentialityOffset octets of the User Data concatenated with C , in that order.



Annex A

(normative)

PICS Proforma¹⁶

A.1 Introduction

The supplier of a protocol implementation which is claimed to conform to this standard shall complete the following Protocol Implementation Conformance Statement (PICS) proforma.

A completed PICS proforma is the PICS for the implementation in question. The PICS is a statement of which capabilities and options of the protocol have been implemented. The PICS can have a number of uses, including use

- a) By the protocol implementor, as a checklist to reduce the risk of failure to conform to the standard through oversight;
- b) By the supplier and acquirer—or potential acquirer—of the implementation, as a detailed indication of the capabilities of the implementation, stated relative to the common basis for understanding provided by the standard PICS proforma;
- c) By the user—or potential user—of the implementation, as a basis for initially checking the possibility of interworking with another implementation (note that, while interworking can never be guaranteed, failure to interwork can often be predicted from incompatible PICSs);
- d) By a protocol tester, as the basis for selecting appropriate tests against which to assess the claim for conformance of the implementation.

A.2 Abbreviations and special symbols

A.2.1 Status symbols

M	mandatory
O	optional
<i>O.n</i>	optional, but support of at least one of the group of options labelled by the same numeral <i>n</i> is required
X	prohibited
pred:	conditional-item symbol, including predicate identification: see A.3.4
¬	logical negation, applied to a conditional item's predicate

A.2.2 General abbreviations

N/A	not applicable
PICS	Protocol Implementation Conformance Statement

¹⁶*Copyright release for PICS proformas:* Users of this standard may freely reproduce the PICS proforma in this annex so that it can be used for its intended purpose and may further publish the completed PICS.

A.3 Instructions for completing the PICS proforma

A.3.1 General structure of the PICS proforma

The first part of the PICS proforma, implementation identification and protocol summary, is to be completed as indicated with the information necessary to identify fully both the supplier and the implementation.

The main part of the PICS proforma is a fixed-format questionnaire, divided into several subclauses, each containing a number of individual items. Answers to the questionnaire items are to be provided in the rightmost column, either by simply marking an answer to indicate a restricted choice (usually Yes or No), or by entering a value or a set or range of values. (Note that there are some items where two or more choices from a set of possible answers can apply; all relevant choices are to be marked.)

Each item is identified by an item reference in the first column. The second column contains the question to be answered; the third column records the status of the item—whether support is mandatory, optional, or conditional; see also A.3.4 below. The fourth column contains the reference or references to the material that specifies the item in the main body of this standard, and the fifth column provides the space for the answers.

A supplier may also provide (or be required to provide) further information, categorized as either Additional Information or Exception Information. When present, each kind of further information is to be provided in a further subclause of items labelled Ai or Xi , respectively, for cross-referencing purposes, where i is any unambiguous identification for the item (e.g., simply a numeral). There are no other restrictions on its format and presentation.

A completed PICS proforma, including any Additional Information and Exception Information, is the Protocol Implementation Conformation Statement for the implementation in question.

NOTE—Where an implementation is capable of being configured in more than one way, a single PICS may be able to describe all such configurations. However, the supplier has the choice of providing more than one PICS, each covering some subset of the implementation's configuration capabilities, in case that makes for easier and clearer presentation of the information.

A.3.2 Additional information

Items of Additional Information allow a supplier to provide further information intended to assist the interpretation of the PICS. It is not intended or expected that a large quantity will be supplied, and a PICS can be considered complete without any such information. Examples might be an outline of the ways in which a (single) implementation can be set up to operate in a variety of environments and configurations, or information about aspects of the implementation that are outside the scope of this standard but that have a bearing upon the answers to some items.

References to items of Additional Information may be entered next to any answer in the questionnaire, and may be included in items of Exception Information.

A.3.3 Exception information

It may occasionally happen that a supplier will wish to answer an item with mandatory status (after any conditions have been applied) in a way that conflicts with the indicated requirement. No pre-printed answer will be found in the Support column for this: instead, the supplier shall write the missing answer into the Support column, together with an Xi reference to an item of Exception Information, and shall provide the appropriate rationale in the Exception item itself.

An implementation for which an Exception item is required in this way does not conform to this standard.

NOTE—A possible reason for the situation described above is that a defect in this standard has been reported, a correction for which is expected to change the requirement not met by the implementation.

A.3.4 Conditional status

A.3.4.1 Conditional items

The PICS proforma contains a number of conditional items. These are items for which both the applicability of the item itself, and its status if it does apply—mandatory or optional—are dependent upon whether or not certain other items are supported.

Where a group of items is subject to the same condition for applicability, a separate preliminary question about the condition appears at the head of the group, with an instruction to skip to a later point in the questionnaire if the “Not Applicable” answer is selected. Otherwise, individual conditional items are indicated by a conditional symbol in the Status column.

A conditional symbol is of the form “**pred:** S” where **pred** is a predicate as described in A.3.4.2 below, and S is a status symbol, M or O.

If the value of the predicate is True (see A.3.4.2), the conditional item is applicable, and its status is indicated by the status symbol following the predicate: the answer column is to be marked in the usual way. If the value of the predicate is False, the “Not Applicable” (N/A) answer is to be marked.

A.3.4.2 Predicates

A predicate is one of the following:

- a) An item-reference for an item in the PICS proforma: the value of the predicate is True if the item is marked as supported, and is False otherwise;
- b) A predicate-name, for a predicate defined as a Boolean expression constructed by combining item-references using the Boolean operator OR: the value of the predicate is True if one or more of the items is marked as supported;
- c) A predicate-name, for a predicate defined as a Boolean expression constructed by combining item-references using the boolean operator AND: the value of the predicate is True if all of the items are marked as supported;
- d) The logical negation symbol “¬” prefixed to an item-reference or predicate-name: the value of the predicate is True if the value of the predicate formed by omitting the “¬” symbol is False, and vice versa.

Each item whose reference is used in a predicate or predicate definition, or in a preliminary question for grouped conditional items, is indicated by an asterisk in the Item column.

A.4 PICS proforma for IEEE Std 802.1AE

A.4.1 Implementation identification

Supplier	
Contact point for queries about the PICS	
Implementation Name(s) and Version(s)	
Other information necessary for full identification—e.g., name(s) and version(s) of machines and/or operating system names	
<p>NOTE 1—Only the first three items are required for all implementations; other information may be completed as appropriate in meeting the requirement for full identification.</p> <p>NOTE 2—The terms <i>Name</i> and <i>Version</i> should be interpreted appropriately to correspond with a supplier's terminology (e.g., Type, Series, Model).</p>	

A.4.2 Protocol summary, IEEE Std 802.1AE

Identification of protocol specification	IEEE Std 802.1AE, IEEE Standard for Local and Metropolitan Area Networks: Media Access Control (MAC) Security								
Identification of amendments and corrigenda to the PICS proforma which have been completed as part of the PICS	<table> <tr> <td>Amd.</td> <td>:</td> <td>Corr.</td> <td>:</td> </tr> <tr> <td>Amd.</td> <td>:</td> <td>Corr.</td> <td>:</td> </tr> </table>	Amd.	:	Corr.	:	Amd.	:	Corr.	:
Amd.	:	Corr.	:						
Amd.	:	Corr.	:						
Have any Exception items been required? (See A.3.3: the answer Yes means that the implementation does not conform to IEEE Std 802.1AE.)	<table> <tr> <td>No <input type="checkbox"/></td> <td>Yes <input type="checkbox"/></td> </tr> </table>	No <input type="checkbox"/>	Yes <input type="checkbox"/>						
No <input type="checkbox"/>	Yes <input type="checkbox"/>								

Date of Statement	
--------------------------	--

A.5 Major capabilities

Item	Feature	Status	References	Support
SAP	Does the implementation of each MAC Security Entity support the Controlled and Uncontrolled Ports, and use a Common Port as specified in Clause 10?	M	5.3(a), 10, A.6	Yes []
STAT	Does the implementation support the MAC status and point-to-point parameters for the Controlled and Uncontrolled Ports as specified in 6.4, 6.5, and 10.7?	M	5.3(b), 6.4, 6.5, 10.7, A.7	Yes []
GEN	Does the implementation process transmit requests from the Controlled Port as required by the specification of Secure Frame Generation (10.5)?	M	5.3(c), 10.5, A.8	Yes []
VER	Does the implementation process receive indications from the Common Port as required by the specification of Secure Frame Verification (10.6), prior to causing receive indications at the Controlled Port?	M	5.3(d), 10.6, A.9	Yes []
FMT	Does the implementation encode and decode MACsec PDUs as specified in Clause 9?	M	5.3(e), 9, A.10	Yes []
SCI	Does the implementation use a globally unique 48-bit MAC Address and a 16-bit Port Identifier unique within the scope of that address assignment to identify the transmit SCI, as specified in 8.2.1?	M	5.3(f), 8.2.1	Yes []
PERF	Does the implementation satisfy the performance requirements specified in Table 10-1 and 8.2.2?	M	5.3(g), 10.1, Table 10-1, 8.2.2	Yes []
FCS	Does the implementation introduce an undetected frame error rate greater than that achievable by preserving the original FCS, as required by 10.4?	X	5.3(n), 10.4, 6.10	No []
KAY	Does the implementation support the LMI operations required by the Key Agreement Entity as specified in Clause 10?	M	5.3(h), 10, A.11	Yes []
MGT	Does the implementation provide the management functionality specified in 10.7?	M	5.3(i), 10.7, A.11.1	Yes []
MIB	Does the implementation support network management using the MIB specified in Clause 13?	O	5.3(a), 13	Yes [] No []
SNMP	Does the implementation support access to the MIB specified in Clause 13 using SNMP v3 or higher?	O	5.4(b), 13	Yes [] No []
SNMX	Does the implementation support access to MACsec parameters using any version of SNMP prior to v3?	X	5.3(p)	No []
MSC	Does the implementation support more than one receive SC?	O	5.4(c)	Yes [] No []
MSAK	Does the implementation support more than two receive SAKs?	O	5.4(d)	Yes [] No []
CS	Does the implementation protect and validate MACsec PDUs by using implemented Cipher Suites as specified in 14.1?	M	5.3(j), 14.1	Yes []
CSI	Does the implementation support Integrity Protection using the Default Cipher Suite specified in Clause 14?	M	5.3(k), 14, 14.5	Yes []
CSC	Does the implementation support Confidentiality Protection using the Default Cipher Suite without a Confidentiality Offset as specified in Clause 14?	¬CSO:O CSO:M	5.4(e), 14, 14.5	Yes []

A.5 Major capabilities (continued)

Item	Feature	Status	References	Support
CSO	Does the implementation support Confidentiality Protection using the Default Cipher Suite with a Confidentiality Offset as specified in Clause 14?	O	5.4(f), 14, 14.5,	Yes []
CSA	Does the implementation include Cipher Suites that are specified in Clause 14 in addition to the Default Cipher Suite? (This PICS requires the completion of a copy of Table A.12 for each such Cipher Suite implemented.)	O	5.4(g), A.12	Yes [] No []
CSX	Does the implementation include any Cipher Suite that is additional to those specified in Clause 14 and does not meet all the criteria specified in 14.2, 14.3, 14.4.1?	X	5.3(o), 14.2, 14.3, 14.4.1	No []
CSV	Does the implementation include Cipher Suites other than those specified in Clause 14, but meeting the criteria specified in 14.2, 14.3, 14.4.1? (This PICS requires the completion of a copy of Table A.13 for each such Cipher Suite implemented.)	O	5.4(h), A.13	Yes [] No []
CSR	Does the implementation support a minimum of one receive SC and two receive SAKs, and one of the two receive SAKs at a time for transmission as specified in 5.3(l), for each Cipher Suite implemented?	M	5.3(l), 14	Yes []
CSS	Does this completed PICS specify the maximum number of receive SCs and SAKs for each Cipher Suite implemented?	M	5.3(m), A.12, A.13	Yes []
CSRC	What is the maximum number of receive SCs supported by the Default Cipher Suite implementation? -----		5.3(i)	
CSRK	What is the maximum number of receive SAKs supported by the Default Cipher Suite implementation? -----		5.3(i)	
FULL	Is a claim for full conformance being made for the implementation?	CSV:X -CSV:O	5.3	Yes [] No []
VAR	Is a claim for conformance with cipher suite variance being made for the implementation?		5.3	Yes [] No []

A.6 Support and use of Service Access Points

Item	Feature	Status	References	Support
SAP-1	Does each transmit request from the Uncontrolled Port result in a single request to the Common Port with the same parameters?	M	10.4	Yes []
SAP-2	Does each receive indication from the Common Port result in a single indication to the Uncontrolled Port with the same parameters if any of the users of the Common Port wishes to receive the indication?	M	10.4	Yes []
SAP-3	Does each transmit request from the Controlled Port result in at most one request to the Common Port?	M	10.4	Yes []
SAP-4	Does each receive indication from the Common Port result in at most one indication to the Controlled Port?	M	10.4	Yes []

A.6 Support and use of Service Access Points *(continued)*

Item	Feature	Status	References	Support
SAP-5	Are any transmit requests made to the Common Port that do not correspond to requests made at the Uncontrolled or Controlled Port?	X	10.4	No []
SAP-6	Are any receive indications caused at the Uncontrolled or Controlled Port that do not correspond to indications from the Common Port?	X	10.4	No []
SAP-7	Is the order of requests made at the Common Port unchanged from the order of corresponding requests from the Uncontrolled Port?	M	10.4	Yes []
SAP-8	Is the order of requests made at the Common Port unchanged from the order of corresponding requests from the Controlled Port?	M	10.4	Yes []
SAP-9	Is the order of receive indications caused at the Uncontrolled Port the same as the order of reception from the Common Port?	M	10.4	Yes []
SAP-10	Is each transmit request from the Controlled Port processed in accordance with the specification of the Secure Frame Generation process, prior to discarding the request or making a corresponding request to the Common Port?	M	10.4, 10.5	Yes []
SAP-11	Is each receive indication from the Common Port processed in accordance with the specification of the Secure Frame Verification process prior to causing a possible corresponding indication at the Controlled Port?	M	10.4, 10.6	Yes []

A.7 MAC status and point-to-point parameters

Item	Feature	Status	References	Support
STAT-1	Are the values for MAC_Operational and operPointToPointMAC for the Uncontrolled Port identical to those for the Common Port?	M	6.4, 10.7.2	Yes []
STAT-2	Is MAC_Operational False for the Controlled Port, and frames neither accepted or delivered on the port, if the SA identified by the encodingSA is not available for use and protectFrames is set?	M	6.4, 10.5.1, 7.1	Yes []
STAT-3	Is MAC_Operational False for the Controlled Port and frames neither accepted nor delivered, if the nextPN for the encodingSA is zero or 2^{32} ?	M	6.4, 10.5.2	Yes []
STAT-4	Is MAC_Operational True only if MAC_Enabled is True and MAC_Operational for the Common Port is True?	M	6.4, 10.7.4	Yes []
STAT-5	Is the value of operPointToPointMAC for the Controlled Port always as specified in 10.7.4.	M	6.5, 10.7.4	Yes []

A.8 Secure Frame Generation

Item	Feature	Status	References	Support
GEN-1	Does each transmit request from the Controlled Port result in an identical transmit request at the Common Port if the management control protectFrames is False?	M	10.5	Yes []
GEN-2	Does each transmit request at the Common Port resulting from a request at the Common Port convey request parameters, i.e., a frame, protected in accordance with Clause 10.5 if the management control protectFrames is True?	M	10.5	Yes[]
GEN-3	Is each protected frame assigned to the SA with AN corresponding to the current value of encodingSA as specified by the KaY?	M	10.5.1	Yes[]
GEN-4	Are frames to be protected discarded if the assigned SA cannot be used?	M	10.5.1	Yes[]
GEN-5	Is the PN value of zero used?	X	10.5.2	No []
GEN-6	Following assignment of a PN to a protected frame, is the next frame to be protected for the same SA assigned the next higher value of PN?	M	10.5.2	Yes[]
GEN-7	Is the SecTAG encoded as specified in Clause 9?	M	10.5.3, 9	
GEN-8	Is the ES bit set or clear as required by the management controls useES and alwaysIncludeSCI?	M	10.5.3	
GEN-9	Is the SC bit set or clear and the SCI explicitly encoded or not as required by the management controls useES, use SCB, alwaysIncludeSCI, and by the number of receive SCs?	M	10.5.3	
GEN-10	Is the SCB bit set or clear as required by the management controls useSCB and alwaysIncludeSCI?	M	10.5.3	
GEN-11	Is the E bit set if the frame is confidentiality protected, and clear otherwise?	M	9.5	
GEN-12	Is the C bit set if the octets of the Secure Data differ from those of the User Data or the ICV is not 16 octets, and clear otherwise?	M	9.5	
GEN-13	Is each frame transmitted from the Controlled Port protected using a Cipher Suite as specified in Clause 14 if protectFrames is set?	M	10.5	
GEN-14	Is OutOctetsEncrypted incremented by the number of octets in the User Data if confidentiality protections is provided, and OutOctetsProtected incremented otherwise?	M	10.5.4	
GEN-15	Is the protected frame transmitted if the MACsec PDU (SecTAG, Secure Data, and ICV) does not exceed the maximum data unit size supported by the Common Port and discarded otherwise?	M	10.5.5	

A.9 Secure Frame Verification

Item	Feature	Status	References	Support
VER-1	For each receive indication, does the Secure Frame Verification process examine the user data for a SecTAG and validate frames with a SecTAG as specified in 9.12, extracting and decoding the SecTAG as specified in 9.3 through 9.9, and extracting the User Data and ICV as specified in 9.10 and 9.11?	M	10.6, 9.3 through 9.9, 9.10, 9.11, 9.12	Yes[]
VER-2	Is a received frame without a SecTAG delivered to the Controlled Port if validateFrames is not Strict, and discarded otherwise?	M	10.6	Yes[]
VER-3	Is a received frame with the SecTAG E bit set and C bit clear discarded and not delivered to the Controlled Port?	M	10.6	Yes[]
VER-4	Is the received frame discarded if the SC is unknown and validateFrames is Strict or the C bit is set, and delivered to the Controlled Port otherwise?	M	10.6.1	Yes[]
VER-5	Is the received frame discarded if the SA is unused and validateFrames is Strict or the C bit is set, and delivered to the Controlled Port otherwise?	M	10.6.1	Yes[]
VER-6	Is the received frame discarded if the PN is less than the lowest acceptable packet number for the SA and replayProtect is enabled?	M	10.6.2, 10.6.4	Yes[]
VER-7	Is the InPktsOverrun counter incremented if a received frame is discarded for reasons not attributed to the data conveyed?	M	10.6.3	Yes[]
VER-8	If validateFrames is Disabled, is Cipher Suite validation omitted and a received frame delivered to the Controlled Port if the C bit is not set?	M	10.6.3, 10.6.5	Yes[]
VER-9	If validateFrames is not Disabled is the Cipher Suite used to validate the received frame?	M	10.6.3	Yes[]
VER-10	Are frames that are not successfully validated discarded if validateFrames is Strict or the C bit is set?	M	10.6.5	Yes[]
VER-11	Are the values for the next expected and lowest acceptable PN updated as specified in 10.6.5 following receipt of a MACsec PDU successfully validated by the Cipher Suite, and not modified by received frames otherwise?	M	10.6.5	Yes[]
VER-12	Are received frames not discarded by Secure Frame Verification delivered to the Controlled Port after removal of a SecTAG and ICV?	M	10.6	Yes[]

A.10 MACsec PDU encoding and decoding

Item	Feature	Status	References	Support
FMT-1	Does each MACsec PDU transmitted contain an integral number of octets?	M	9.1	Yes[]
FMT-2	Does each MACsec PDU transmitted comprise a SecTAG, formatted as specified in Clause 9, one or more octets of Secure Data, and an ICV of the length specified by the Cipher Suite in use?	M	9.1, 9.2, 9.3, Figure 9-1, 10.5.3	Yes[]
FMT-3	Is the EtherType encoded in the SecTAG the value specified in Table 9-1?	M	9.3, 9.4	Yes[]
FMT-4	Is the version number in the SecTAG encoded as zero?	M	9.5	Yes[]
FMT-5	Is the SC bit clear and the SCI not explicitly encoded if the ES bit is set?	M	9.5	Yes[]
FMT-6	Is the SC bit set if an SCI is explicitly encoded and clear otherwise?	M	9.5	Yes[]
FMT-7	Is the SC bit clear if the SCB bit is set?	M	9.5	Yes[]
FMT-8	Are bits 7 and 8 of octet 4 of the SecTAG zero?	M	9.7	Yes[]
FMT-9	Is each received MACsec PDU validated as specified in 9.12.	M	9.5	Yes[]

A.11 Key Agreement Entity LMI

Item	Feature	Status	References	Support
KAY-1	Does the implementation allow the KaY to read the values of the MAC_Enabled, MAC_Operational, and operPointToPointMAC parameters?	M	10.7.2	Yes[]
KAY-2	Does the implementation allow the KaY to set and clear the ControlledPortEnabled parameter, acting on the parameter as specified?	M	10.7.4, 10.7.5	Yes[]
KAY-3	Does the implementation allow the KaY to discover which Cipher Suites are implemented and how many receive SCs each can support?	M	10.2, 10.7.7, 10.7.16, 10.7.24	Yes[]
KAY-4	Does the implementation allow the KaY to create a receive SC?	M	10.6.1, 10.7.11	Yes[]
KAY-5	Does the implementation allow the KaY to create receive SAs as specified in 10.7.13?	M	10.7.13	Yes[]
KAY-6	Does the implementation allow the KaY to control the use of each receive SA and to update the values of the next expected PN and lowest acceptable PN as specified in 10.7.15?	M	10.7.15	Yes[]
KAY-7	Does the implementation allow the KaY to create transmit SAs as specified in 10.7.21?	M	10.7.21, 10.5.2	Yes[]

A.11 Key Agreement Entity LMI (continued)

Item	Feature	Status	References	Support
KAY-8	Does the implementation allow the KaY to control the use of each transmit SA as specified in 10.7.23?	M	10.7.23, 10.5.1, 10.5.2	Yes[]
KAY-9	Does the implementation allow the KaY to monitor the nextPN associated with each transmit SA in order to create a new SA with a fresh SAK prior to PN exhaustion?	M	10.7.2	Yes[]
KAY-10	Does the implementation allow the KaY to select the Current Cipher Suite as specified in 10.7.25?	M	10.7.25	Yes[]
KAY-11	Does the implementation allow the KaY to create and control an SAK as specified in 10.7.26 and 10.7.28?	M	10.7.26, 10.7.28	Yes[]

A.11.1 Management—control and status information

Item	Feature	Status	References	Support
Can each of the following parameter values be read by management?				
MGT1-1	The SCI for the SecY	M	10.7.1	Yes[]
MGT1-2	MAC_Enabled, MAC_Operational, and operPoint-ToPointMAC for the Uncontrolled Port	M	10.7.2	Yes[]
MGT1-3	MAC_Enabled, MAC_Operational, and operPoint-ToPointMAC for the Controlled Port	M	10.7.4	Yes[]
MGT1-4	The maximum number of receive SCs and SAKs that can be in simultaneous use	M	10.7.7	Yes[]
MGT1-5	validateFrames, replayProtect, and replayWindow	M	10.7.8	Yes[]
MGT1-6	The SCI, receiving, createdTime, startedTime, and stoppedTime for each receive SC	M	10.7.12	Yes[]
MGT1-7	inUse, nextPN, lowestPN, createdTime, startedTime, stoppedTime, and Key Identifier for each receive SA	M	10.7.14	Yes[]
MGT1-8	The maximum number of SAKs that can be in simultaneous use for transmission	M	10.7.16	Yes[]
MGT1-9	protectFrames, useES, useSCB, and alwaysIncludeSCI	M	10.7.17	Yes[]
MGT1-10	transmitting, createdTime, startedTime, and stoppedTime for the transmit SC	M	10.7.20	Yes[]
MGT1-11	inUse, nextPN, lowestPN, createdTime, startedTime, stoppedTime, and Key Identifier for each transmit SA	M	10.7.22	Yes[]
MGT1-12	The currentCipherSuite identifier and the confidentialityOffset for frames with confidentiality protection	M	10.7.25	Yes[]
MGT1-13	transmits, receives, and createdTime for each SAK	M	10.7.27	Yes[]
MGT1-14	Can the management information for each implemented Cipher Suite be read?	M	10.7.24	Yes[]

A.11.2 Management—basic controls

Item	Feature	Status	References	Support
Can the following parameters be written by management?				
MGT2-1	validateFrames	O	10.7.8, 10.6	Yes[] No []
MGT2-2	replayProtect	O	10.7.8, 10.6.2, 10.6.4	Yes[] No []
MGT2-3	replayWindow	O	10.7.8, 10.6.5	Yes[] No []
MGT2-4	protectFrames	O	10.7.17, 10.5	Yes[] No []
MGT2-5	useES	O	10.7.17, 10.5.3	Yes[] No []
MGT2-6	useSCB	O	10.7.17, 10.5.3	Yes[] No []
MGT2-7	alwaysIncludeSCI	O	10.7.17, 10.5.3	Yes[] No []
Can write access by management to each of the following parameters be disabled individually?				
MGT2-8	validateFrames	MGT2-1:M	10.7.8	Yes[]
MGT2-9	replayProtect	MGT2-2:M	10.7.8	Yes[]
MGT2-10	replayWindow	MGT2-3:M	10.7.8	Yes[]
MGT2-11	protectFrames	MGT2-4:M	10.7.17	Yes[]
MGT2-12	useES	MGT2-5:M	10.7.17	Yes[]
MGT2-13	useSCB	MGT2-6:M	10.7.17	Yes[]
MGT2-14	alwaysIncludeSCI	MGT2-7:M	10.7.17	Yes[]

A.11.3 Management—control over secure communication

Item	Feature	Status	References	Support
Can the following be created, controlled, or selected by management?				
MGT3-1	Receive SCs and SAs	O	10.7.11, 10.7.13, 10.7.15	Yes[] No []
MGT3-2	Transmit SAs	O	10.7.21, 10.7.23	Yes[] No []
MGT3-3	The current CipherSuite	O	10.7.25	Yes[] No []
MGT3-4	confidentialityOffset	O	10.7.25	Yes[] No []
MGT3-5	SAKs	O	10.7.26, 10.7.28	Yes[] No []
Can creation, control, or selection by management of the following be disabled individually?				
MGT3-1	Receive SCs and SAs	MGT3-1:M	10.7.11	Yes[]
MGT3-2	Transmit SAs	MGT3-2:M	10.7.21, 10.7.23	Yes[]
MGT3-3	The current CipherSuite	MGT3-3:M	10.7.25	Yes[]
MGT3-4	confidentialityOffset	MGT3-4:M	10.7.25	Yes[]
MGT3-5	SAKs	MGT3-5:M	10.7.25	Yes[]

A.11.4 Management—statistics

Item	Feature	Status	References	Support
Are each of the following interface statistics provided for the Controlled Port as specified in 10.7.6?				
MGT4-1	ifInOctets	M	10.7.6	Yes[]
MGT4-2	ifInUcastPkts, ifInMulticastPkts, ifInBroadcastPkts	M	10.7.6	Yes[]
MGT4-3	ifInDiscards	M	10.7.6	Yes[]
MGT4-4	ifInErrors	M	10.7.6	Yes[]
MGT4-5	ifOutOctets	M	10.7.6	Yes[]
MGT4-6	ifOutUcastPkts, ifOutMulticastPkts, ifOutBroadcastPkts	M	10.7.6	Yes[]
MGT4-7	ifOutErrors	M	10.7.6	Yes[]
Are each of the following frame verification statistics recorded as specified in 10.6 and maintained for the frame verification process as a whole?				
MGT4-8	InPktsUntagged	M	10.7.9, 10.6 Figure 10-5	Yes[]
MGT4-9	InPktsNoTag	M	10.7.9, 10.6 Figure 10-5	Yes[]
MGT4-10	InPktsBadTag	M	10.7.9, 10.6 Figure 10-5	Yes[]
MGT4-11	InPktsUnknownSCI	M	10.7.9, 10.6.1	Yes[]
MGT4-12	InPktsNoSCI	M	10.7.9, 10.6.1	Yes[]
MGT4-13	InPktsOverrun	M	10.7.9, 10.6.3	Yes[]
Are each of the following frame verification statistics recorded as specified in 10.6 and maintained for each receive SC?				
MGT4-14	InPktsUnchecked	M	10.7.9, 10.6.5	Yes[]
MGT4-15	InPktsDelayed	M	10.7.9, 10.6.5	Yes[]
MGT4-16	InPktsLate	M	10.7.9, 10.6.2, 10.6.4	Yes[]
Are each of the following frame verification statistics recorded as specified in 10.6 and maintained for each receive SC and for each of the four receive SAs corresponding to the last use of AN for that SC?				
MGT4-17	InPktsOK	M	10.7.9, 10.6.5	Yes[]
MGT4-18	InPktsInvalid	M	10.7.9, 10.6.5	Yes[]
MGT4-19	InPktsNotValid	M	10.7.9, 10.6.5	Yes[]
MGT4-20	InPktsNotUsingSA	M	10.7.9, 10.6.1	Yes[]
MGT4-21	InPktsUnusedSA	M	10.7.9, 10.6.1	Yes[]
Are each of the following frame validation statistics recorded as specified in 10.7?				
MGT4-22	InOctetsValidated	M	10.7.10	Yes[]
MGT4-23	InOctetsDecrypted	M	10.7.10	Yes[]
Are each of the following frame generation statistics recorded as specified in 10.5 and maintained for the frame verification process as a whole?				
MGT4-24	OutPktsUntagged	M	10.7.18, 10.5	Yes[]

A.11.4 Management—statistics (continued)

Item	Feature	Status	References	Support
MGT4-25	OutPktsTooLong	M	10.7.18, 10.5.5, Figure 10-4	Yes[]
Are each of the following frame generation statistics recorded as specified in 10.5 and maintained for each of the four transmit SAs corresponding to the last use of AN for the transmit SC?				
MGT4-26	OutPktsProtected	M	10.7.18, 10.5.4	Yes[]
MGT4-27	OutPktsEncrypted	M	10.7.18, 10.5.4	Yes[]
Are each of the following frame protection statistics recorded as specified in 10.7?				
MGT4-28	OutOctetsProtected	M	10.7.19	Yes[]
MGT4-29	OutOctetsEncrypted	M	10.7.19	Yes[]

A.12 Additional fully conformant Cipher Suite capabilities

Item	Feature	Status	References	Support
CSA-1	Name of Cipher Suite as specified in Clause 14. -----			
CSA-2	Does the Cipher Suite implementation provide integrity without confidentiality?	O	14.2(a)	Yes[] No []
CSA-3	Does the Cipher Suite implementation provide confidentiality for all the octets of the User Data?	–CSV-19: O CSV-19: M	14.2(d), 14.3(c)	Yes[] No []
CSA-4	Does the Cipher Suite implementation provide offset confidentiality for the User Data?	O	14.2(e), 14.3(c)	Yes[] No []
CSA-5	What is the maximum number of receive SCs supported by the Cipher Suite implementation? -----		5.3(i)	
CSA-6	What is the maximum number of receive SAKs supported by the Cipher Suite implementation? -----		5.3(i)	

A.13 Additional variant Cipher Suite capabilities

Item	Feature	Status	References	Support
CSV-1	Name of Cipher Suite or other commonly used identification (to be supplied) -----			
CSV-2	Identify the specification(s) of the Cipher Suite, including any additional information necessary to acquire the specification(s) (supply items of Additional Information if necessary) ----- ----- ----- -----	M	14.3	
CSV-3	Does the specification include interoperable protection and verification procedures specified in terms of the parameters of 14.1?	M	14.3, 14.1	Yes []
CSV-4	Does the specification state: Whether confidentiality of the User Data is provided? The maximum difference in the lengths of the User Data and Secure Data? The length of the ICV? The length and properties of the keys required, including assumptions of the scope and uniqueness?	M	14.3(a) 14.3(b) 14.3(c) 14.3(d)	Yes [] Yes [] Yes [] Yes []
CSV-5	Do the Cipher Suite algorithms have an effective key length of at least 128 bits, and does any block cipher used have a block width of at least 128 bits?	M	14.4.1(a)	Yes[]
CSV-6	If serviced by separate algorithms, the properties of the authentication and confidentiality mechanisms are combinable in accordance with well-established security results?	M	14.4.1(b)	Yes[]
CSV-7a	Is the underlying cryptographic cipher approved by either a national or international standards body or a government agency?	O.1	14.4.1(c)(1)	Yes[] No[]
CSV-7b	Does the additional Cipher Suite meet the conditions expressed in 14.4.1(c)(2)?	O.1	14.4.1(c)(2)	Yes[] No[]
CSV-8	Does the Cipher Suite satisfy the message authentication requirements of 14.4.1? Identify the proof of security, including any additional information necessary to acquire the proof ----- -----	CSV-7b:M	14.4.1(c)(2)(i)	Yes []
CSV-9	Does the Cipher Suite satisfy the confidentiality requirements of 14.4.1? Identify the proof of security, including any additional information necessary to acquire the proof ----- -----	CSV-7b:M	14.4.1(c)(2)(ii)	Yes []

A.13 Additional variant Cipher Suite capabilities (continued)

Item	Feature	Status	References	Support
CSV-10	Does the Cipher Suite use mechanisms for confidentiality and authentication in a way that is consistent with the proofs of security?	CSV-7b:M	14.4.1(c)(2)(iii), 14.4.1(c)(2)(iv),	Yes[]
CSV-11	Does the Cipher Suite provide integrity protection for the SCI, PN, Source Address, Destination Address, SecTAG, and User Data?	M	14.2(a)	Yes[]
CSV-12	Does the Cipher Suite provide protection for up to $2^{32}-1$ invocations without requiring a fresh SAK?	M	14.2(b)	Yes[]
CSV-13	Does the Cipher Suite generate a predictable number of octets of Secure Data and ICV given any specific number of octets of User Data?	M	14.2(c)	Yes[]
CSV-14	Does the maximum difference in length of the User Data and the Secure Data plus ICV exceed 896 octets?	X	14.2(f)	Yes[]
CSV-15	What is the maximum difference in length of the User Data and the Secure Data? _____ octets		14.3(b)	
CSV-16	What is the length of the ICV _____ octets		14.3(e)	
CSV-17	Does the specification specify the length and properties of the keys required, including assumptions of the scope of uniqueness?	M	14.3(f)	Yes[]
CSV-18	Does the Cipher Suite implementation provide confidentiality for all the octets of the User Data?	–CSV-19: O CSV-19:M	14.2(d), 14.3(c)	Yes[] No []
CSV-19	Does the Cipher Suite implementation provide offset confidentiality for the User Data?	O	14.2(e), 14.3(c)	Yes[] No []
CSV-20	Does the Cipher Suite modify or constrain the values of the SCI, PN, Source Address, Destination Address, or SecTAG fields other than as specified in Clause 14?	X	14.2(g)	No []
CSV-21	Does the Cipher Suite require an SAK exceeding 1024 bits long?	X	14.2(h)	No []
CSV-22	Does the Cipher Suite require different keys for the protect and validate operations?	X	14.2(i)	No []
CSV-23	What is the maximum number of receive SCs supported by the Cipher Suite implementation? _____		5.3(i)	
CSV-24	What is the maximum number of receive SAKs supported by the Cipher Suite implementation? _____		5.3(i)	

Annex B

(informative)

Bibliography

[B1] Fowler, M., “UML Distilled: A Brief Guide to the Standard Object Modeling Language, Third Edition,” Pearson Education Inc., Boston, 2004, ISBN 0-321-19368-7.

[B2] IEEE P802.1af, Draft Standard for Key Agreement for MAC Security.¹⁷

[B3] IEEE 100, *The Authoritative Dictionary of IEEE Standards Terms*, Seventh Edition.

[B4] IETF RFC 2279, UTF-8, a Transformation format of ISO 10646, Yergeau, F., January 1998.

[B5] IETF RFC 2406, IP Encapsulating Security Payload (ESP), Kent, S., Atkinson, R., November 1998.

[B6] IETF RFC 2737, Entity MIB (Version 2), McCloghrie, K., Bierman, A., December 1999.

[B7] IETF RFC 3232, Assigned Numbers: RFC 1700 is Replaced by an On-line Database, Reynolds, J., January 2002.

[B8] IETF RFC 3410, Introduction and Applicability Statements for Internet-Standard Management Framework, Case, J., Mundy, R., Partain, D., and Stewart, B., December 2002.

[B9] IETF RFC 3411, An Architecture for Describing Simple Network Management Protocol (SNMP) Management Frameworks, Harrington, D., Presuhn, R., and Wijnen, B., December 2002.

[B10] ISO 6937-2: 1983, Information processing—Coded character sets for text communication—Part 2: Latin alphabetic and non-alphabetic graphic characters.¹⁸

[B11] ISO/IEC TR 11802-2: 1997, Information technology—Telecommunications and information exchange between systems—Local and metropolitan area networks—Technical reports and guidelines—Part 2: Standard Group MAC addresses.

[B12] McGrew, D. A., Viega, J., “The Security and Performance of the Galois/Counter Mode (GCM) of Operation (Full Version), <http://eprint.iacr.org/2004/193.pdf>.

¹⁷Numbers preceded by P are IEEE authorized standards projects that were not approved by the IEEE-SA Standards Board at the time this publication went to press. (The most recent draft should be used.) For information about obtaining drafts, contact the IEEE.

¹⁸ISO and ISO/IEC documents are available from the ISO Central Secretariat, 1 rue de Varembe, Case Postale 56, CH-1211, Genève 20, Switzerland/Suisse; and from the Sales Department, American National Standards Institute, 11 West 42nd Street, 13th Floor, New York, NY 10036, USA.