



INTERNATIONAL
ELECTROTECHNICAL
COMMISSION

Information from IEC TC65 to IEEE 802

Saint John's, Canada, 06. Sep. 2017



**Establishing a joint group
between IEC 65C/MT9 and
IEEE 802.1 to an industry
profile using TSN**

Ludwig WINKEL – Siemens AG



IEC TC65 Title

INDUSTRIAL PROCESS MEASUREMENT, CONTROL AND AUTOMATION



IEC TC 65 INDUSTRIAL-PROCESS MEASUREMENT, CONTROL AND AUTOMATION

Chairman: **I. WEBER (DE)**
 Secretary: **R. BELLIARDI (FR)**
 Assist. Sec: **B. DUMORTIER (FR)**
 Technical Officer: **M. COCIMAROV**

AG: ADVISORY GROUP

16

SC 65A SYSTEM ASPECTS	SC 65B MEASUREMENT & CONTROL DEVICES	SC 65C INDUSTRIAL NETWORKS	SC 65E DEVICES AND INTEGRATION IN ENTERPRISE SYSTEMS	WG1: Terms & Definitions Convenor: W. CRAEMER (DE) 6
Chairman: R. KRETSCHMANN(US) Secretary: P. LUZAJIC (GB)	Chairman: W. HARTMANN (DE) Secretary: D. VASKO (US) Assist.Sec: J. HARMAN (US)	Chairman: T. CAPEL (CA) Secretary: V. DEMASSIEUX (FR) Assist.Sec: B. DUMORTIER (FR)	Chairman: J. BRIANT (FR) Secretary: B. LATTIMER (US) Assistant Sec: C.ROBINSON(US)	WG10: Net & Syst. Security Convenor: L. NEITZEL (US) 73
WG4: E.M.C. Requirements Convenor: B. JAEKEL (DE) 25	WG5: Temperature Sensor Convenor: M. GOTOH (JP) 23	MT9: Fieldbus Maintenance Convenor: L. WINKEL (DE) 59	WG2: Prod. Prop. & Class Convenor: P. ZGORZELSKI (DE) 11	WG12: P&I P&ID PCE-CAE Convenor: G. MAYR (DE) 10
WG14: Funtional Safety Guide Convenor: R. BELL (GB) 21	WG6: Testing & Evaluation Convenor: D. FANTONI (IT) 25	JWG10: Industrial Cabling Convenor: F. RUSSO (IT) 42	WG3: Commissioning Convenor: T. KNOHL (DE) 4	JWG13: Safety requirements Convenor: R.KRETSCHMANN(US) 34
WG15: Alarm systems Convenor: D.G. DUNN (US) 24	WG7: Programmable control sy. Convenor: R.KRETSCHMANN(US) 67	WG12: FS for fieldbus Convenor: V. DEMASSIEUX (FR) 58	WG4: Field Device Tools Convenor: C.DIEDRICH (DE) 14	JWG14: Energy Efficiency(EEIA) Convenor: G. HOERCHER (DE) 42
WG16: IEC 61069 Convenor: R.KRETSCHMANN (US) 11	WG9: Final Control Elements Convenor: A. GLENN (US) 15	WG13: Cyber Security Convenor: T. PHINNEY (US) 25	WG7: Function Block + EDDL Convenor: C.DIEDRICH (DE) 16	WG15: Documents f.Process Industry Convenor: S. SCHÜLER(DE) 11
WG17: Human Factors and FS Convenor: H. SCHAUB (DE) 23	WG14: Analyzing Equipment Convenor: J. TATERA (US) 23	WG15: High Availability network Convenor: G. HOERCHER (DE) 41	WG8: OPC Convenor: I. WEBER (DE) 21	WG16: Digital Factory Convenor: T. HADLICH(DE) 29
MT61508-1/2 Maintenance Convenor: R. BELL (GB) 58	WG15: Function Block Convenor: J. CHRISTENSEN(US) 17	WG16: Wireless Convenor: JD. DECOTIGNIE(CH) 48	WG9: Automation ML Convenor: B. GRIMM (DE) 13	WG17: Smart Grid Interface Convenor: T. ISHIKUMA (JP) 18
MT61508-3 Maintenance Convenor: A. CANNING (GB) 53	WG16: Power sources Convenor: L. WINKEL (DE) 11	WG17: Wireless Coexistence Convenor: L. WINKEL (DE) 32	WG10: Device Management Convenor: I. VERHAPPEN (CA) 6	WG18: Cause and Effect Table Convenor: H. WEBER (DE) 9
MT61511 FS for Process Ind. Convenor: V. MAGGIOLI (US) 62	JWG7: LOP Pressure Measuring Convenor: P. ZGORZELSKI(DE) 10		JWG5: Enterprise Control SI Convenor: D. BRANDL (US) 26	WG19: Lifecycle Mgmt. Convenor: M. ULLEMEYER (DE) 11
MT61512 Batch Control systems Convenor: R. DWIGGINS (US) 14	JWG 8: LOP Temperature Convenor: D. BOGHUN (DE) Convenor: P. ZGORZELSKI (DE) 10		JWG6: Device Profile. Convenor: I. WEBER (DE) 9	WG20: Framework Safety&Security Convenor: K. DEMACHI (JP) 31
AHG16 Human factors and FS Convenor: H. SCHAUB (DE) 16	JWG 17: LOP valves&process regulators Convenor: R. OKUTSU (JP) 11		WG 11: Condition Monitoring Convenor: M. Wollschlaeger(DE) 10	JWG 21: Smart Manufacturing Reference Model(s) Convenor: M. Hankel (DE) 6
AHG17: Terminology Convenor: R. Kretschrnann (US) 8	PT61207-7: Gas Analyzers Convenor: J. WANG (CN) 5		AHG 1: Smart Manufacturing Information Models Convenor: P. JUHEL (FR) 21	AHG 2: Reliability Convenor: LU, Ding (CN) 10
	PT62829: Chemometrics Convenor: M. MAIWALD (DE) 7			AHG 3: Smart Manufacturing Framework and Architecture Convenor: R. HEIDEL(DE) 33
	PT62492-2: Radiation thermom. Convenor: M. GOTOH (JP) 6			
	PT61987-24: Chemometrics Convenor: P. ZGORZELSKI (DE) 11			

- Overview**
- 380 Standards
 - 58 working groups
 - 1436 seats, 684 experts
 - 30 countries
 - 94 Publications in last financial year

■ Yellow are the groups that will be involved in Smart Manufacturing



IEC TC65 Scope

TC65 provides today a framework of standards for the industry

- **Vertical: from enterprise through control and sensors/actuators to the process/product**
- **Life cycle phases: from design, engineering, commissioning, operation to decommissioning**
- **Horizontal: all industry e.g. batch, continuous, discrete**
- **Supply chain: from inquiry to distribution and maintenance**
- **System scope:**
 - **interfaces to other domains e.g. Smart Grid,**
 - **open interfaces e.g. OPC UA for the office floor,**
 - **open integration of components and communication**
- **Non functional requirements are supported e.g. safety, security, real time responses, reliability, etc.**

See: http://www.iec.ch/dyn/www/f?p=103:7:0:::::FSP_ORG_ID,FSP_LANG_ID:1250,25



Maintenance for IEC 61158 (Fieldbus)

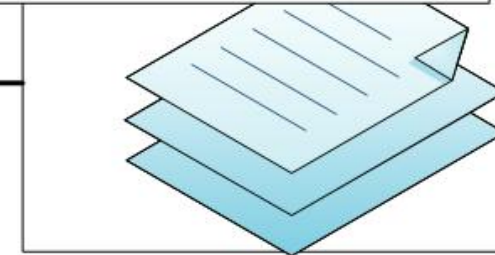
**Industrial
communication
networks -**

FIELDBUS SPECIFICATIONS -

**IEC 61158
Fieldbus
Types**

*PART 1: Overview and
guidance for the IEC 61158
and IEC 61784 series*

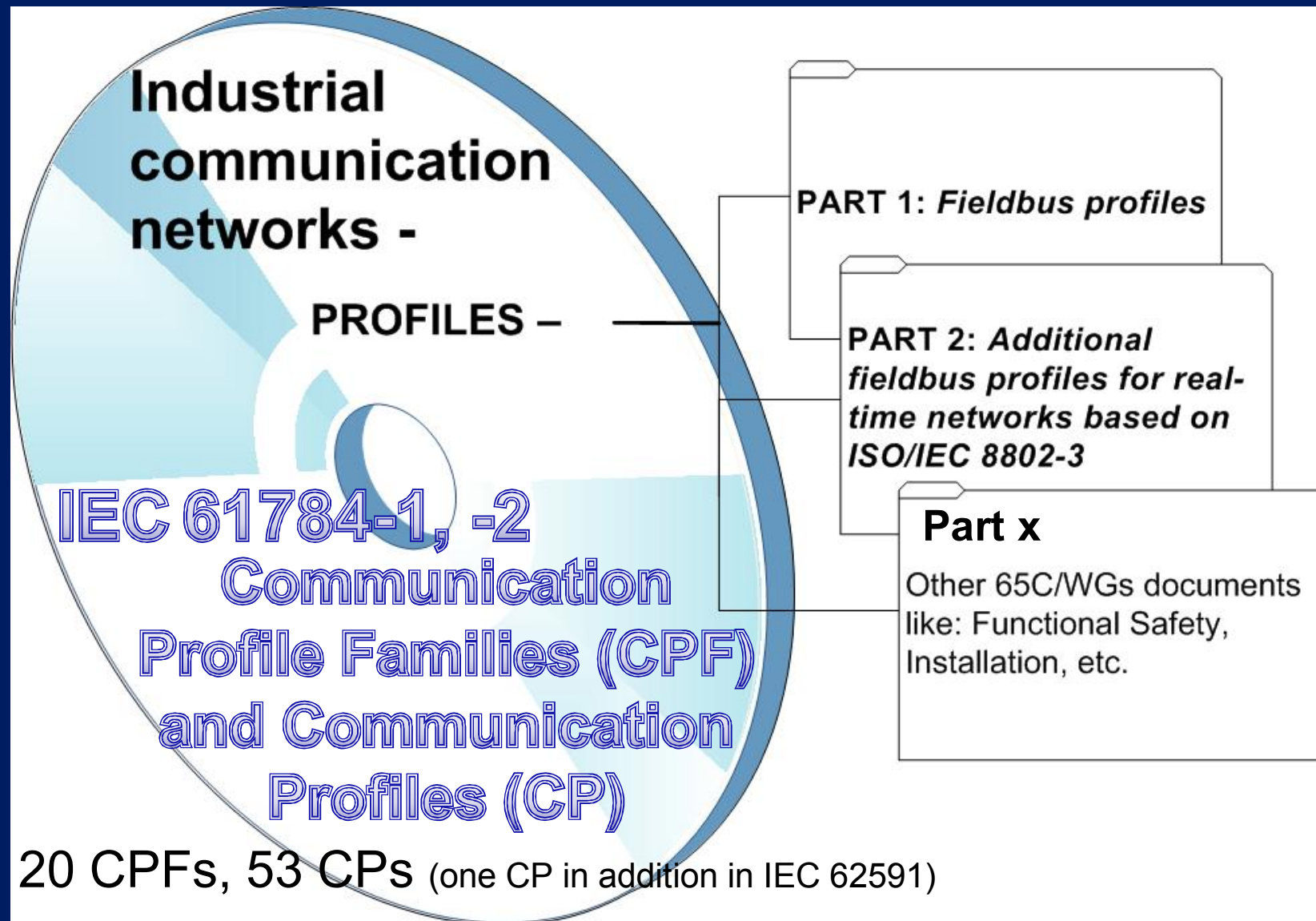
*PART 2: Physical layer
specification and service
definition*



*PART 3, 4, 5 and 6:
Data / Application Layer
protocol specification and
service definition*



Maintenance for IEC 61784-1 and IEC 61784-2 (Profiles)



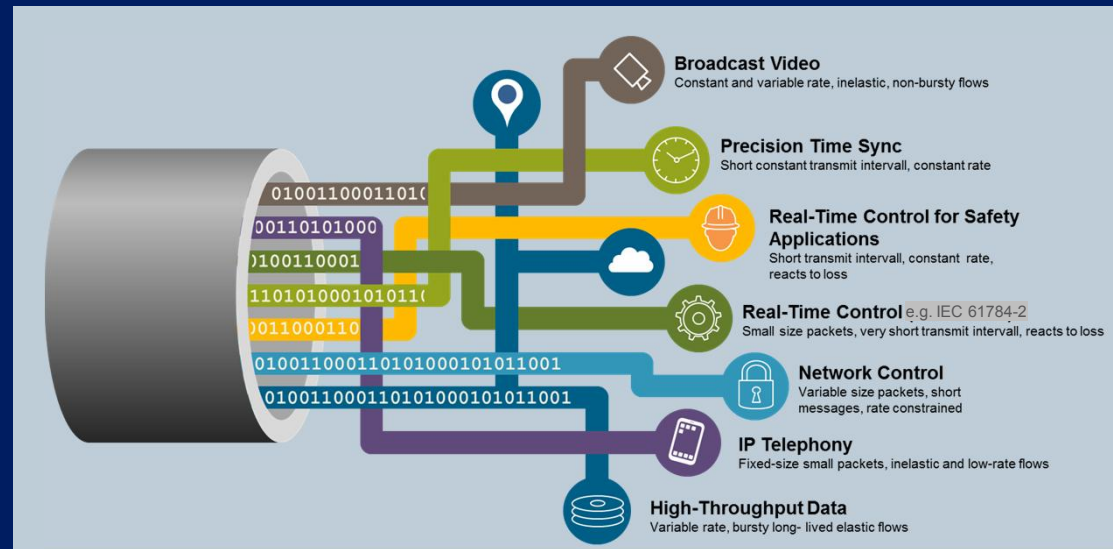


Maintenance for IEC 61158 and IEC 61784-1 and IEC 61784-2 (Fieldbus)

- **83 published documents in 2014 on about 21 000 pages per language.**
- **87 documents expected in the 2018 edition (2 more CPFs with each 2 additional documents)**

TSN Objectives in Industrial Networks

- Convergence of multiple applications, which share a common network and get the required QoS each.
- Standardized interface for end-stations to gain guaranteed Quality of Service (QoS) for
 - Real-time communication,
 - Bounded low latency,
 - High availability.



Synchronization	Low Latency
Robustness	High Availability

TSN = multiple IEEE Standards:
 (e.g.: IEEE 802.1ASbt, IEEE 802.1Qbu, IEEE 802.1Qbv, IEEE 802.1Qca, IEEE 802.1CB, IEEE 802.1Qcc)



Membership

- 65C/MT9 is convened by Ludwig Winkel (DE).
- 53 experts from 14 NCs plus 9 experts nominated from 9 D-Liaison partners.

- **TSN allows maintaining determinism with the confidence of being able to satisfy the requirements of less demanding traffic sharing the medium. The meaning of convergence in TSN is the successful convergence of critical control, non-critical control, and data streams on a single network.**



TSN defines **sub-standards** – not a single **protocol** (see <http://www.ieee802.org/1/pages/tsn.html>)!



TSN Profile Objectives

- Configuration Models
- User Network Interface (UNI)
- Network Internal Interface (NII)
- Synchronization: IEEE 1588, IEEE 802.1AS
- TSN Features:
 - Traffic Scheduling and Shaping
 - Robustness and Redundancy
- Security (MAC SEC)



Need for a „Industrial Automation Profile“

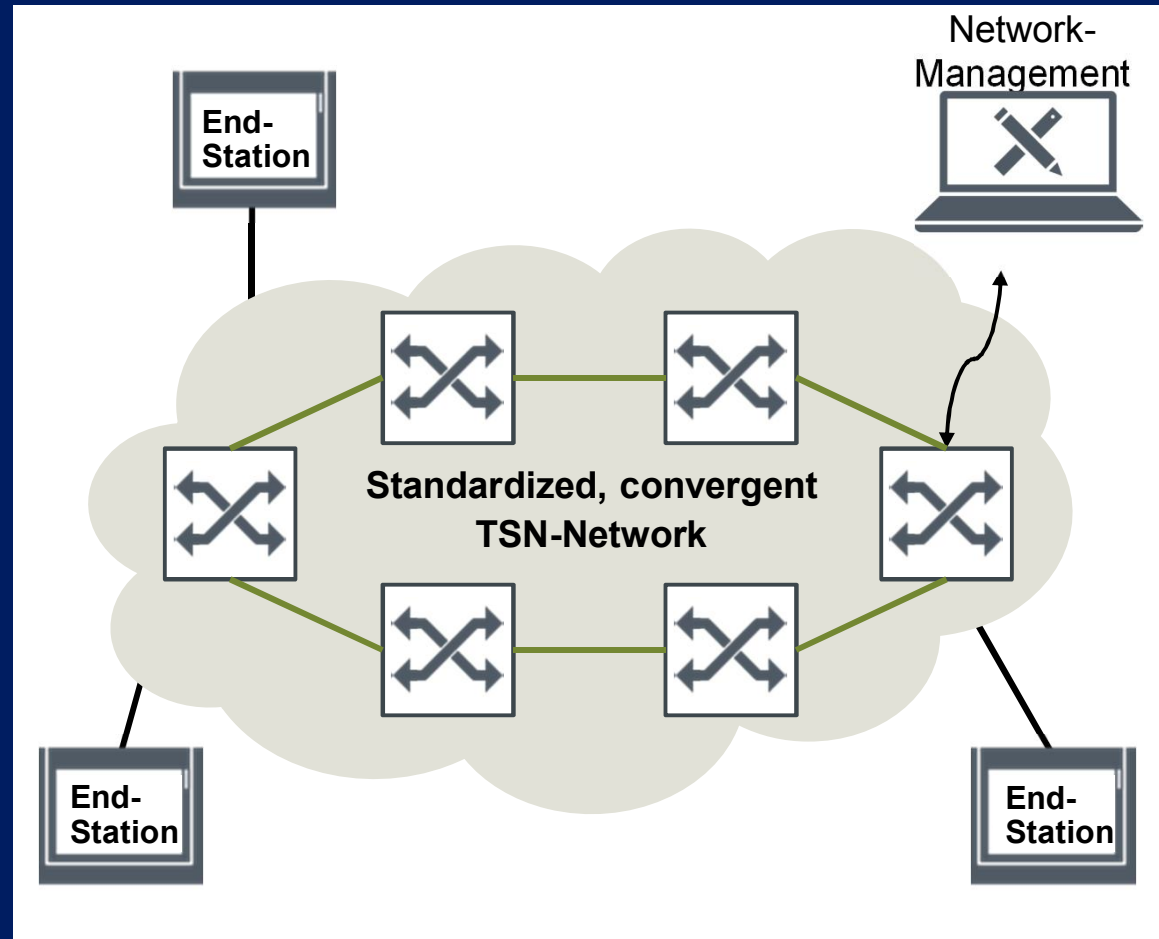
- **Several different application domains were driving and influencing different Amendments of IEEE 802.1, so that not all of them make sense for „Industrial Automation Applications“.**
- **Examples of application domains:**
 - **Audio/Video Bridging**
 - **Measurement**
 - **Industrial Automation**
 - **Automotive**

■ Effects of TSN

- Standard Ethernet becomes real-time capable even with a mixed traffic.
- „Any“ Ethernet based Communication can make use of real-time capabilities
 - OPC UA
 - ...
- TSN enables a technology-push based on Standard Ethernet Components

■ Precondition

- TSN supporting hardware, firmware and software





Conclusion

- **The motivation of IEC 65C/MT9 to establish a joint effort of IEC and IEEE is that we will have the competence of IEEE 802 on board to specify the profile and if there will be gaps to have a short and quick relation to amend the technology suitable for the industrial automation industries.**
- **The process to form and work jointly together is described in the “Guide to IEC/IEEE Cooperation”; This brochure, as well as other documents and guidelines concerning IEC IEEE cooperation can be accessed at <http://www.iec.ch/iec-ieee> or directly on http://standards.ieee.org/develop/intl/iec_ieee_coop.pdf**



INTERNATIONAL
ELECTROTECHNICAL
COMMISSION

THANK YOU!

