

Extending B3 frame formats to include WDS support.

Revision 1.0

**David Bagby
Bob O'Hara
Dave Roberts**

**Advanced Micro Devices
One AMD Place
Sunnyvale CA, 94088**

IEEE 802.11 Presentation Nov 1994

Page 1

DOC 94/248 rev 1.0

Summary of proposed changes.

- **Functionality:**
 - Connectivity combinations
- **Performance:**
 - Header lengths
 - Duplicate detection
 - Frame filtering
- **This presentation will comment on each of these subjects.**

IEEE 802.11 Presentation Nov 1994

Page 2

DOC 94/248 rev 1.0

Guidance from August 94 meeting:

- **Get functionality correct as highest priority.**
- **Efficiency improvements follow functionality in priority.**
- **Using this guideline, this paper analyzes functionality first, performance improvements second.**

IEEE 802.11 Presentation Nov 1994

Page 3

DOC 94/248 rev 1.0

Connectivity cases:

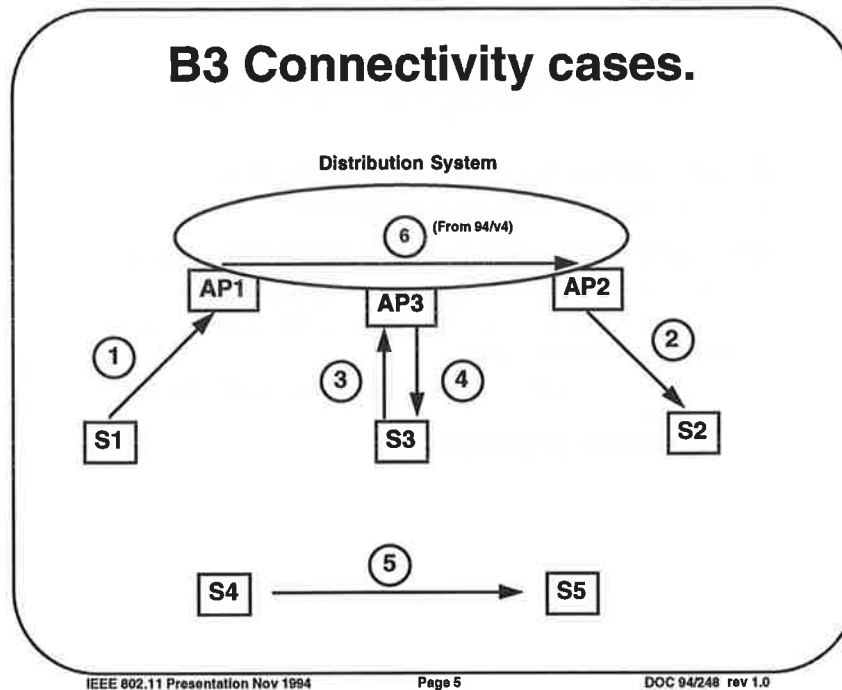
- **10 connectivity cases:**
 - 5 cases from 236
 - 5 additional cases

IEEE 802.11 Presentation Nov 1994

Page 4

DOC 94/248 rev 1.0

B3 Connectivity cases.



Additional cases

- Committee discussion has been using loose terminology, resulting in less than optimum analysis.
- Stricter terminology and attention to notational detail are required to correctly understand all the cases.
- Therefore, the first step in the analysis is to establish more precise terminology...

Terminology problems:

- STAn has been used to describe both a station and a station's address.
- APs, and their address are described as APn.
 - This obscures the fact that APs ARE Stations.
 - This obscures the fact that APs straddle two logically different address spaces.
 - » The two address spaces could physically be the same.
 - » This lead to 94/v4's case 6.

IEEE 802.11 Presentation Nov 1994

Page 7

DOC 94/248 rev 1.0

Terminology problems:

- The loose english concepts of "within a BSS", "within an ESS", "a member of a BSS", "associated" and "in the same physical volume" have been used interchangeably.
 - This has caused much confusion among members.
 - There are several of these cases depending on how the loose terms are interpreted.
 - 94/v4 identified 2 (v4 cases 7, 8).

IEEE 802.11 Presentation Nov 1994

Page 8

DOC 94/248 rev 1.0

Let's get more formal in terminology.

- **Maddr(sta) == 802.11 MAC address of a STA.**
 - This can only be a wireless medium address as that is the only address space used by 802.11.
 - This notation is for 802.11 stations.
 - This covers both STAs and APs, since APs are addressable STAs within the 802.11 MAC address space.
- **DSaddr(sta) == the DS address of an AP.**
 - This is the address used by the DS to address the DS side of an AP.
 - The details of the DS address space are dependent on the DS implementation and outside the scope of 802.11.
 - The single DS implementation that 802.11 impacts is when a DS is implemented using an 802.11 wireless medium.

IEEE 802.11 Presentation Nov 1994

Page 9

DOC 94/248 rev 1.0

B3 notation:

- B3 uses the following concepts:
- **SA = source address**
- **DA = Destination address**
- **VIA = the address of the (single) AP which is a member of a specific BSS.**
 - This name was changed to BSSID during the August meeting.
- **“To bit”:** indicates if a frame was “to” an AP.
- **“From bit”:** indicates if a frame was “from” an AP.

IEEE 802.11 Presentation Nov 1994

Page 10

DOC 94/248 rev 1.0

The connectivity categories:

- Infrastructure cases
- Independent BSS (“Ad-Hoc”) cases
- Wireless DS cases
- Mixed terminology cases

IEEE 802.11 Presentation Nov 1994

Page 11

DOC 94/248 rev 1.0

Infrastructure cases:

- Case 1: STA to STA, via DS; first link
 - Example: Frame from S1 destined to S2, entering DS via AP1
- Case 2: STA to STA via DS; last link
 - Example: Frame from S1 destined to S2, exiting DS via AP2
- Case 3: STA to AP; frame destined for AP
 - Example: Frame from S3 destined to AP3
- Case 4: AP to STA; frame originated by AP
 - Example: Frame from AP3 destined to S3

IEEE 802.11 Presentation Nov 1994

Page 12

DOC 94/248 rev 1.0

Independent BSS (“Ad-Hoc”) cases:

- **Case 5: STA to STA direct.**
 - Example: Frame originated by S4 destined for S5.

IEEE 802.11 Presentation Nov 1994

Page 13

DOC 94/248 rev 1.0

Wireless DS case:

- **Case 6: AP to AP, distributing (a case 1 or 2 frame) via the same (i.e. in-band) wireless medium as that used for either the first OR last link.**

IEEE 802.11 Presentation Nov 1994

Page 14

DOC 94/248 rev 1.0

Mixed terminology cases:

- “Overlapping”, “within”, “when a member of” etc.
- More later, after we have examined the concepts that are being intermixed...

IEEE 802.11 Presentation Nov 1994

Page 15

DOC 94/248 rev 1.0

Separate overloaded concepts

- Analysis of case 6 points out that we are still mixing concepts and overloading different concepts onto address fields.

IEEE 802.11 Presentation Nov 1994

Page 16

DOC 94/248 rev 1.0

Architectural “transit points”:

- Originator of a frame.
- Terminator of a frame.
- Transmitter of a frame.
- Receiver of a frame.

IEEE 802.11 Presentation Nov 1994

Page 17

DOC 94/248 rev 1.0

Architectural “transit points”:

- The term “source” has been used to refer to both the *Originator* and the *Transmitter* of a frame.
- The term “destination” has been used to refer to both the *Destination* and the *Receiver* of a frame.
- Confusion occurs because we do not always mean the same thing by “source” and “destination” in all cases.
- This is probably because our brains have been constrained by thinking about networks with zero levels of indirection.
- The 802.11 architecture is a 1 indirection level system.

IEEE 802.11 Presentation Nov 1994

Page 18

DOC 94/248 rev 1.0

Architectural “transit points”:

- In the Ad-hoc cases:
 - Originator = Transmitter = “source”
 - Terminator = Receiver = “destination”
- Infrastructure cases:
 - The VIA concept in B3, is a recognition that in transiting an ESS, “receiver” does NOT always equal “terminator”.
 - Case 6, also points out that if you have a WDS, “originator” does not always equal “transmitter”.
 - » This leads one to introduce the concept of “RA”.

IEEE 802.11 Presentation Nov 1994

Page 19

DOC 94/248 rev 1.0

Let's name these different addresses.

- Let [variable] == the value of “variable”;
- [SA] = Maddr (of the STA which originated the frame).
 - This is consistent with the term SA as used in other 802 standards.
- [DA] = Maddr (of the STA which is the final destination of the frame).
 - This is consistent with the term DA as used in other 802 standards.
- [RA] = Maddr (of the STA which is intended to receive the frame off the 802.11 wireless medium).
- [TA] = Maddr (of the STA which placed the frame onto the 802.11 wireless medium).

IEEE 802.11 Presentation Nov 1994

Page 20

DOC 94/248 rev 1.0

Frame direction wrt DS

- 802.11 has also found it necessary to specify the direction of a frame with respect to the DS.
- This is done by bits in the FC field of the frame header.
- "To bit" == Frame is entering the DS from the wireless medium via an AP.
- "From bit" == Frame is exiting the DS via an AP onto the wireless medium.

IEEE 802.11 Presentation Nov 1994

Page 21

DOC 94/248 rev 1.0

Frame direction wrt DS

- The truth table for these bits is:

TO	FROM	Meaning
False	False	"Direct, not via a DS"
False	True	"Frame outbound from DS"
True	False	"Frame inbound to DS"
True	True	"Frame wirelessly distributed"

- The concept is not to / from an AP.
- The concept is to / from the DS.
- We should correct the names of the bits:
 - "To AP" is changed to "To DS"
 - "From AP" is changed to "From DS"

IEEE 802.11 Presentation Nov 1994

Page 22

DOC 94/248 rev 1.0

Consider cases concepts separated out...

- Before optimizing the addressing needed for each case, we must clearly understand which address is needed for each case and why.
- Note: A claim that four addresses are needed in every message is not going to be made.

IEEE 802.11 Presentation Nov 1994

Page 23

DOC 94/248 rev 1.0

Independent BSS ("Ad-Hoc") cases:

- Case 5: STA to STA direct.
- Example: Frame originated by S4 destined for S5.
 - [SA] = Maddr(S4)
 - [DA] = Maddr(S5)
 - [TA] = Maddr(S4)
 - [RA] = Maddr(S5)
 - [To] = False
 - [From] = False

IEEE 802.11 Presentation Nov 1994

Page 24

DOC 94/248 rev 1.0

Infrastructure cases:

- Case 1: STA to STA, via DS; first link
- Example: Frame from S1 destined to S2, entering DS via AP1
 - [SA] = Maddr(S1)
 - [DA] = Maddr(S2)
 - [TA] = Maddr(S1)
 - [RA] = Maddr(AP1)
 - [To] = True
 - » Frame is inbound to DS
 - [From] = False

IEEE 802.11 Presentation Nov 1994

Page 25

DOC 94/248 rev 1.0

Infrastructure cases:

- Case 2: STA to STA via DS; last link
- Example: Frame from S1 destined to S2, exiting DS via AP2
 - [SA] = Maddr(S1)
 - [DA] = Maddr(S2)
 - [TA] = Maddr(AP2)
 - [RA] = Maddr(S2)
 - [To] = False
 - [From] = True
 - » Frame is outbound from DS

IEEE 802.11 Presentation Nov 1994

Page 26

DOC 94/248 rev 1.0

Infrastructure cases:

- **Case 3: STA to AP; frame destined for AP**
- **Example: Frame from S3 destined to AP3**
 - [SA] = Maddr(S3)
 - [DA] = Maddr(AP3)
 - [TA] = Maddr(S3)
 - [RA] = Maddr(AP3)
 - [To] = False
 - » frame is NOT inbound to DS, it is destined to the AP.
 - [From] = False
 - » frame is NOT outbound from DS

IEEE 802.11 Presentation Nov 1994

Page 27

DOC 94/248 rev 1.0

Infrastructure cases:

- **Case 4: AP to STA; frame originated by AP**
- **Example: Frame from AP3 destined to S3**
 - [SA] = Maddr(AP3)
 - [DA] = Maddr(S3)
 - [TA] = Maddr(AP3)
 - [RA] = Maddr(S3)
 - [To] = False
 - » frame is NOT inbound to DS
 - [From] = False
 - » frame is NOT outbound from DS, it originated at the AP.

IEEE 802.11 Presentation Nov 1994

Page 28

DOC 94/248 rev 1.0

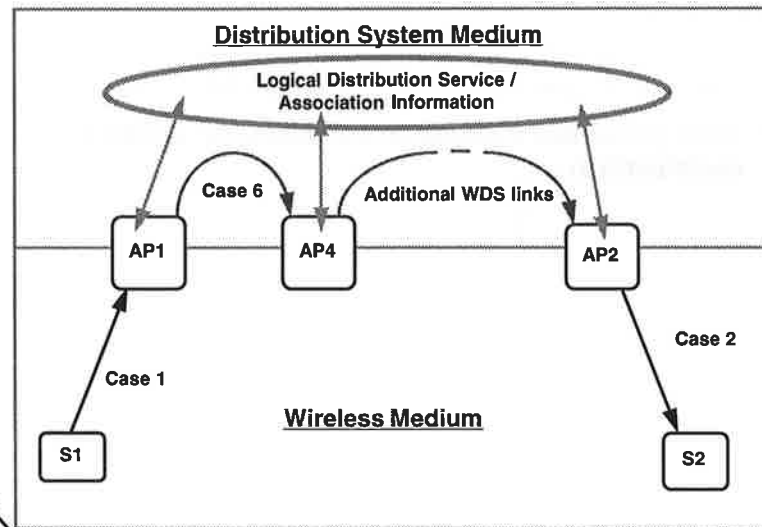
Wireless DS cases

IEEE 802.11 Presentation Nov 1994

Page 29

DOC 94/248 rev 1.0

Wireless DS general case



IEEE 802.11 Presentation Nov 1994

Page 30

DOC 94/248 rev 1.0

Wireless DS case

- **Case 6: AP to AP, distributing a frame via the wireless medium.**
- **Example: Frame from S1 destined to S2, transiting a wireless DS between AP1 and AP4**
 - [SA] = Maddr (S1)
 - [DA] = Maddr (S2)
 - [TA] = Maddr (AP1)
 - [RA] = Maddr (AP4)
 - [To] = True
 - » frame IS inbound to DS from the wireless medium
 - [From] = True
 - » frame IS outbound from DS onto the wireless medium

IEEE 802.11 Presentation Nov 1994

Page 31

DOC 94/248 rev 1.0

Wireless DS case

- **Note: with all four addresses, it is possible to handle an arbitrary number of WDS hops.**
- **This provides a general solution for wireless distribution.**

IEEE 802.11 Presentation Nov 1994

Page 32

DOC 94/248 rev 1.0

Mixed terminology cases

- Many loose terms causing confusion:
 - “Overlapping”
 - “within”
 - “when a member of”
 - “in the same volume as”
 - “Associated with”
 - etc...
- The key concept is Overlapping coverage volumes.

IEEE 802.11 Presentation Nov 1994

Page 33

DOC 94/248 rev 1.0

Mixed mode case analysis

- The cases under discussion are those where a STA desires to both make use of the services of an ESS, and also be able to communicate directly with another STA.
- There are 3 combinations which cover the permutations.
- The key is to understand that the state of a STA (with respect to membership in an ESS) is orthogonal to the communication method used for any particular frame.

IEEE 802.11 Presentation Nov 1994

Page 34

DOC 94/248 rev 1.0

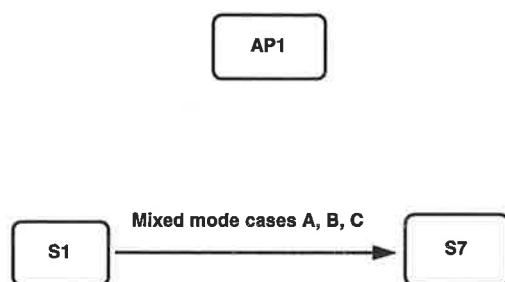
Let's Consider the mixed mode cases wrt SA, DA, RA, TA, To, & From...

IEEE 802.11 Presentation Nov 1994

Page 35

DOC 94/248 rev 1.0

Mixed mode case diagram



IEEE 802.11 Presentation Nov 1994

Page 36

DOC 94/248 rev 1.0

Mixed mode case A

- S1 is a member of a BSS which contains AP1 and is Associated with AP1,

AND

- S7 is not a member of the same BSS.
 - [SA] = Maddr (S1)
 - [DA] = Maddr (S7)
 - [TA] = Maddr (S1)
 - [RA] = Maddr (S7)
 - [To] = False
 - » frame is NOT inbound to DS from the wireless medium
 - [From] = False
 - » frame is NOT outbound from DS onto the wireless medium

IEEE 802.11 Presentation Nov 1994

Page 37

DOC 94/248 rev 1.0

Mixed mode case B

- S7 is a member of a BSS which contains AP1 and is Associated with AP1,

AND

- S1 is not a member of the same BSS.
 - [SA] = Maddr (S1)
 - [DA] = Maddr (S7)
 - [TA] = Maddr (S1)
 - [RA] = Maddr (S7)
 - [To] = False
 - » frame is NOT inbound to DS from the wireless medium
 - [From] = False
 - » frame is NOT outbound from DS onto the wireless medium

IEEE 802.11 Presentation Nov 1994

Page 38

DOC 94/248 rev 1.0

Mixed mode case C

- S1 is a member of a BSS which contains AP1 and S1 is Associated with AP1,

AND

- S7 is also a member of the BSS which contains AP1 and S7 is Associated with AP1.
 - [SA] = Maddr (S1)
 - [DA] = Maddr (S7)
 - [TA] = Maddr (S1)
 - [RA] = Maddr (S7)
 - [To] = False
 - » frame is NOT inbound to DS from the wireless medium
 - [From] = False
 - » frame is NOT outbound from DS onto the wireless medium

IEEE 802.11 Presentation Nov 1994

Page 39

DOC 94/248 rev 1.0

All three of the mixed mode cases are the same.

- Wrt SA, DA, RA, TA, To & From, all three mixed mode cases are identical.
- All three mixed mode cases are also identical to case 5 (direct communication).
- B3 contains confusion when it talks about the address of the BSS, within a ESS of which S1 is a member, and overload this concept with BSSID.
- So let's examine the concept of BSSID...

IEEE 802.11 Presentation Nov 1994

Page 40

DOC 94/248 rev 1.0

BSSID vs mixed modes

- It is desirable to have a BSSID so that receiving STAs can filter incoming msgs based on BSSID.
 - In particular, there is interest in filtering Broadcast and Multicast msgs.
- BSSID is substituting in our shared media environment for the concept of a “logically separate media”.

IEEE 802.11 Presentation Nov 1994

Page 41

DOC 94/248 rev 1.0

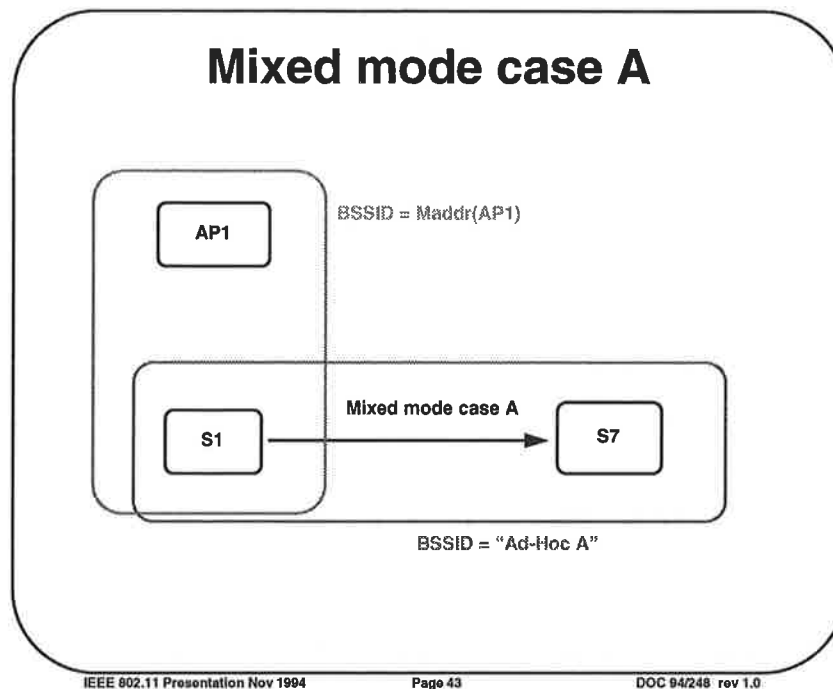
BSSID vs mixed modes

- The key question: What is the BSSID that should be used for mixed mode cases A, B and C?
- Answer: The BSS that contains both S1 and S7.
- This may or may not be the same BSS which contains AP1.
- Lets look at each case closer...

IEEE 802.11 Presentation Nov 1994

Page 42

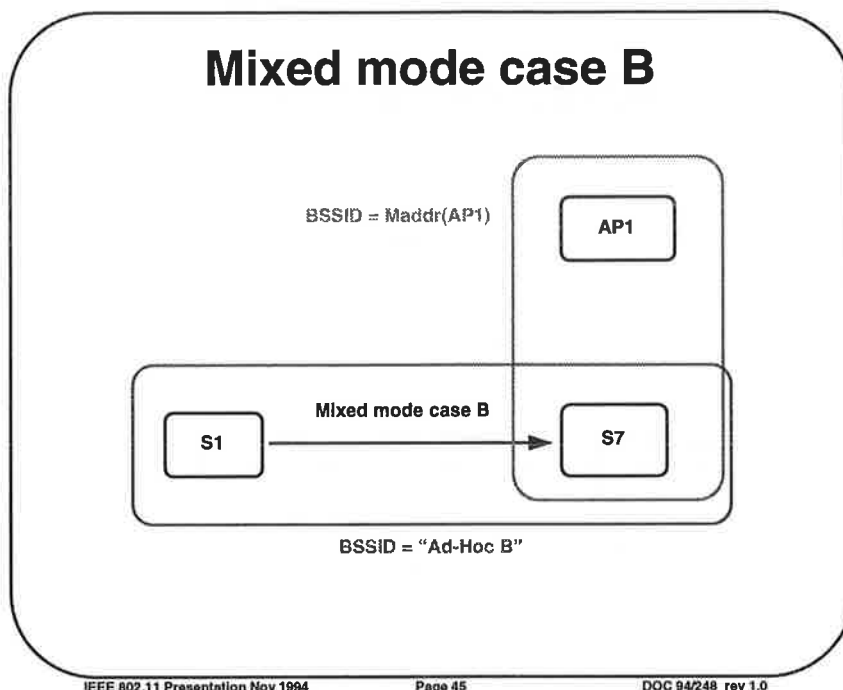
DOC 94/248 rev 1.0



Mixed mode Case A BSSID

- For the frame going from S1 to S7:
- BSSID must = "Ad-Hoc A"
- This is the only piece of info common to both S1 and S7.
 - (Please have trust while we get thru the remaining cases...)

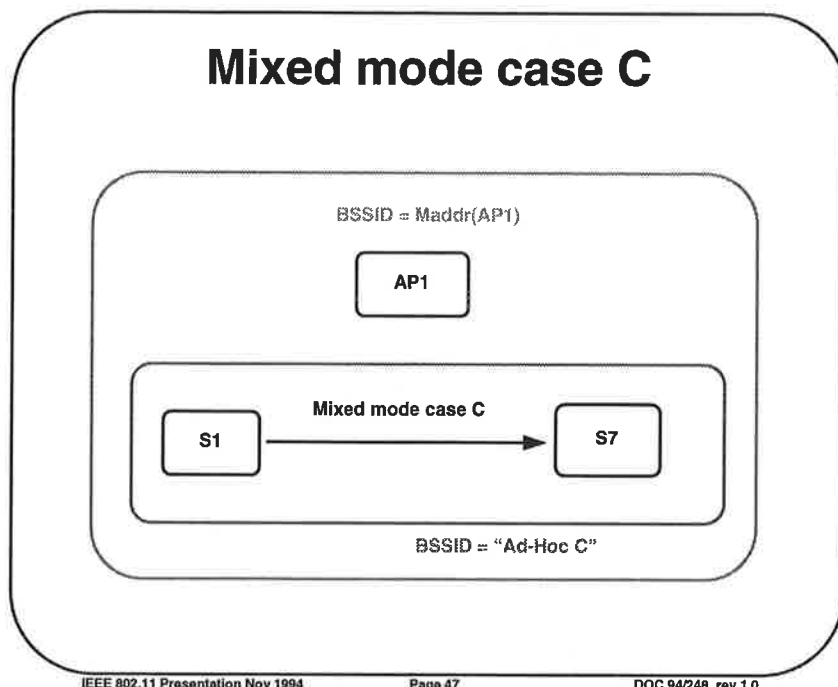
Mixed mode case B



Mixed mode Case B BSSID

- For the frame going from S1 to S7:
- BSSID must = "Ad-Hoc B"
- This is the only BSSID known to S1.
- This is the only piece of info common to both S1 and S7.
 - (Please have trust while we get thru the remaining cases...)

Mixed mode case C



IEEE 802.11 Presentation Nov 1994

Page 47

DOC 94/248 rev 1.0

Mixed mode Case C BSSID

- For the frame going from S1 to S7:
- There are two choices for BSSID:
 - "Ad-Hoc C"
 - Maddr(AP1)
- Either will get the msg from the source to the destination without causing any problems at an AP.
 - [To] = [From] = False, so APs will not attempt to process the frame.

IEEE 802.11 Presentation Nov 1994

Page 48

DOC 94/248 rev 1.0

Direct communication BSSID conclusion

- The BSSID must be that of a BSS of which both the Source and Destination stations are members.
 - This allows both choices for Case C.
- Such a BSS always exists for direct communication cases.
- The choice of BSSID to use for mixed mode case C can be unspecified by 802.11 - either works from the MAC viewpoint.
 - The choice of which to use and/or try first is not of significance to 802.11 MAC operation.

IEEE 802.11 Presentation Nov 1994

Page 49

DOC 94/248 rev 1.0

Infrastructure BSSID values

- For BSSs which are part of an ESS:
BSSID = Maddr(AP).

IEEE 802.11 Presentation Nov 1994

Page 50

DOC 94/248 rev 1.0

Using ESSID to find BSSID

- In an ESS, a STA learns about local APs.
- What it learns is { ESSID, Maddr(AP) } pairs
 - Contained in beacons etc
- STAs wishing to join a particular administrative group, pick an AP by using the Maddr(AP) of an AP which belongs to the desired administrative group.

IEEE 802.11 Presentation Nov 1994

Page 51

DOC 94/248 rev 1.0

Using Ad-Hoc admin group to find BSSID.

- The BSSID of an IBSS = Maddr(the STA which initiated establishment of the BSS)
- The same mechanism used by a STA to find BSSID from ESSID is sufficient.
- A STA wishing to join an IBSS simply selects a Maddr which corresponds with the desired administrative grouping.

IEEE 802.11 Presentation Nov 1994

Page 52

DOC 94/248 rev 1.0

Independent BSSID values

- **Conclusion: For Independent BSSs, BSSID = Maddr(the STA which initiated establishment of the BSS).**
- **This supports as much differentiation between different IBSSs as desired.**
- **Thus broadcast, multicast filtering by BSSID is provided.**

IEEE 802.11 Presentation Nov 1994

Page 53

DOC 94/248 rev 1.0

Mixed mode interaction conclusions:

- **At any given instant:
A STA may be a member of zero or 1 ESSs.
AND
A STA may be a member of as many IBSSs as it desires.**
- **Since APs are STAs, this also applies to APs.**

IEEE 802.11 Presentation Nov 1994

Page 54

DOC 94/248 rev 1.0

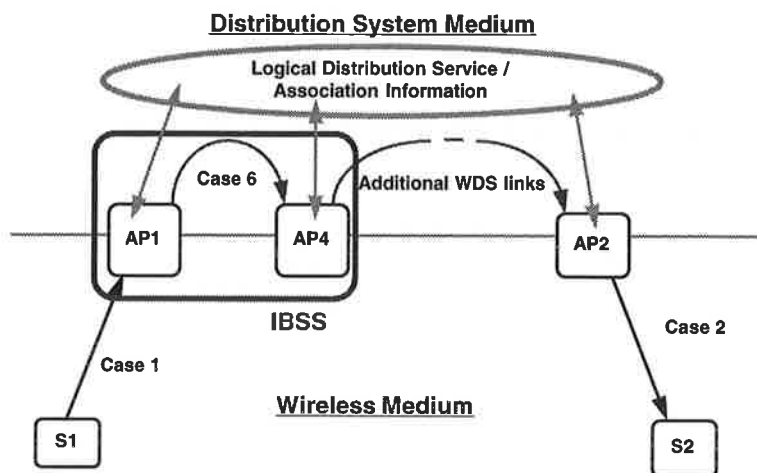
WDS components

IEEE 802.11 Presentation Nov 1994

Page 55

DOC 94/248 rev 1.0

Logically, IBSSs are used to build WDSs.



IEEE 802.11 Presentation Nov 1994

Page 56

DOC 94/248 rev 1.0

Logically, IBSSs are used to build WDSs.

- Two APs must be in direct communication or they can not be used to wirelessly distribute a frame.
- Interestingly, the BSSID of the *logical* IBSS is not required within the case 6 frame.
 - See case 6 frame examples later in paper.
- Only a DS need know how APs are related.
 - (In order to figure out which APs to use to wirelessly distribute a frame).
 - If were needed, the logically correct BSSID for a case 6 frame is the ID of the BSS which contains both AP1 AND AP4.
 - Whether a DS actually does, or does not, set up the logical IBSSs is irrelevant to the 802.11 MAC.
 - Mobile STAs neither need to know, nor care, about these logical BSSs.

IEEE 802.11 Presentation Nov 1994

Page 57

DOC 94/248 rev 1.0

Observations about WDS case:

- Case 6 is only required for wirelessly distributed DATA type frames.
- Control frames never transit a DS.
 - RTS, CTS, ACK, POLL
- Management frames never transit a DS.
 - They are always between directly communicating STAs
 - STA to STA in a BBS
 - STA to AP in an ESS
- Only Data frames are ever Distributed and hence transit a DS.

IEEE 802.11 Presentation Nov 1994

Page 58

DOC 94/248 rev 1.0

Observations about WDS case:

- Case 6 (WDS) is the only case where all four logical addresses can actually have 4 distinct values.
- In all case 6 “hops”, the logical Distribution Service, is invoked.
 - Required in order to access the Association information to determine how to distribute the original frame from S1 to S2.
 - Whether this functionality is implemented within a physical AP is not relevant.

IEEE 802.11 Presentation Nov 1994

Page 59

DOC 94/248 rev 1.0

WDS Data frame support.

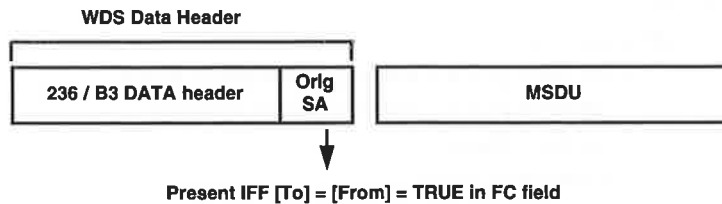
- We should enable support of WDS.
- Wirelessly distributed msgs are identified by [To] = [From] = true.
- WDS link msgs use a WDS Data header.
 - Provides support for WDS links.
 - Only a small amount of additional information is needed (above a normal Data header) for specific msgs.
 - » One address
 - Overhead cost is only paid for msgs that are actually wirelessly distributed.
 - No other msgs have increased overhead.

IEEE 802.11 Presentation Nov 1994

Page 60

DOC 94/248 rev 1.0

WDS Data header



IEEE 802.11 Presentation Nov 1994

Page 61

DOC 94/248 rev 1.0

Impacts on frame headers:

- Now that we have explored the previously overloaded concepts, lets look at what this means for frame headers...

IEEE 802.11 Presentation Nov 1994

Page 62

DOC 94/248 rev 1.0

Header Address field contents for each msg type:

- **RTS**
 - all examples
 - » [SA field] = TA = Maddr(transmitting STA)
 - » [DA field] = RA = Maddr(receiving STA)
 - » [To DS] = False
 - » [From DS] = False
- **CTS**
 - all examples
 - » [DA field] = RA = Maddr(receiving STA)
 - » [To DS] = False
 - » [From DS] = False

IEEE 802.11 Presentation Nov 1994

Page 63

DOC 94/248 rev 1.0

Header Address field contents for each msg type:

- **ACK**
 - all examples
 - » [DA field] = RA = Maddr(receiving STA)
 - » [To DS] = False
 - » [From DS] = False
- **POLL**
 - all examples
 - » [SA field] = TA = Maddr(transmitting STA)
 - » [To DS] = False
 - » [From DS] = False

IEEE 802.11 Presentation Nov 1994

Page 64

DOC 94/248 rev 1.0

Header Address field contents for each msg type:

- **DATA & Mgt**
 - **Case 1**
 - » [BSSID field] = Maddr (AP1)
 - » [SA field] = Maddr (S1)
 - » [DA field] = Maddr (S2)
 - » [To DS] = True
 - » [From DS] = False

IEEE 802.11 Presentation Nov 1994

Page 65

DOC 94/248 rev 1.0

Header Address field contents for each msg type:

- **DATA & Mgt**
 - **Case 2**
 - » [BSSID field] = Maddr (AP2)
 - » [SA field] = Maddr (S1)
 - » [DA field] = Maddr (S2)
 - » [To DS] = False
 - » [From DS] = True

IEEE 802.11 Presentation Nov 1994

Page 66

DOC 94/248 rev 1.0

Header Address field contents for each msg type:

- **DATA & Mgt**
 - **Case 3**
 - » [BSSID field] = Maddr (AP3)
 - » [SA field] = Maddr (S3)
 - » [DA field] = Maddr (AP3)
 - » [To DS] = False
 - » [From DS] = False

IEEE 802.11 Presentation Nov 1994

Page 67

DOC 94/248 rev 1.0

Header Address field contents for each msg type:

- **DATA & Mgt**
 - **Case 4**
 - » [BSSID field] = Maddr (AP3)
 - » [SA field] = Maddr (AP3)
 - » [DA field] = Maddr (S3)
 - » [To DS] = False
 - » [From DS] = False

IEEE 802.11 Presentation Nov 1994

Page 68

DOC 94/248 rev 1.0

Header Address field contents for each msg type:

- **DATA & Mgt**
 - **Cases 5, A & B:**
 - (case 5 example shown)
 - » [BSSID field] = Maddr (ad-hoc initiating STA)
 - » [SA field] = Maddr (S4)
 - » [DA field] = Maddr (S5)
 - » [To DS] = False
 - » [From DS] = False

IEEE 802.11 Presentation Nov 1994

Page 69

DOC 94/248 rev 1.0

Header Address field contents for each msg type:

- **DATA & Mgt**
 - **Case C**
 - » [BSSID field] = Maddr (AP1) or Maddr (ad-hoc initiating STA)
 - » [SA field] = Maddr (S1)
 - » [DA field] = Maddr (S7)
 - » [To DS] = False
 - » [From DS] = False

IEEE 802.11 Presentation Nov 1994

Page 70

DOC 94/248 rev 1.0

Header Address field contents for each msg type:

- **DATA (WDS DATA support frame)**
 - **Case 6**
(using 236/B3 field names)
 - » [BSSID field] = Maddr (AP4)
 - Is actually RA field
 - » [SA field] = Maddr (AP1)
 - Is actually TA field
 - » [DA field] = Maddr (S2)
 - Is actually DA field
 - » [Orig SA] = Maddr (S1)
 - Is actually SA field
 - » [To DS] = True
 - » [From DS] = True

IEEE 802.11 Presentation Nov 1994

Page 71

DOC 94/248 rev 1.0

Header Address field contents for each msg type:

- It is proposed that for the WDS Data header, the fields be renamed to accurately reflect their function.
- The case 6 example would become:
DATA (WDS DATA support frame)
 - **Case 6**
 - » [RA] = Maddr (AP4)
 - » [TA] = Maddr (AP1)
 - » [DA] = Maddr (S2)
 - » [SA] = Maddr (S1)
 - » [To DS] = True
 - » [From DS] = True

IEEE 802.11 Presentation Nov 1994

Page 72

DOC 94/248 rev 1.0

Header Address field contents for each msg type:

- WDS DATA header field names:

FC	RA	DA	TA	Seq #	Frag #	Dur	SA
----	----	----	----	-------	--------	-----	----

IEEE 802.11 Presentation Nov 1994

Page 73

DOC 94/248 rev 1.0

Extended B3 Headers

- RTS

FC		DA	SA		Dur
----	--	----	----	--	-----

- CTS

FC		DA		Dur
----	--	----	--	-----

- ACK

FC		DA		Dur
----	--	----	--	-----

- POLL

FC	BSSID		SA
----	-------	--	----

- DATA / MGT

FC	BSSID	DA	SA	Seq #	Frag #	Dur
----	-------	----	----	-------	--------	-----

- WDS DATA

FC	RA	DA	TA	Seq #	Frag #	Dur	SA
----	----	----	----	-------	--------	-----	----

IEEE 802.11 Presentation Nov 1994

Page 74

DOC 94/248 rev 1.0

Conclusions:

- **802.11 should adopt the proposed changes to extend the B3 frame formats to enable support of Wireless Distribution Systems.**