

Project	IEEE 802.16 Broadband Wireless Access Working Group < http://ieee802.org/16 >	
Title	Primitives for Radio Resource Management (RRM)	
Date Submitted	2005-07-21	
Source(s)	Torsten Fahldieck Alcatel	Voice: +49 711 82132163 Email: torsten.fahldieck@alcatel.de
	Achim Brandt Siemens	Voice: +49 89 636 75189, (mob) +49 172 8402655 Email: achim.brandt@siemens.com
Re:	Call for comments	
Abstract	In this contribution, several primitives for Radio Resource Management are defined, as well as corresponding extensions of MAC management messages.	
Purpose	Adoption	
Notice	This document has been prepared to assist IEEE 802.16. It is offered as a basis for discussion and is not binding on the contributing individual(s) or organization(s). The material in this document is subject to change in form and content after further study. The contributor(s) reserve(s) the right to add, amend or withdraw material contained herein.	
Release	The contributor grants a free, irrevocable license to the IEEE to incorporate material contained in this contribution, and any modifications thereof, in the creation of an IEEE Standards publication; to copyright in the IEEE's name any IEEE Standards publication even though it may include portions of this contribution; and at the IEEE's sole discretion to permit others to reproduce in whole or in part the resulting IEEE Standards publication. The contributor also acknowledges and accepts that this contribution may be made public by IEEE 802.16.	
Patent Policy and Procedures	The contributor is familiar with the IEEE 802.16 Patent Policy and Procedures < http://ieee802.org/16/ipr/patents/policy.html >, including the statement "IEEE standards may include the known use of patent(s), including patent applications, provided the IEEE receives assurance from the patent holder or applicant with respect to patents essential for compliance with both mandatory and optional portions of the standard." Early disclosure to the Working Group of patent information that might be relevant to the standard is essential to reduce the possibility for delays in the development process and increase the likelihood that the draft publication will be approved for publication. Please notify the Chair < mailto:chair@wirelessman.org > as early as possible, in written or electronic form, if patented technology (or technology under patent application) might be incorporated into a draft standard being developed within the IEEE 802.16 Working Group. The Chair will disclose this notification via the IEEE 802.16 web site < http://ieee802.org/16/ipr/patents/notices >.	

Primitives for Radio Resource Management

Torsten Fahldieck (Alcatel)

Achim Brandt (Siemens)

1 Introduction

WiMAX Forum Network Working Group (NWG) prepared a draft Stage-2 document on “WiMAX End-to-End Network Systems Architecture - Stage 2: Architecture Tenets, Reference Model and Reference Points”. This also includes sections on Radio Resource Management (RRM): Functional Requirements, Functional Entities, Reference Model, Protocol and Procedures. In particular, NWG proposed RRM primitives for information exchange between Base Stations (BS) or between a BS and a central component within a WiMAX network.

It is understood that the essential radio related parts of these RRM primitives shall be mapped into 802.16g [1]. So there is an overlap between the WMF NWG documents and 802.16g. This contribution aims at presenting the current status of the RRM protocol work in WiMAX Forum NWG to the IEEE 802.16g Working Group. Work on Stage-2 including RRM procedures is ongoing in WMF NWG, and feedback from 802.16g (NETMAN) is welcome. The authors are members of the RRM subteam in WMF NWG.

2 Current RRM concepts

RRM is defined as:

Measurement, exchange, and control of radio resource-related indicators (e.g. current subchannel allocations to service flows) in a wireless network.

Measurement refers to determining values of standardized radio resource indicators that measure or assist in estimation of available radio resources.

Exchange refers to procedures and primitives between functional entities used for requesting and reporting such measurements or estimations. The resulting information from exchange may be made available within the measuring station (using proprietary procedures and primitives), or, to a remote functional entity (using standardized procedures and primitives).

Control refers to decisions made by the measuring station or remote entity to adjust (i.e. allocate, reallocate or deallocate) radio resources based on the reported measurements, other information, or using proprietary algorithms, and communicating such adjustments to network entities using standardized primitives. Such control may be local and remote from the measuring station

RRM procedures may provide *decision support* for one or more of the following WiMAX network functions. However, RRM specification shall not be tied to any one of these functions.

MS Admission Control and **Connection Admission Control** – i.e. ascertaining a priori that required radio resources are available at a potential target BS before handover.

Service Flow Admission Control – i.e. creation or modification of existing/additional service flows for an existing MS in the network.

Selection of values for Admitted and Active QoS parameter sets for Service Flows.

Load Control – manages situation where system load exceeds the threshold and some counter-measures have to be taken to get the system back to feasible load.

Handover preparation and Control – for improvement/maintenance of overall performance indicators (for example, RRM may assist in system load balancing by facilitating selection of the most suitable BS during a handover.)

According current NWG and 802.16g concepts, RRM is performed by help of two entities:

- 1) Radio Resource Agents (**RRA**), located in the BSs, and
- 2) One or more Radio Resource Controllers (**RRC**), located anywhere in the Network Control and Management System (**NCMS**).

RRM related communication can occur between

- RRA and RRC, and
- Among RRCs.

This communication is based on RRM primitives.

3 Primitives

Currently, the following RRM primitives have been specified

Name	Source	Destination	Purpose	Reporting or Decision support
RRM-PHY-parameters-request	RRC	RRA	Request for PHY-report, per MS.	Request reports from RRA
RRM-PHY-parameters-report	RRA	RRC	Assessment of link level quality per MS.	Reporting from RRA to RRC
RRM-Spare-capacity-report	RRA/RRC	RRC	Per-QoS profile capacity report per BS.	Request reports from RRA; Request reports from RRC
RRM-Spare-capacity-request	RRC	RRA/RRC	Request for spare capacity report per BS.	Reporting from RRA to RRC; Reporting between RRCs
RRM-Neighbor-BS radio resource status update	RRC	RRA	Update the broadcasted Neighbor BS list	Decision support

Table 1: Primitives for RRM

The first four are for measurement report from a BS to any other entity in the ASN; the fifth one is an example of “Decision Support”: The RRM entity updates the neighbor BS list to be used by a Serving BS in Handover procedures.

4 Proposed Text Changes

Two changes to 802.16g are proposed:

- 1) Modification to section 14.5.12 „Radio Resource Management“;
- 2) Addition of a new section 14.5.13.3 „BS Radio Resource Advertising“

Proposal #1: Modify section 14.5.12 to have the contents as follows.

14.5.12 Radio Resource Management

14.5.12.1 Radio Measurements and Reporting

The RRM Primitives are a set of primitives for supporting RRM procedures between BS and NCMS.

14.5.12.1.1 RRM Primitives

14.5.12.1.1.1 RRM Spare Capacity Request Primitive

The Radio Resource Controller (RRC) may use this primitive to request a BS to provide spare capacity information to the RRC. Note that the RRC may be located in another BS, or in a central entity in the NCMS.

RRM Type

Indication of RRM type: Spare Capacity Request

Sender NCMS Node ID

NCMS Node or BS unique identifier

Target NCMS Node ID

NCMS Node or BS unique identifier

Spare Capacity Report Type

Type of requested report profile. 1 for spare capacity report type 1. (Types > 1 reserved for future types)

Report Characteristics

Indicates whether report should be sent periodically, or event driven. Following events are possible:

- Completion of Network Entry
- Deregistration of MS
- Adding / changing / deleting connections
- MOB_MSHO-REQ received from MS
- MOB_SCAN-REPORT received from MS
- Association performed by MS
- MOB_HO-IND received by Serving BS
- Completion of network re-entry at Target BS after HO
- Report solicitation from RRC

14.5.12.1.1.2 Spare capacity report primitive

The BS may use this primitive to provide spare capacity information to the RRC, as requested by the RRC within the Spare Capacity Request Primitive.

RRM Type

Indication of RRM type: Spare Capacity Report

Sender NCMS Node ID

NCMS Node or BS unique identifier

Target NCMS Node ID

NCMS Node or BS unique identifier

Spare Capacity Report Type

Type of report profile = 1

Available Radio Resource

Percentage of reported average available subchannels and symbols resources per frame, as defined in section 14.5.13.3

14.5.12.1.1.3 PHY report request primitive

The Radio Resource Controller (RRC) may use this primitive to request a BS to provide a report of the link level quality for a specific MS.

RRM Type

Indication of RRM type: Physical Parameters Request

Sender NCMS Node ID

NCMS Node or BS unique identifier

Target NCMS Node ID

BS unique identifier

MS ID

48-bit unique identifier of the MS

14.5.12.1.1.4 RRM PHY report primitive

The BS may use this primitive to provide a report of the link level quality for a specific MS to the Radio Resource Controller (RRC).

RRM Type

Indication of RRM type: Physical Parameters Report

Sender NCMS Node ID

BS unique identifier

Target NCMS Node ID

NCMS Node or BS unique identifier

MS ID

48-bit unique identifier used by MS

Downlink Physical Service Level

Channel rate available for the MS calculated as a multiple of 1/32 of nominal bandwidth in the correspondent direction assuming 1 bit/Hz. For example, if DL channel bandwidth is 10 MHz, value PSL=4 means $4 \cdot \frac{1}{32} \cdot 10 \text{ Mbps} = 1.25 \text{ Mbps}$. PSL = 96 (Number of sub channels in different OFDMA modes is multiple of 16 or 32; highest modulation (QAM64) provides 3 bits/Hz)

Downlink RSSI mean

As specified in 8.1.9 Channel quality measurements [802.16-2004].

Downlink RSSI standard deviation

As specified in 8.1.9 Channel quality measurements [802.16-2004].

Downlink CINR mean

As specified in 8.1.9 Channel quality measurements [802.16-2004].

Downlink CINR standard deviation

As specified in 8.1.9 Channel quality measurements [802.16-2004].

Uplink Physical Service Level

Channel rate available for the MS calculated as a multiple of 1/32 of nominal bandwidth in the correspondent direction assuming 1 bit/Hz. (see definition of Downlink Physical Service Level)

Uplink RSSI mean

As specified in 8.1.9 Channel quality measurements [802.16-2004].

Uplink RSSI standard deviation

As specified in 8.1.9 Channel quality measurements [802.16-2004].

Uplink CINR mean

As specified in 8.1.9 Channel quality measurements [802.16-2004].

Uplink CINR standard deviation

As specified in 8.1.9 Channel quality measurements [802.16-2004].

14.5.12.1.1.5 RRM Neighbor-BS Radio Resource Status Update primitive

This primitive can be used by RRC to inform a Serving BS about the list of Neighbor BS's which are potential HO Target Base Stations for any MS's being served by the SBS, including an information about their radio resource status

RRM Type

Indication of RRM type: Neighbor-BS Radio Resource Status Update

Sender NCMS Node ID

NCMS Node or BS unique identifier

Target NCMS Node ID

BS unique identifier

N NEIGHBORS

Number of neighbor BS's

For (j=0; j<N NEIGHBORS; j++) {**BS Identity**

Unique identifier of BS

Available Radio Resource

Percentage of reported average available subchannels and symbols resources per frame, as defined in section 14.5.13.3

DCD Configuration Change Count

This represents the Neighbor BS current Downlink Channel Descriptor (DCD) configuration change count

UCD Configuration Change Count

This represents the Neighbor BS current Uplink Channel Descriptor (UCD) configuration change count

}

14.5.12.1.2 RRM Procedures

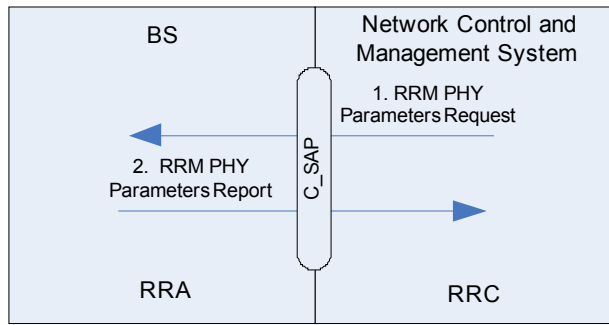


Figure 1: Example Primitive Flow of Physical Parameter Report

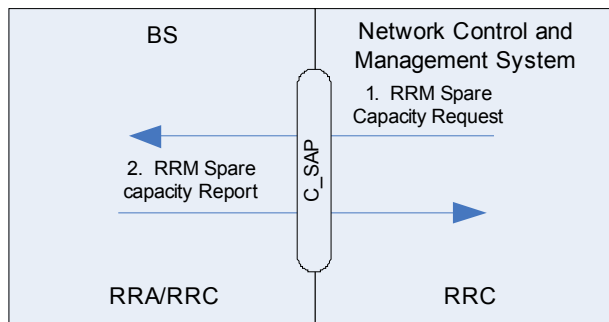


Figure 2: Example Primitive Flow of Spare capacity Report

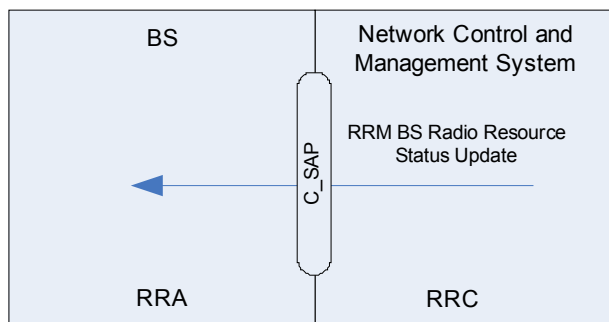


Figure 3: Example Primitive Flow of Radio Resource Status Update

Proposal #2: Insert section 14.5.13.3 with the following contents.

14.5.13.3 BS Radio Resource Advertising

[Apply the following modification to table 108f]

Table 108f—MOB_NBR-ADV message format

Syntax	Size (bits)	Note
Skip-optional-fields bitmap	8	Bit [0]: if set to 1, omit Operator ID field Bit [1]: if set to 1, omit NBR BS ID field Bit [2]: if set to 1, omit HO process optimization field Bit [3]: if set to 1, omit QoS related fields Bit [4]: if set to 1, omit 802.16g related fields Bit [45]-[7]: reserved

[Add the following entries in the table 108f, immediately above the row „DCD Configuration Change Count“]

Syntax	Size (bits)	Note
if (Skip-optional-fields-[4]=0) {		
Skip-802.16g-fields bitmap	8	Bit [0]: if set to 1, omit Radio Resource related fields Bit [1]-[7]: reserved
if (Skip-802.16g-fields-[0]=0) {		
DL Available Radio Resource	8	Percentage of available radio resource DL 0x00 : 0% 0x01 : 1%, ..., 0x64 : 100% 0x65 – 0xFE : reserved, 0xFF indicates no information available
UL Available Radio Resource	8	Percentage of available radio resource UL 0x00 : 0% 0x01 : 1%, ..., 0x64 : 100% 0x65 – 0xFE : reserved, 0xFF indicates no information available
}		
}		

[Add the following text after table 108f]

DL/UL Available Radio Resource:

Available Radio Resource indicator shall indicate the average percentage of available physical radio resources for DL/UL where averaging shall take place over a time interval which shall be defined by configuration. Available physical radio resources shall be defined as the set of subchannels and symbols within a radio frame, which are not used by any non-best-effort service flow class.

5 References

- [1] IEEE 802.16g baseline document 802.16g-04/03r3,
http://ieee802.org/16/netman/docs/80216g-04_03r3.pdf
- [2] IEEE 802.16g Protocol Architecture Model.
http://www.wirelessman.org/netman/contrib/C80216g-05_010r1.pdf