

Clarification of Some Terminologies for 802.16j

Document Number:

IEEE C802.16j-06/079

Date Submitted:

2006-07-03

Source:

Wen Tong, Wang G-Q , Jose Costa, Peiyong Zhu,
Mohan Fong, Hang Zhang, Gamini Senarnath
David Steer, Derek Yu
Nortel, 3500 Carling Avenue
Ottawa, On K2H 8E9 Canada

Voice: 613 7631315

E-mail: wentong@nortel.com

Dean Kitchener, Mark Naden
Nortel
London Road
Harlow, Essex, CM17 9NA

Venue:

IEEE 802.16 Session #44, San Diego, USA

Base Document: C80216j-06_041: "Harmonized definitions and terminology for Mobile Multihop Relay"

Purpose:

To further clarify some terminologies associated with 802.16j

Notice:

This document has been prepared to assist IEEE 802.16. It is offered as a basis for discussion and is not binding on the contributing individual(s) or organization(s). The material in this document is subject to change in form and content after further study. The contributor(s) reserve(s) the right to add, amend or withdraw material contained herein.

Release:

The contributor grants a free, irrevocable license to the IEEE to incorporate material contained in this contribution, and any modifications thereof, in the creation of an IEEE Standards publication; to copyright in the IEEE's name any IEEE Standards publication even though it may include portions of this contribution; and at the IEEE's sole discretion to permit others to reproduce in whole or in part the resulting IEEE Standards publication. The contributor also acknowledges and accepts that this contribution may be made public by IEEE 802.16.

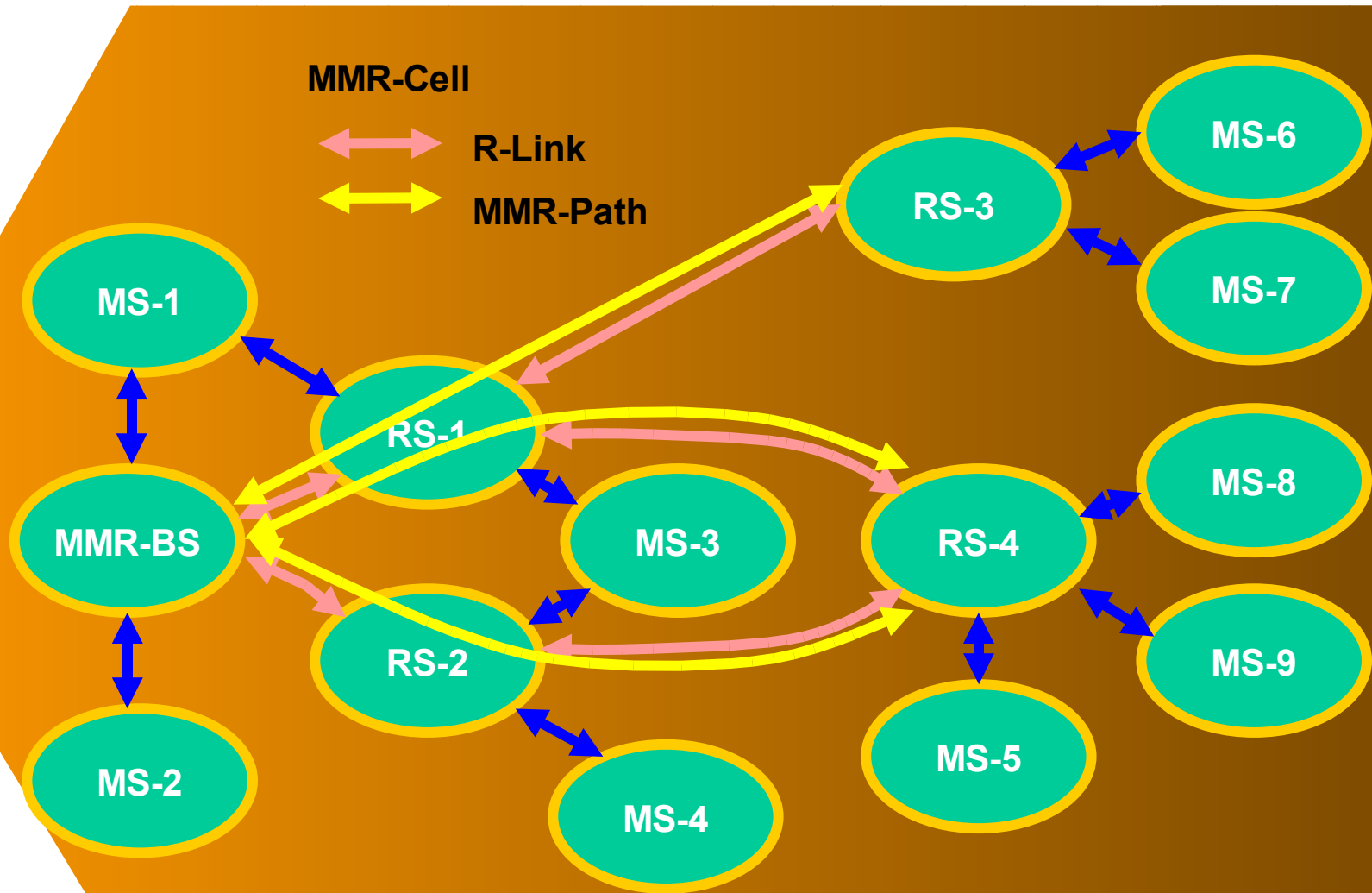
IEEE 802.16 Patent Policy:

The contributor is familiar with the IEEE 802.16 Patent Policy and Procedures <http://ieee802.org/16/ipr/patents/policy.html>, including the statement "IEEE standards may include the known use of patent(s), including patent applications, provided the IEEE receives assurance from the patent holder or applicant with respect to patents essential for compliance with both mandatory and optional portions of the standard." Early disclosure to the Working Group of patent information that might be relevant to the standard is essential to reduce the possibility for delays in the development process and increase the likelihood that the draft publication will be approved for publication. Please notify the Chair <mailto:chair@wirelessman.org> as early as possible, in written or electronic form, if patented technology (or technology under patent application) might be incorporated into a draft standard being developed within the IEEE 802.16 Working Group. The Chair will disclose this notification via the IEEE 802.16 web site <http://ieee802.org/16/ipr/patents/notices>.

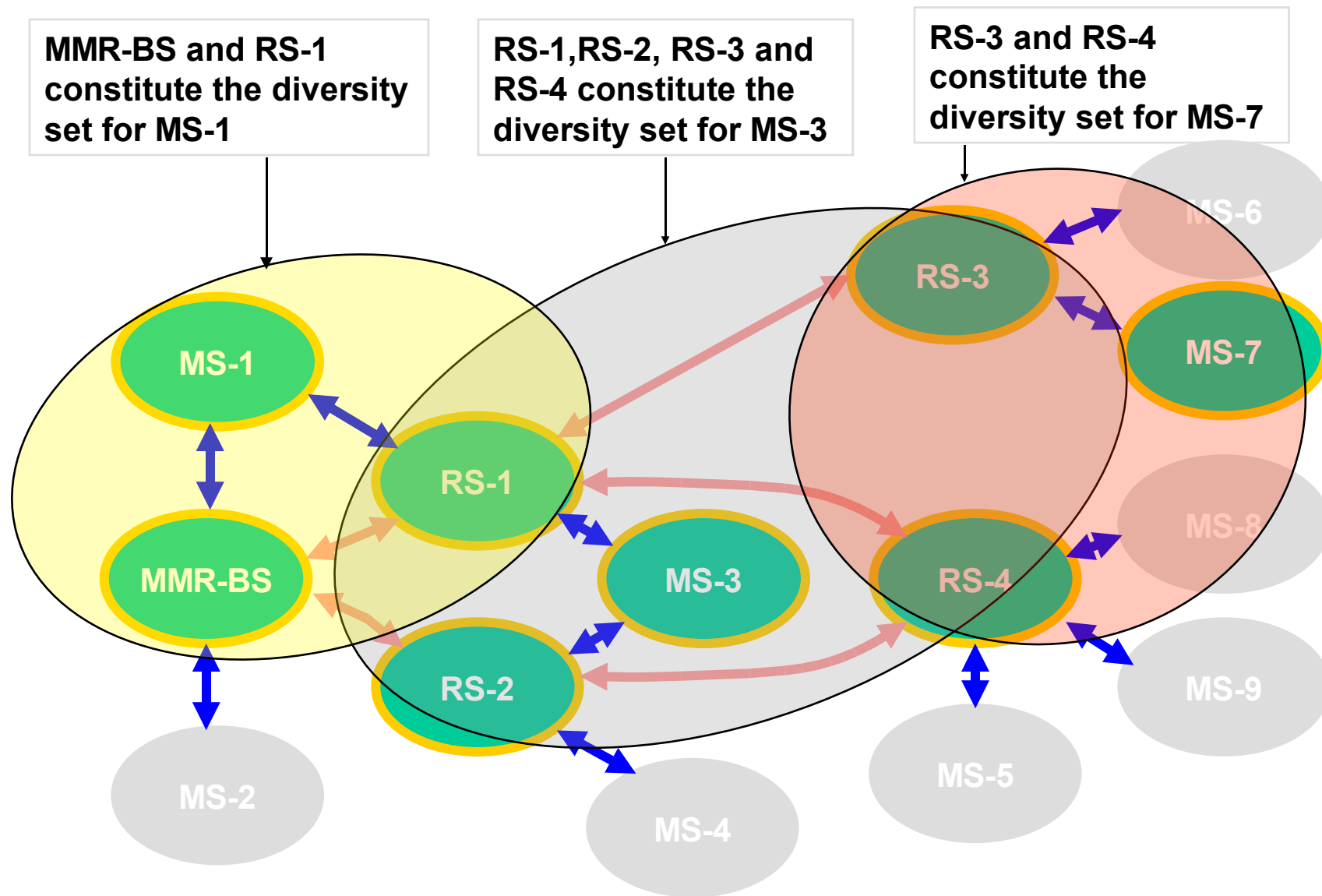
Some Terminologies for IEEE 802.16j

- **Cell:** The radio coverage area of a particular access station (e.g. BS, MMR-BS, or RS).
- **MMR-cell:** The radio coverage area of a MMR-BS cell and all of its subordinate RS cells.
- **R-Link:** An 802.16j radio link between an MMR-BS and an RS or between a pair of RSs. This can be a R-DL or R-UL.
- **MMR path:** Concatenation of k consecutive relay links ($k \geq 1$) between the MMR-BS and the designated access RS.
- **MMR diversity set:** List of RSs, BSs, and/or MMR-BSs associated with an MS. This set is applicable to macro diversity handover, cooperative relay, and fast serving station switching.
- **Active MMR-BS :** An MMR-BS that is informed of the MS's capabilities, security parameters, service flows, and full MAC context information. For macro diversity handover the MS transmits/receives data to/from all active MMR-BSs in the MMR diversity set.
- **Anchor MMR-BS:** In the context of Macro Diversity Handover (MDHO), cooperative relay, and Fast Serving Station Switching (FSSS), this is the MMR-BS that sends registration, ranging, synchronization, and other control information to the MS.

Definitions of MMR-Cell, R-Link and MMR-Path



Definitions of MMR-Diversity Set



Definitions of Serving BS and Anchor BS

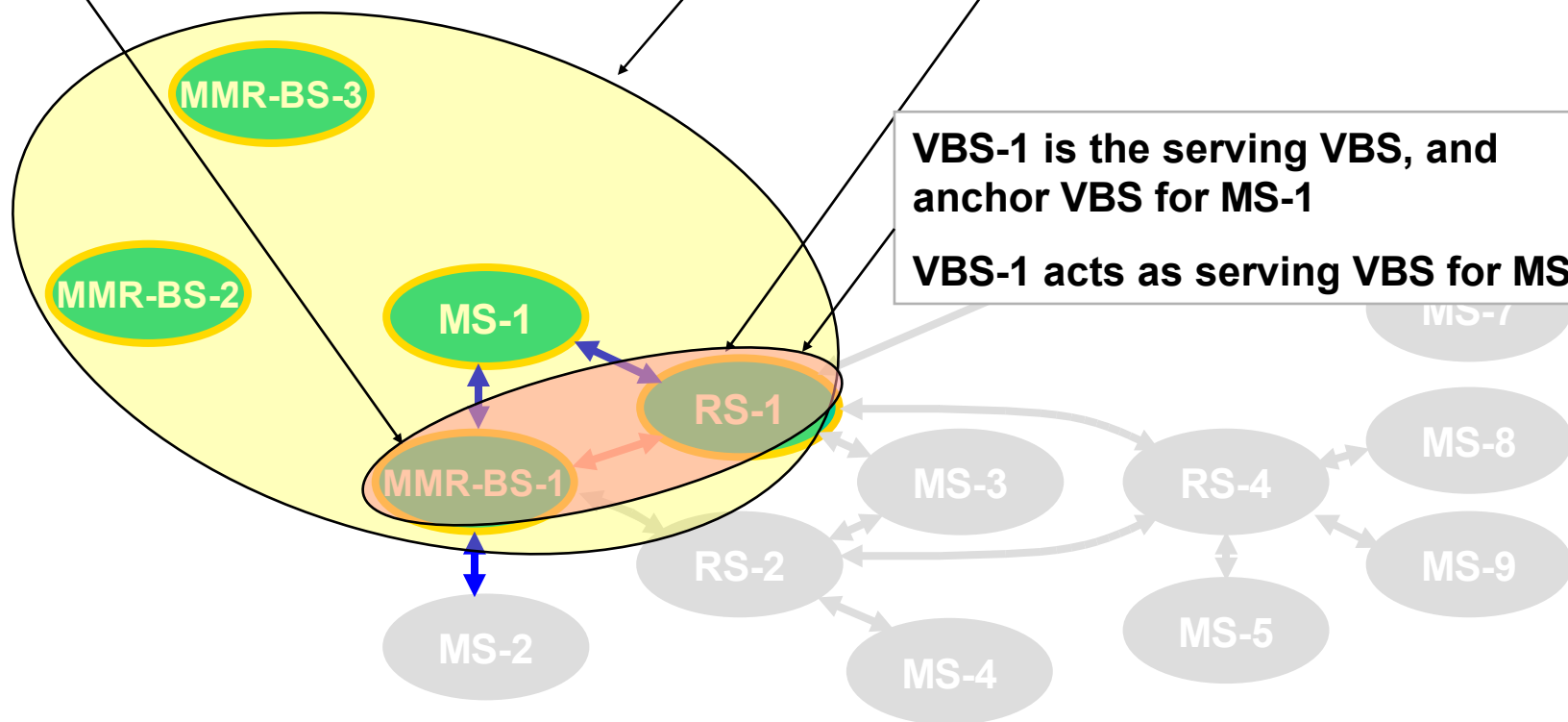
MMR-BS-1 is the servicing MMR-BS and MMR-BS-1 is the anchor BS for MS-1

MMR-BS-1, MMR-BS-2, MMR-BS-3 and RS-1 constitute the diversity set for MS-1

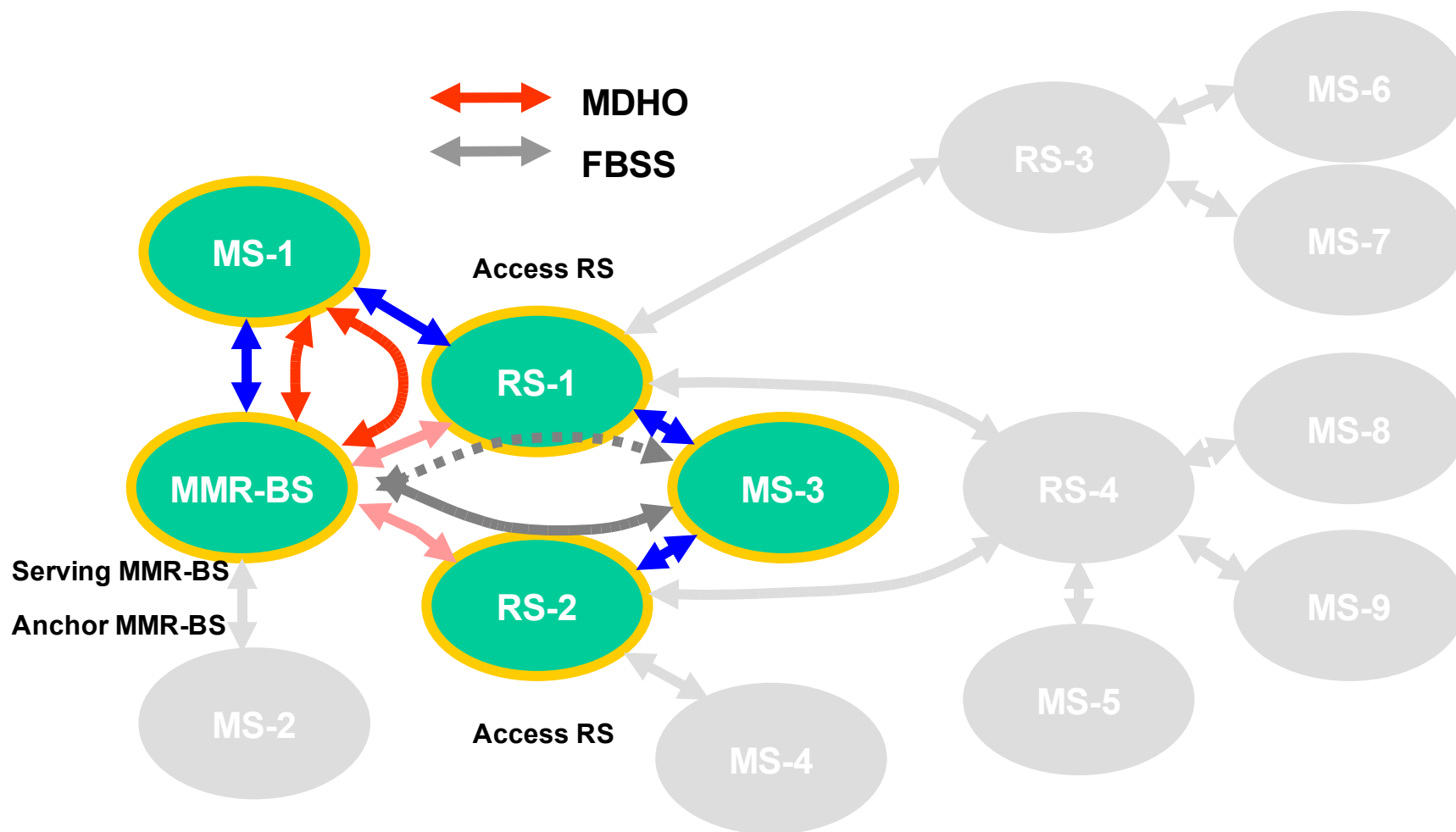
RS-1 is the access station for MS-1
RS-1 can not be the active RS and can not be the anchor RS

VBS-1 is the serving VBS, and anchor VBS for MS-1

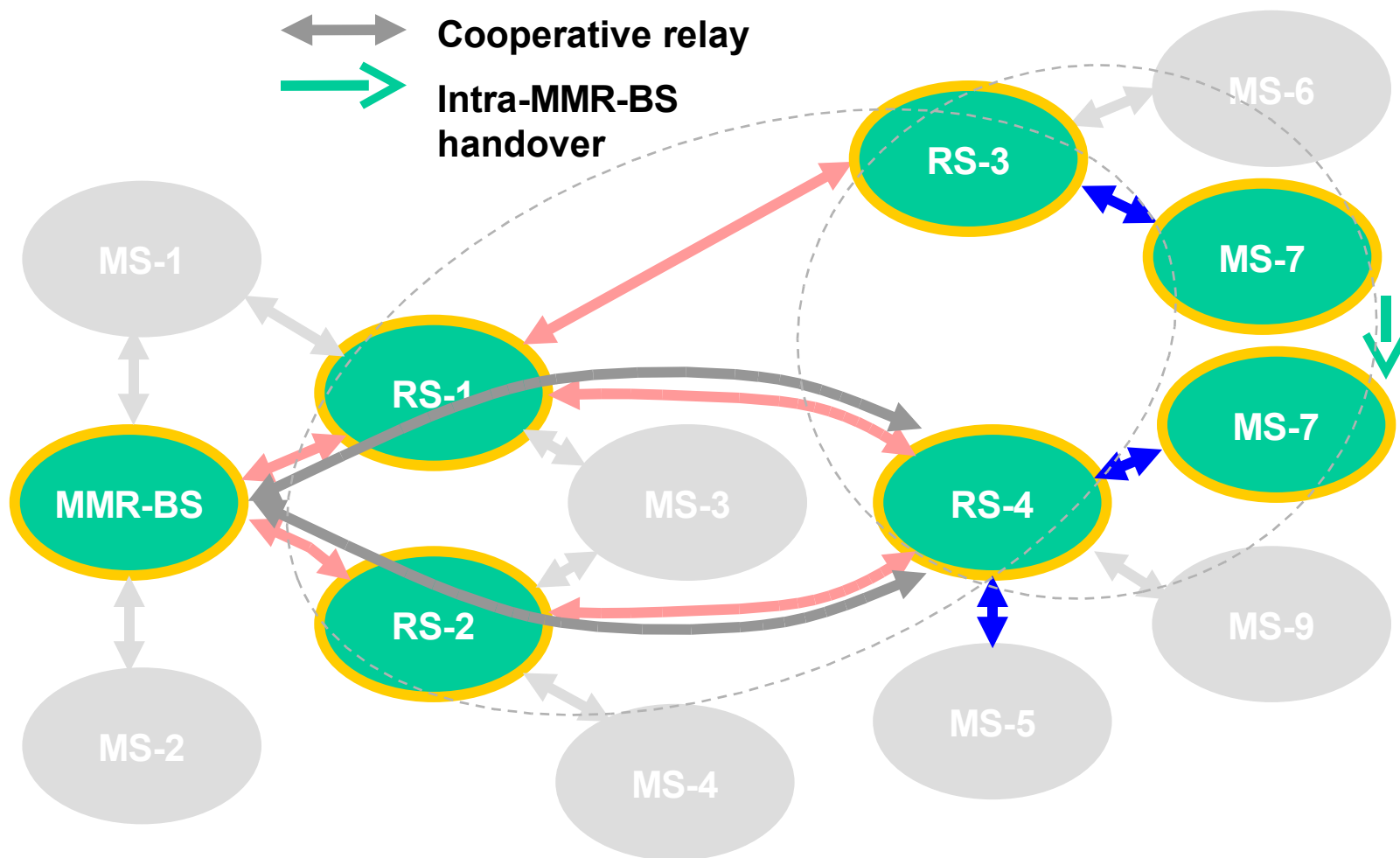
VBS-1 acts as serving VBS for MS-1



Definitions of MMR-MDHO and MMR-FBSS



Definition of Cooperative Relay, Intra-MMR-BS HO



Text Proposal

- See C80216j-06_027_R4.doc