

Project	IEEE 802.16 Broadband Wireless Access Working Group < http://ieee802.org/16 >	
Title	Group Handover on the Mobile RS	
Data Submitted	13-Nov-2006	
Source(s)	Sungkyung Kim Sungcheol Chang Chulsik Yoon ETRI 161, Gajeong-dong, Yuseong-Gu, Daejeon, 305-350, Korea	Voice: +82-42-860-6448 Fax: +82-42-861-1966 cyrano@etri.re.kr scchang@etri.re.kr csyoon@etri.re.kr
Re:	This is a response to Call for Technical Proposals regarding IEEE Project P802.16j.	
Abstract	The document contains technical proposals for IEEE P802.16j that would provide a handover method on the Mobile RS.	
Purpose	The document is submitted for review by 802.16 Working Group members.	
Notice	This document has been prepared to assist IEEE 802.16. It is offered as a basis for discussion and is not binding on the contributing individual(s) or organization(s). The material in this document is subject to change in form and content after further study. The contributor(s) reserve(s) the right to add, amend or withdraw material contained herein.	
Release	The contributor grants a free, irrevocable license to the IEEE to incorporate material contained in this contribution, and any modifications thereof, in the creation of an IEEE Standards publication; to copyright in the IEEE's name any IEEE Standards publication even though it may include portions of this contribution; and at the IEEE's sole discretion to permit others to reproduce in whole or in part the resulting IEEE Standards publication. The contributor also acknowledges and accepts that this contribution may be made public by IEEE 802.16	
Patent Policy and Procedures	The contributor is familiar with the IEEE 802.16 Patent Policy and Procedures < http://ieee802.org/16/ipr/patents/policy.html >, including the statement "IEEE standards may include the known use of patent(s), including patent applications, provided the IEEE receives assurance from the patent holder or applicant with respect to patents essential for compliance with both mandatory and optional portions of the standard. "Early disclosure to the Working Group of patent information that might be relevant to the standard is essential to reduce the possibility for delays in the development process and increase the likelihood that the draft publication will be approved for publication. Please notify the Chair < mailto:chiar@wirelessman.org > as early as possible, in written or electronic form, if patented technology (or technology under patent application) might be incorporated into a draft standard being developed within the IEEE 802.16 Working Group. The Chair will disclose this notification via the IEEE 802.16 web site < http://ieee802.org/16/ipr/patents/notices >.	

Group Handover on the Mobile RS

Sungkyung Kim, Sungcheol Chang, and Chulsik Yoon
ETRI

1. Introduction

The Mobile RS (MRS) is mounted on the vehicle, such as a bus or train, provides a fixed access link to MS devices riding on the platform. In general, quality of the link between MMR-BS and MRS is better than that of the link between MMR-BS and MS. Moreover, the usage of MRS needs small feedback resources (as the usage of CQI reports, BW request, MIMO feedback reports, etc.) which may cover entire feedback information of several MS riding on the vehicle.

In this usage scenario, the MRS shall endeavor to maintain reliable radio links to the MS and also the MRS must have the capability of handover.

Based on the conventional 802.16e system, we can consider the situations of handover with the MRS as the following:

- Case 1: During HO, the MSs on the vehicle can communicate with the serving MMR-BS without the MRS relay.
- Case 2: The MRS provides an isolated cell to the MSs or some discontinuation of communication between the serving MMR-BS and the MS occurs due to signal fading or interference levels at the handover region.

In MRS operation scenario, the following figures show the examples of handover procedures according to IEEE 802.16e specifications. We note that the MRS is apt to perform handover earlier than the MS. When the condition of handover occurs, all MS would start handover procedures almost at the same time.

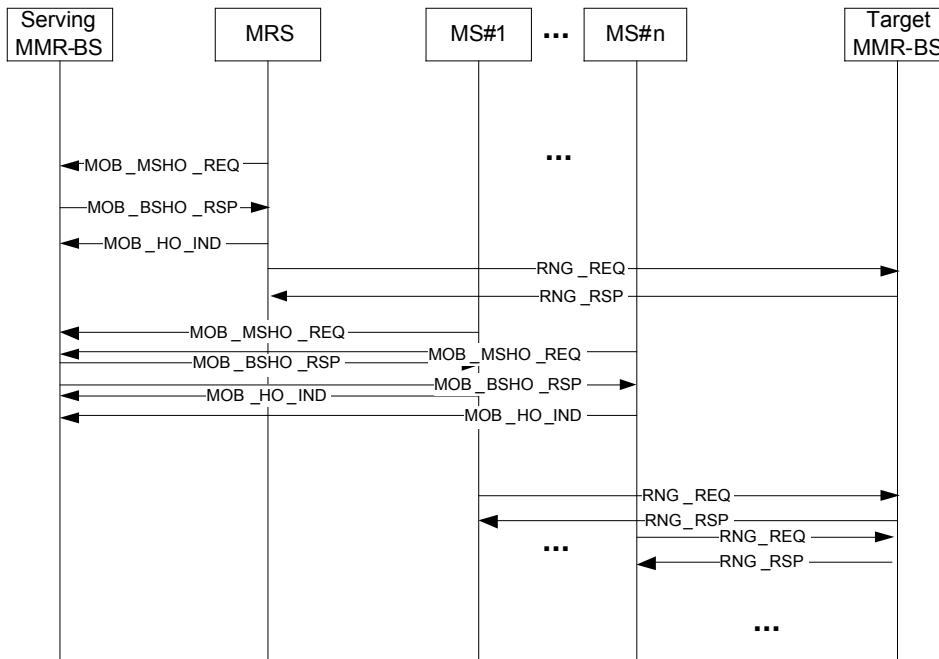


Figure 1. Example of handover procedures at case 1

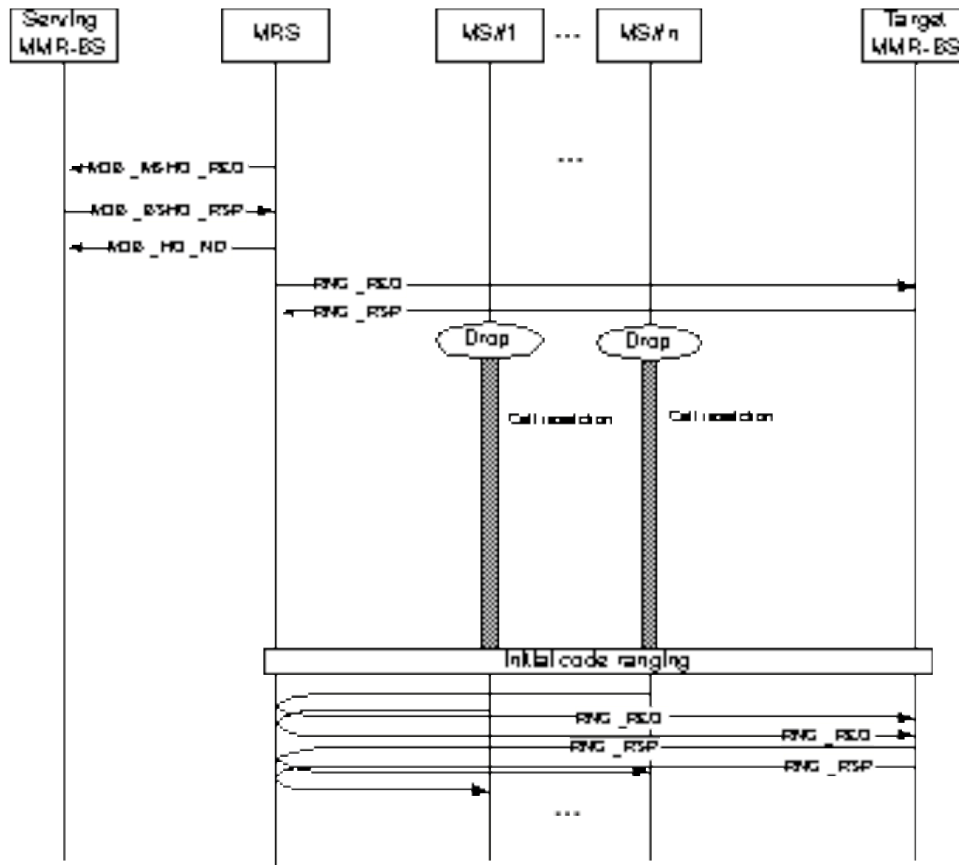


Figure 2. Example of handover procedures at case 2

In Figure 2, however, the case 2 may raise large delay access to be connected with a new MMR-BS because of cell reselection process and congestion on the random access channel for initial access.

2. Proposed Solution

IEEE 802.16 specifications support three methods to support HO for MS.

- HO (Hard HO)
- MDHO
- FBSS

The MRS may perform a handover according to the conventional HO procedures as defined in 6.3.22. In this case, MOB-related messages can be still used at both the MRS and the MMR-BS with small changes as the MRS fakes an MS. When the MMR-BS receives a HO-related message, it can recognize the sender as MRS by parsing a “basic CID” field into the generic MAC header. If the MOB-HO messages contain a “service level prediction” parameter, the MRS is set to “0b11” in those. Nevertheless, we should note that this method isn’t an appropriate solution for case 2.

Then, we propose a scheme called Group HO on the MRS, which enables a MRS to control handover of MSs. We can assume that the MMR-BS and the MRS maintain a list of MSs that are served through the corresponding relay link. During a group handover, a MRS may relay or boost up signals (preamble, FCH, MAP, etc) of target MMR-BS in order to derive MS handover.

Figure 3 shows an example of procedures of a MRS initiating group handover. When G_RSHO-REQ (Group RS HO Request) is sent by a MRS, the MRS may indicate one or more possible target MMR-BS. In addition, it contains basic CIDs of MSs which are served on the MRS relay link. When receiving this message, the MMR-BS prepares HO process for the corresponding MSs and sends a G_BSHO-RSP message to the MRS with several parameters of service level prediction, HO optimization, action time, etc.

Then, the MRS begins HO for each MS. At this time, the MRS may transmit signals of the serving MMR-BS as well as the target MMR-BS simultaneously. After the all handover request/response handshakes between a MRS and multiple MSs have completed, the MRS send a G_HO-IND message to the serving MMR-BS in order to notify the completion of Group HO and their results indicated at the HO_IND_type fields.

At the Target MMR-BS, the “Group Handover indication” parameter into RNG-REQ message sent by the MRS can be used for determining the amount of the code ranging resources for HO in order to avoid large access delay owing to congestion of random access.

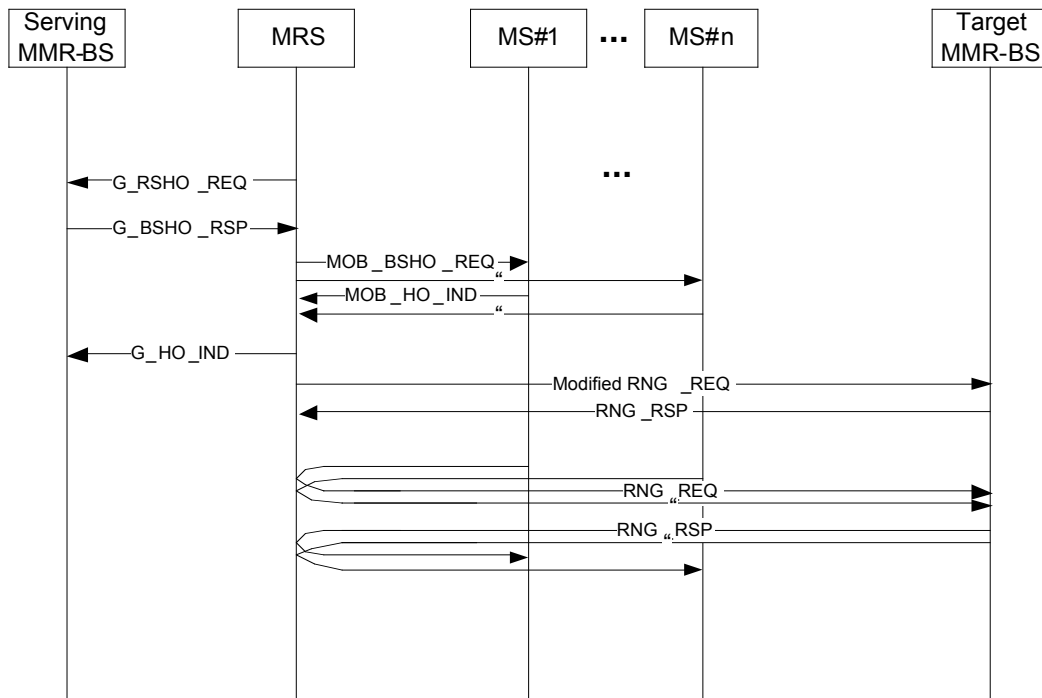


Figure 3. The example of group handover on the link between MMR-BS and MRS (MRS-initiated)

Figure 4 shows an example of procedures of a MMR-BS initiating group handover.

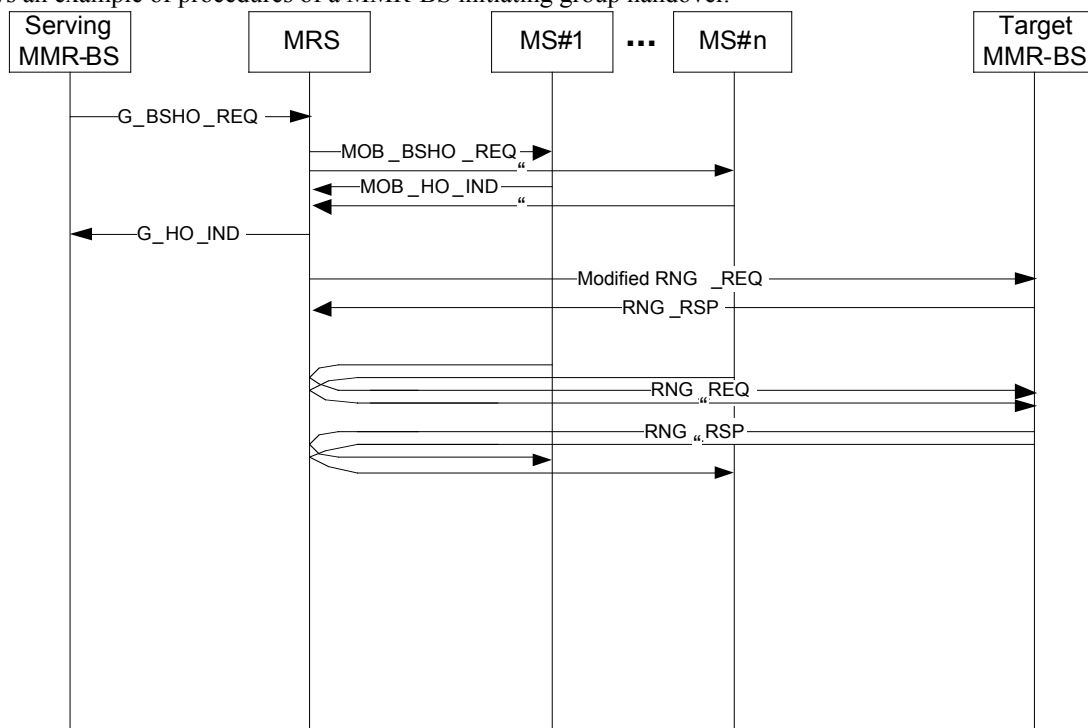


Figure 4. The example of group handover on the link between MMR-BS and MRS (MMR-BS-initiated)

When the MRS attempts MDHO or FBSS, it should not attempt a Group HO. The support of MDHO or FBSS is optional for both the RS and the MMR-BS and they are considered into the hop between MMR-BS and MRS. Moreover, for the link between MRS and MS, a MRS is able to keep the radio resources of previous MMR-BS during the MDHO or FBSS even if anchor BS or active BS set of the MRS has changed. In this case, the transmission of the MRS should be in the coverage region in order not to interfere with neighbor BSs. Figure 5 and figure 6 shows MRS-cell according to Group HO and MDHO/FBSS, respectively.

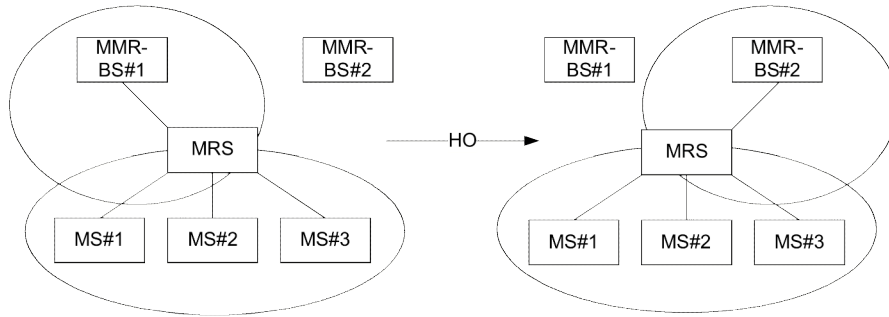


Figure 5. MRS-cell and Group HO

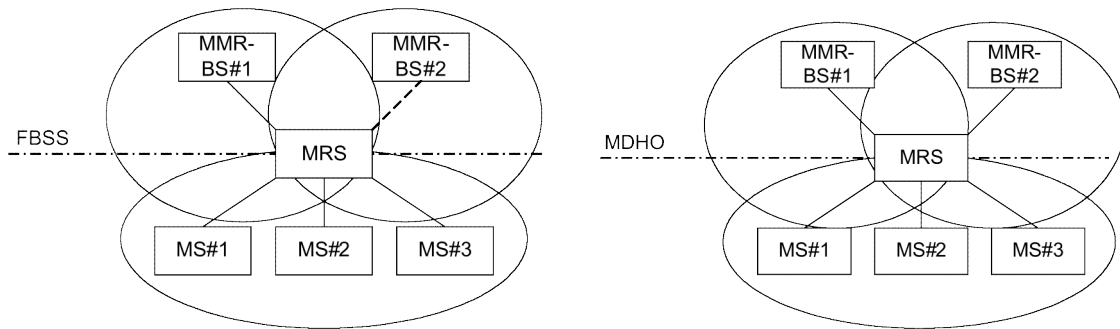


Figure 6. MRS-cell and FBSS/MDHO between MRS and MMR-BS

Text Proposals

[Insert new subsection 6.3.2.3.xx:]

6.3.2.3.xx Group RS HO Request (G_RSHO-REQ) message

The RS may transmit a G_RSHO-REQ message when it wants to initiate a Group HO. The message shall be transmitted on the basic CID of the RS.

Table xxx.- G_RSHO-REQ message format

Syntax	Size	Notes
G_RSHO_REQ Message format() {	=	=
Management Message Type = xx	8bits	=
Report metric	8bits	Bitmap indicating presence of metric in message Bit #0: BS CINR mean Bit #1: BS RSSI mean Bit #2: Relative delay Bit #3-7: Reserved; shall be set to zero.
N_BS	8bits	Number of new recommended BSs.
N_MS	8bits	The number of MSs which are considered for group handover.
For (j=0; j<N_MS;j++) {		
Basic CID of MS	16bits	
}		
For (j=0; j<N_BS;j++) {		
Neighbor BS_ID	48bits	
Preamble index	8bits	This parameter defines the PHY specific preamble for the neighbor BS.
Measurement values	8bits	This parameter indicates the following according to the Report metric field. If (Report metric [Bit#0] == 1): BS CINR mean If (Report metric [Bit#1] == 1): BS RSSI mean If (Report metric [Bit#2] == 1): Relative delay

If (Report metric [Bit#2] == 1) {		
Arrival time difference indication	1bit	
If (Arrival time difference indication == 1) {		
Arrival Time Difference (t)	7bits	
}		
}		
}		
Padding	variable	Padding bits to ensure byte aligned.
TLV encoded information	variable	
}	-	-

A RS shall generate G_RSHO-REQ messages in the format shown in Table xxx. The following parameters shall be included in the G_RSHO-REQ message:

Report metric

Bitmap indicator of trigger metrics that the RS reports in this message. For each bit location, a value of '0' indicates the trigger metric should not be included, while a value of '1' indicates the trigger metric should be included in the message. The bitmap interpretation for the metrics shall be:

- Bit #0: BS CINR mean
- Bit #1: BS RSSI mean
- Bit #2: Relative delay
- Bit #3-7: Reserved; shall be set to zero.

N_BS

The number of neighbor BSs to be considered for group handover.

N_MS

The Number of MSs which are served with relay link of the corresponding MRS.

For each MS, the following parameters shall be included.

Basic CID of MS

Basic connection identifier of MS which served with relay link by the MRS. These MSs will attempt to perform handover by group handover procedures.

For each recommended neighbor BS, the following parameters shall be included.

Neighbor BSID

Same as the Base station ID parameter in the DL-MAP message of the Neighbor BS.

Preamble index

The PHY-specific preamble for the neighbor BS.

Measurement value

According to report metric that RS indicates, this parameter indicates the following according to the Report metric field.

- If (Report metric [Bit#0] == 1): BS CINR mean
- If (Report metric [Bit#1] == 1): BS RSSI mean
- If (Report metric [Bit#2] == 1): Relative delay

The G_RSHO-REQ message shall include the following parameters encoded as TLV tuples:

HMAC/CMA Tuple (see 11.1.2)

[Insert new subsection 6.3.2.3.xx:]

6.3.2.3.xx Group BS HO Rseponse (G_BSHO-RSP) message

The BS shall transmit a G_BSHO_RSP message upon reception of G_RSHO_REQ message. The message shall be transmitted on the basic CID of the RS.

Table xxx-G_BSHO-RSP message format

<u>Syntax</u>	<u>Size</u>	<u>Notes</u>
<u>G_BSHO_RSP_Message_format() {</u>		
<u>Managment Message Type = xx</u>		
<u>N_MS</u>	<u>8bits</u>	
<u>For(j=0;j<N_MS;j++) {</u>		

<u>Basic CID of MS</u>	<u>16bits</u>	
<u>Action time</u>	<u>8bits</u>	<u>For MS</u>
<u>↓</u>		
<u>HO operation mode</u>	<u>1bit</u>	
<u>N_Recommended</u>	<u>6bits</u>	
<u>Resource Retain Flag</u>	<u>1bit</u>	
<u>For(j=0;j<N_Recommended;j++) {</u>		
<u>Neighbor BSID</u>	<u>48bits</u>	
<u>Preamble index</u>	<u>8bits</u>	
<u>Network Assisted HO supported</u>	<u>1bit</u>	
<u>HO_ID_included_indicator</u>	<u>1bit</u>	
<u>If (HO_ID_included_indicator == 1) {</u>		
<u>HO_ID</u>	<u>8bits</u>	
<u>↓</u>		
<u>For(k=0;k<N_MS;k++) {</u>		
<u>Service level prediction</u>	<u>8bits</u>	
<u>HO process optimization</u>	<u>8bits</u>	
<u>↓</u>		
<u>↓</u>		
<u>Action time</u>	<u>8bits</u>	<u>For MRS</u>
<u>TLV encoded information</u>	<u>variable</u>	
<u>↓</u>		

A BS shall generate G_BSHO-RSP messages in the format shown in Table xxx. The following parameters shall be included in the G_BSHO-RSP message.

N_BS

The number of neighbor BSs to be considered for group handover.

N_MS

The number of MSs which are served with relay link of the corresponding MRS.

Action time

For HO, this value is defined as number of frames until the Target MMR-BS allocates a dedicated transmission opportunity for RNG-REQ message to be transmitted by the MRS or MS using Fast Ranging IE.

HO operation mode

Indicate the operation mode of this HO response as prescribed by MMR-BS.

0: Recommended HO response

1: Mandatory HO response

N_Recommended

Number of neighboring BSs to be considered for Group HO.

For each recommended neighbor BS and each MS, the following parameters shall be included.

Service level prediction

The service level prediction value indicates the level of service the MS can expect from this BS. The following encodings apply:

0=No service possible for this MS

1=Some services is available for one or several service flows authorized for the MS.

2=For each authorized service flow, a MAC connection can be established with QoS specified by the Authorized QoSParamSet.

3=No service level prediction available.

HO process optimization

HO process Optimization is provided as part of this message is indicative only.

The G_RSHO-RSP message shall include the following parameters encoded as TLV tuples:

HMAC/CMA Tuple (see 11.1.2)

[Insert new subsection 6.3.2.3.xx:]**6.3.2.3.xx Group HO Indication (G_HO-IND) message**

An RS shall transmit a G_HO_IND message for final indication that it is about to perform a Group HO. When the RS cancels or rejects the HO, the RS shall transmit a G_HO-IND message with appropriate G_HO_IND_type field. The message shall be transmitted on the basic CID of the RS.

Table xxx- G_HO-IND message format

<u>Syntax</u>	<u>Size</u>	<u>Notes</u>
<u>G_HO_IND Message format() {</u>	<u>=</u>	<u>=</u>
<u>Management Message Type = xx</u>	<u>8bits</u>	
<u>G_HO_IND_type</u>	<u>2bits</u>	<u>0b00: serving BS release</u> <u>0b01: Group HO cancel</u> <u>0b10: Group HO reject</u> <u>0b11: Reserved</u>
<u>If (G_HO_IND_type == 0b00) {</u>		
<u>Target_BS_ID</u>	<u>48bits</u>	
<u>Preamble index</u>	<u>8bits</u>	
<u>}</u>		
<u>N_MS</u>	<u>8bits</u>	<u>Number of Mobiles</u>
<u>For (j=0; j<N_MS;j++) {</u>		
<u>Basic CID of MS</u>	<u>16bits</u>	
<u>HO_IND_type</u>	<u>2bits</u>	<u>0b00: serving BS release</u> <u>0b01: HO cancel</u> <u>0b10: HO reject</u> <u>0b11: reserved</u>
<u>}</u>		
<u>Padding</u>	<u>Variable</u>	
<u>TLV encoded information</u>	<u>variable</u>	<u>=</u>
<u>}</u>	<u>=</u>	<u>=</u>

The RS shall use the handover mode signaled by the BS in the previous G_BSHO-REQ or G_BSHO-RSP message to perform handover.

A RS shall generate G_HO-IND message in the format shown in Table xxx. The following parameters shall be included in the message:

G_HO_IND_type
HO_IND_type

The G_HO-IND message shall include the following parameters encoded as TLV tuples:

HMAC/CMA Tuple (see 11.1.2)

[Insert new subsection 6.3.2.3.xx:]**6.3.2.3.xx Group BS HO Request (G_BSHO-REQ) message**

The BS may transmit a G_BSHO-REQ message when it wants to initiate HO. A RS receiving this message may scan recommended neighbor BSs in this message. The message shall be transmitted on the basic CID.

Table xxx-G_BSHO-REQ message format

<u>Syntax</u>	<u>Size</u>	<u>Notes</u>
<u>G_BSHO_REQ Message format() {</u>	<u>=</u>	<u>=</u>
<u>Management Message Type = xx</u>	<u>8bits</u>	
<u>HO operation mode</u>	<u>1bits</u>	
<u>N_Recommended</u>	<u>6bits</u>	
<u>Resource Retain Flag</u>	<u>1bits</u>	
<u>N_MS</u>	<u>8bits</u>	
<u>For(j=0;j<N_MS;j++) {</u>		

<u>Basic CID of MS</u>	<u>16bits</u>	
<u>Action time</u>	<u>8bits</u>	<u>For MS</u>
<u>}</u>		
<u>For (j=0;j<N_Recommended;j++) {</u>		
<u>Neighbor BSID</u>	<u>48bits</u>	
<u>Preamble Index</u>	<u>8bits</u>	
<u>Network Assisted HO supported</u>	<u>1bit</u>	
<u>HO_ID_included_indicator</u>	<u>1bit</u>	
<u>If (HO_ID_included_indicator == 1) {</u>		
<u>HO_ID</u>	<u>8bits</u>	
<u>}</u>		
<u>For (k=0;k<N_MS;k++) {</u>		
<u>Service level prediction</u>	<u>8bits</u>	
<u>HO process optimization</u>	<u>8bits</u>	
<u>}</u>		
<u>}</u>		
<u>Action time</u>	<u>8bits</u>	<u>For MRS</u>
<u>Padding</u>	<u>variable</u>	<u>Padding bits to ensure byte aligned.</u>
<u>TLV encoded information</u>	<u>variable</u>	<u>TLV specific</u>
<u>}</u>	<u>=</u>	<u>=</u>

[Insert new Table xx-RNG-REQ message encodings for RS-WirelessMAN-OFDMA:]

<u>Name</u>	<u>Type</u>	<u>Length</u>	<u>Value (Variable-length)</u>
<u>RS MAC address</u>		<u>6</u>	<u>MAC address of RS.</u>
<u>Group Handover indication</u>		<u>1</u>	<u>Presence of item in message indicates the RS is currently attempting to group handover, and its value indicates the number of MS which attempts handover RNG.</u>

[Insert new subsection 6.3.22.2.9:]

6.3.22.2.9 Group HO on the mobile RS

A mobile RS may control MS handover. The MR-BS and the mobile RS would maintain a list of MS which are served through the relay link. A Group HO begins with a decision for a mobile RS to handover itself and to lead the MS to handover from a serving MR-BS to a target MR-BS. The decision may originate either at the mobile RS or the serving MR-BS.

The operation of Group HO divides two steps. First, Group HO notification is recommended as the procedure between an serving MR-BS and a mobile RS, but not required. Acknowledgement of G_RSHO-REQ with G_BSHO-RSP is required.

During a Group HO, a mobile RS may relay or boost up signals (preamble, MAP, etc) of the target MR-BS as well as the serving MR-BS in order to derive MS handover. Second, the mobile RS begins HO for each MS. After the all handover request/response handshakes between a mobile RS and multiple MSs have completed, the MRS send a G_HO-IND message to the serving MR-BS in order to notify the completion of Group HO and their results indicated at the HO_IND_type fields.

At the Target MR-BS, the "Group Handover indication" parameter into RNG-REQ message sent by the mobile RS can be used for determining the amount of the code ranging resources for HO in order to avoid large access delay owing to congestion of random access.

[Insert the following s at the end of section 6.3.22.3:]

When an RS performs MDHO or FBSS, it should not attempt a Group HO. The support of MDHO or FBSS is optional for both the RS and the MR-BS and they must be considered into the link between MR-BS and mobile RS. In this case, a mobile RS may keep the radio resources of previous MR-BS during the MDHO or FBSS even if anchor BS or active BS set of the MRS has changed.