

MMR Cell Path Discovery, Link Maintenance and Data Forwarding

IEEE 802.16 Presentation Submission Template (Rev. 8.3)

Document Number:

IEEE C802.16j-06/246

Date Submitted:

2006-11-06

Source:

G.Q Wang, Wen Tong, Peiyong Zhu, Hang Zhang,
David Steer, Gamini Senarath, Derek Yu
Nortel
3500 Carling Avenue
Ottawa, Ontario, K2H 8E9

Voice:613-763-1315

Fax:613-765-7723

E-mail: wentong@nortel.com

Venue:

IEEE 802.16 Session #46, Dallas, T.X, U.S.A

Base Document:

None

Purpose:

Technical contribution for MMR MAC layer functions on path discovery, maintenance & data forwarding Notice:

This document has been prepared to assist IEEE 802.16. It is offered as a basis for discussion and is not binding on the contributing individual(s) or organization(s). The material in this document is subject to change in form and content after further study. The contributor(s) reserve(s) the right to add, amend or withdraw material contained herein.

Release:

The contributor grants a free, irrevocable license to the IEEE to incorporate material contained in this contribution, and any modifications thereof, in the creation of an IEEE Standards publication; to copyright in the IEEE's name any IEEE Standards publication even though it may include portions of this contribution; and at the IEEE's sole discretion to permit others to reproduce in whole or in part the resulting IEEE Standards publication. The contributor also acknowledges and accepts that this contribution may be made public by IEEE 802.16.

IEEE 802.16 Patent Policy:

The contributor is familiar with the IEEE 802.16 Patent Policy and Procedures <<http://ieee802.org/16/ipr/patents/policy.html>>, including the statement "IEEE standards may include the known use of patent(s), including patent applications, provided the IEEE receives assurance from the patent holder or applicant with respect to patents essential for compliance with both mandatory and optional portions of the standard." Early disclosure to the Working Group of patent information that might be relevant to the standard is essential to reduce the possibility for delays in the development process and increase the likelihood that the draft publication will be approved for publication. Please notify the Chair <<mailto:chair@wirelessman.org>> as early as possible, in written or electronic form, if patented technology (or technology under patent application) might be incorporated into a draft standard being developed within the IEEE 802.16 Working Group. The Chair will disclose this notification via the IEEE 802.16 web site <<http://ieee802.org/16/ipr/patents/notices>>.

Highlights

- **MMR MAC layer functions focusing on**
 - Automatic relay path discovery
 - Relay Link maintenance
 - Data forwarding

- **Design Principle for low cost**
 - Minimize Relay link interface complexity (e.g., avoid introducing many new control messages)
 - Minimize the global distribution of MS's information within a cell (e.g., keep RS agnostic to MS's data)
 - “Hot Potato” relay to reduce delay and jitter (e.g., minimize per-MACPDU processing in RS)

Acronyms (IEEE 802.16j-06/014r1)

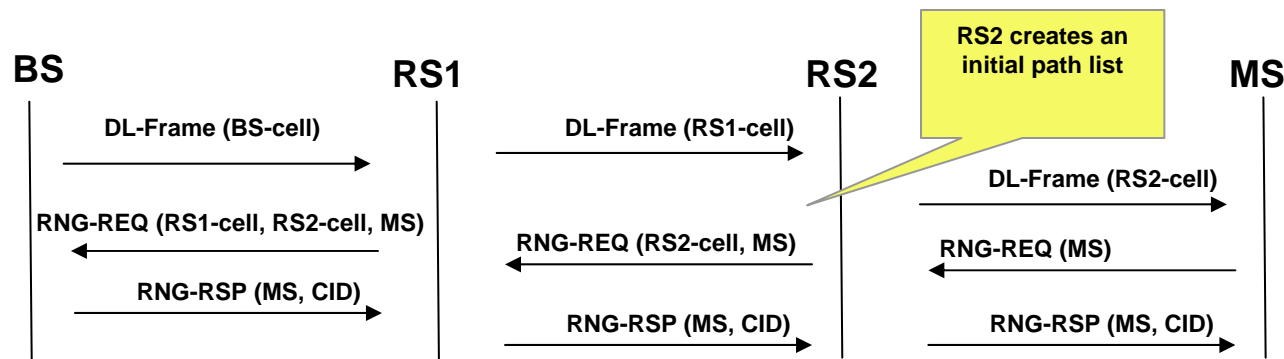
- **Cell:** . The radio coverage area of a particular station (e.g. BS, MMR-BS, or RS) where an MS can be serviced via access links
- **MMR Cell:** The radio coverage area of an MMR-BS cell and all of its subordinate RS cells
- **Relay link (R-link):** An 802.16j radio link between an MMR-BS and an RS or between a pair of RSs. This can be a relay uplink or downlink.
- **Relay uplink (R-UL):** Uplink from particular RS for upstream relay
- **Relay downlink (R-DL):** Downlink from particular RS for downstream relay
- **Relay path:** Concatenation of k consecutive relay links ($k \geq 1$) between the MMR-BS and the designated access RS

Centralized routing vs. Distributed routing

- **Centralized routing**
 - Centralized radio resource scheduling at MMR-BS
 - Only MMR-BS stores routing database
 - MMR-BS assigns forwarding path in downstream data burst to a designated target
- **Distributed routing**
 - Distributed radio resource scheduling at MMR-BS and some RS
 - Every node stores routing database
 - MMR-BS only designates the target, each RS checks the destination against the local routing database to decide where the burst should go
- **Hybrid routing**
 - Based on radio resource scheduling schema, MMR cell can be organized as clusters of sub-tree
 - Cluster-head would determine the routing paths coordinately

Example: Path Creation from Network Entry

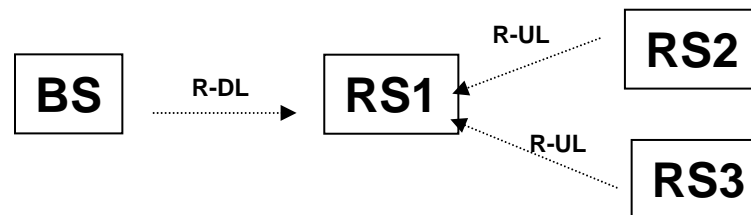
- Auto path creation procedure
 - Path creation using DL frame preamble (broadcast, downstream), initial ranging RNG-REQ (uni-cast, upstream) and RNG-RSP (broadcast, downstream)
 - Every RS is assigned a BS-ID and a MS-ID
 - Every BS/RS transmits DL frame preamble using their assigned IDCell (Cell ID)
 - Routing path can be identified by an array of IDcell , or BS-ID.
 - New node starts initial ranging by sending RNG-REQ to the selected access RS
 - For the received RNG-REQ, the access RS stores new-node's MS-ID into routing table, and creates a path list in RNG-REQ with its IDcell as first entry, and further relay RNG-REQ upstream
 - Along the upstream path, from the received RNG-REQ, the RS stores the new path list and new-node's MS-ID into routing table. RS then appends its own IDcell into path list (if such a path does not exist before) and further relay RNG-REQ upstream .
 - After receiving RNG-REQ, the BS stores the final path list and new-node's MS-ID into routing table, and sends RNG-RSP back to new node with assigned Basic CID.
 - Along the downstream path, RS intercepts RNG-RSP. If the MS-ID is matched with a direct attachment, RS puts new-node's Basic CID into routing table and further relay RNG-RSP downstream; If MS-ID is not matched, RS simple drops RNG-RSP.
 - For path maintenance, three approaches can be used to determine whether to keep or to remove a node from the path: periodical RNG-REQ, MOB_MSHO_REQ and REP-REQ/RSP



MMR Cell Link Maintenance

- **R-Link monitoring and reporting procedure**

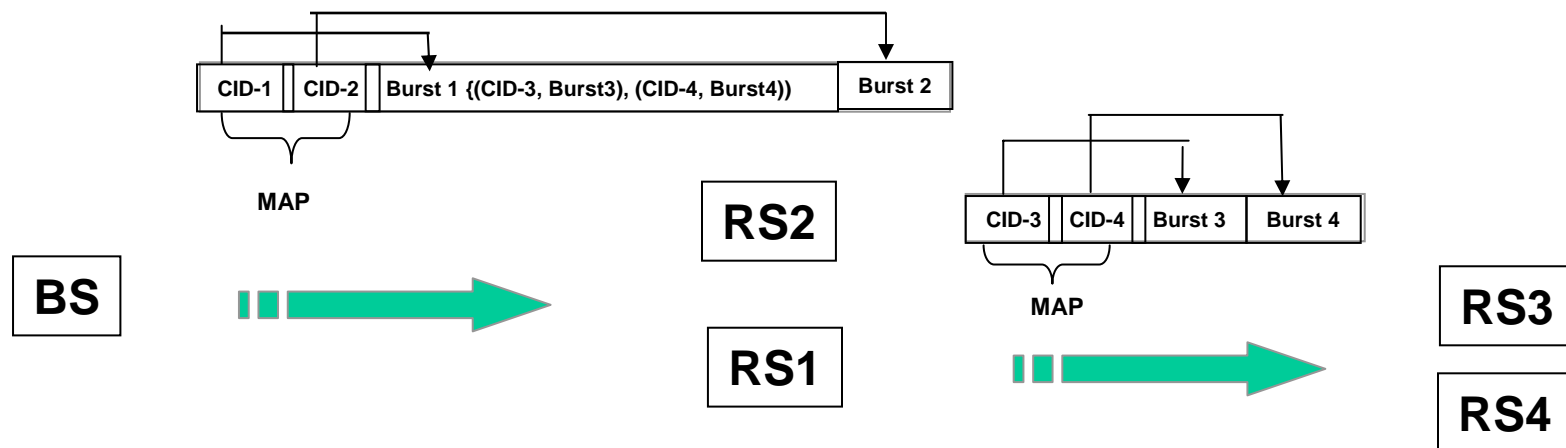
- Current .16e only supports MS monitoring and reporting R-DL situation to BS
- .16j requires each RS to monitor and to report both R-DL (from successor node) and R-UL situation (from child nodes) back to BS
- BS can use globally acquired link information for relay path maintenance (fault detection & fault isolation) and path selection
- BS could utilize REP-REQ/REP-RSP to detect RS failure
- When RS received REP-REQ, it should send per-link REP-RSP (if any) back to BS
- Alternatively, RS could send REP-RSP in an unsolicited fashion.
- **new R-link TLV in REP-RSP indicating the link type (i.e., R-DL or R-UL), and link-source indicating which R-link was measured**



Example: Tunneled Data Burst Forwarding (1)

• Centralized routing

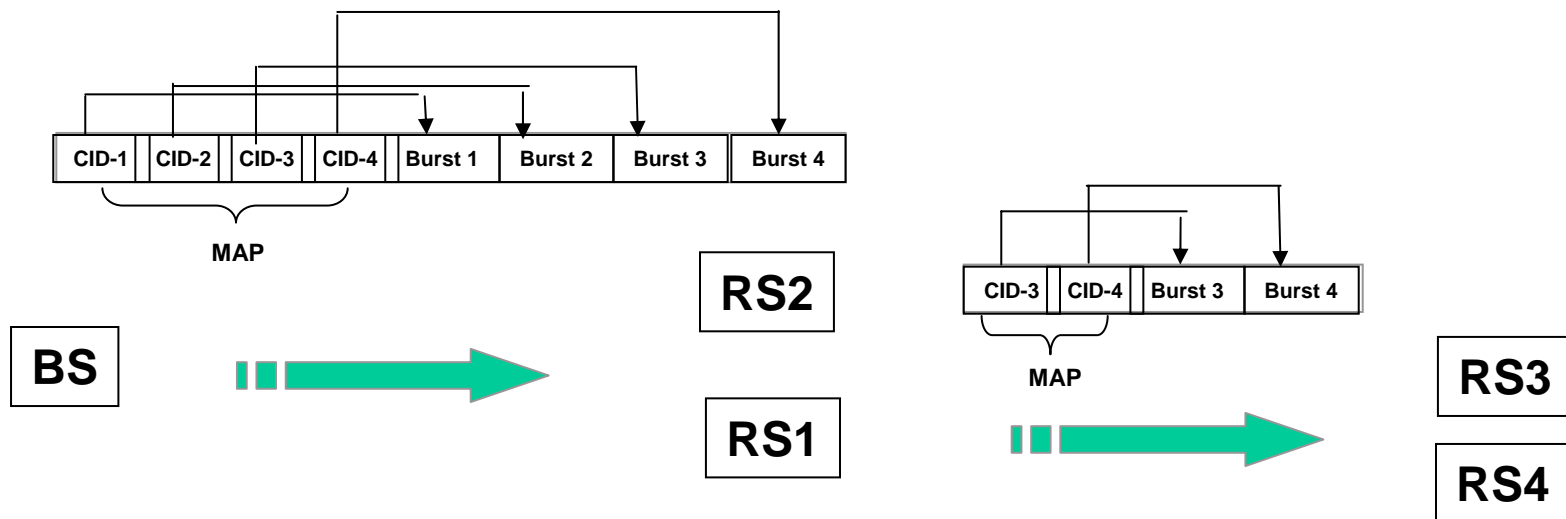
- Basic CID used as unicast tunnel CID in DL-MAP_IE (802.16-2004)
- Or, Basic CID is used as tunnel CID in MACPDU header (and sub-header)
- BS builds the data bursts with embedded tunnel CID (and the associated MAC PDU) along a given path
- Tunneled burst targets to each access RS and its subordinate tree.
- For the received frame, by checking tunnel CID, RS would determine:
 - (1) process it
 - (2) further relay
 - (3) drop it
- **new spec for RS**



Example: Tunneled Data Burst Forwarding (2)

• Distributed Routing

- Basic CID used as unicast tunnel CID in DL-MAP_IE (802.16-2004)
- BS only needs to specify the designated target
- Tunneled burst is relayed to each access RS, which contains the MAC PDUs either targeting to the RS, or targeting to all MS attached to this RS
- For received frame, by checking burst CID and the routing table, RS would determine:
 - (1) process it
 - (2) further relay
 - (3) drop it
- new spec for RS



Summary

1. **Utilize 802.16e network entry procedure to create routing path**
2. **Only a few new TLVs to be introduced**
3. **New spec focus on RS functional behavior for those new TLVs**
4. **In centralized routing, only BS stores the routing table, but data forwarding with some overhead**
5. **In distributed routing, RS needs to intercept some mgmt messages to acquire children's Cell ID list, MS-ID and Basic CID (e.g., RNG-REQ/RSP)**
6. **Path maintenance can be done via periodical ranging, MOB_MSHO_REQ and REP-REQ**
7. **Basic CID is used for tunneled data burst (No need to populate MS's transport CID to RS along the relay path)**
8. **Downstream data forwarding at designated burst level reduces delay and jitter (No need to decode MAC PDU individually)**
9. **Minimum change to 802.16-2005**