
IEEE 802.16 Broadband Wireless Access Working Group <<http://ieee802.org/16>>

Title **Radio Resource Reuse in access zone and relay zone**

Date Submitted **2007-01-08**

Source(s) Youngbin Chang, Changyoon Oh,
 Hyeonjeong Kang, Hyoungkyu Lim, Jaeweon
 Cho, Jungje Son, Panyuh Joo Voice: +82-31-279-5519
 Samsung Electronics Fax: +82-31-279-5130
 416, Maetan-3dong, Youngtong-gu, mail to: yb.chang@samsung.com
 Suwon-si, Gyeonggi-do, Korea

Rakesh Taori
 Samsung Advanced Institute of Technology

Re: Call for technical proposals regarding IEEE project P802.16j

Abstract The location information and signal strength information from other stations could be used for radio reuse.

Purpose This contribution proposes the interference measurement method for radio reuse in both access and relay zone.

Notice This document has been prepared to assist IEEE 802.16. It is offered as a basis for discussion and is not binding on the contributing individual(s) or organization(s). The material in this document is subject to change in form and content after further study. The contributor(s) reserve(s) the right to add, amend or withdraw material contained herein.

Release The contributor grants a free, irrevocable license to the IEEE to incorporate material contained in this contribution, and any modifications thereof, in the creation of an IEEE Standards publication; to copyright in the IEEE's name any IEEE Standards publication even though it may include portions of this contribution; and at the IEEE's sole discretion to permit others to reproduce in whole or in part the resulting IEEE Standards publication. The contributor also acknowledges and accepts that this contribution may be made public by IEEE 802.16.

Patent Policy and Procedures The contributor is familiar with the IEEE 802.16 Patent Policy and Procedures <<http://ieee802.org/16/ipr/patents/policy.html>>, including the statement "IEEE standards may include the known use of patent(s), including patent applications, provided the IEEE receives assurance from the patent holder or applicant with respect to patents essential for compliance with both mandatory and optional portions of the standard." Early disclosure to the Working Group of patent information that might be relevant to the standard is essential to reduce the possibility for delays in the development process and increase the likelihood that the draft publication will be approved for publication. Please notify the Chair <<mailto:chair@wirelessman.org>> as early as possible, in written or electronic form, if patented technology (or technology under patent application) might be incorporated into a draft standard being developed within the IEEE 802.16 Working Group. The Chair will disclose this notification via the IEEE 802.16 web site <<http://ieee802.org/16/ipr/patents/notices>>.

Radio Resource Reuse in access zone and relay zone

Youngbin Chang, Changyoon Oh, Hyeonjeong Kang, Hyoungkyu Lim, Jaeweon Cho, Jungje Son,
Panyuh Joo

Samsung Electronics

Rakesh Taori

Samsung Advanced Institute of Technology

1. Introduction

In this document, we propose interference measurement methods for the purposes of resource reuse. We consider methods for coarse resource allocation and fine resource allocation. The coarse method is based either on the location of the infrastructure stations or the interference measurement as reported by the infrastructure stations. The fine resource allocation can be refined in the access zone by utilizing the scan report messages from the MSs.

2. Coarse Resource Allocation Methods

2.1. Coarse Resource Allocation Based on Location Information

The geographical location can be used for the purposes of resource reuse. Even if the actual interference from other stations could be different from geographical information, the interference from other stations has an intermediate relation with path loss.

2.1.1 Location information report when initial entry.

MR-BS can determine the radio reuse based on this location information when FRS is installed in a certain area in the initial time

2.1.2 Location information update for MRS

MRS moves to the other area during operation. If necessary, MR-BS requests the location information to RS, RS report the present location information to MR_BS.

2.2 Coarse Resource Allocation Based on Interference Measurement

Actual interference measurement results can be used to further refine the radio resource reuse.

2.2.1 Interference measurement in 2-hop case

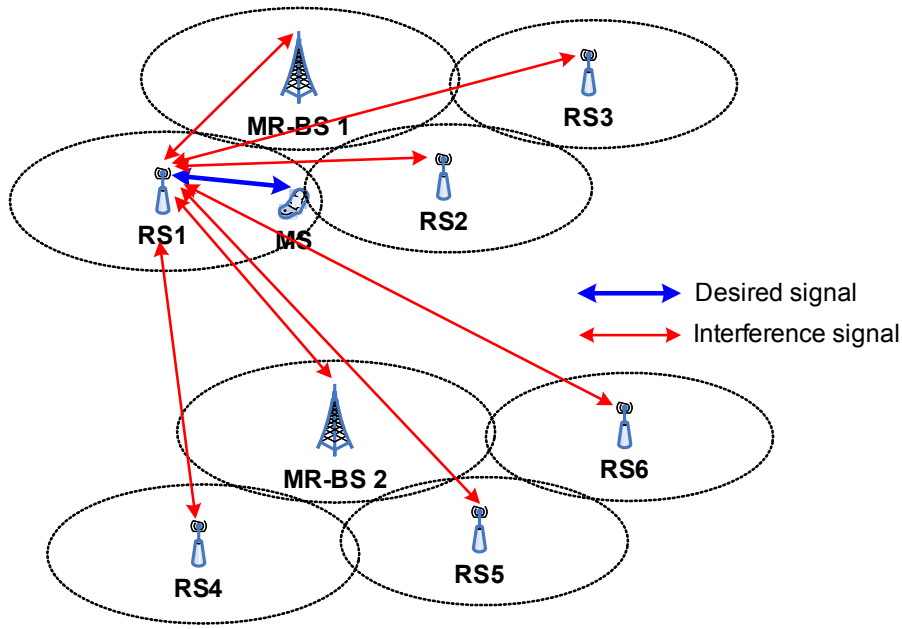


Figure 1. Coarse interference measurement in 2 hop topology

Figure 1 shows the coarse interference measurement in the case of a 2 hop topology. In multi-cell environments, RS needs to measure signals from the neighboring MR-BS and report it. RS can measure the interference from the neighboring MR-BS using DL synchronization symbol within the DL Relay zone as illustrated in Figure 2.

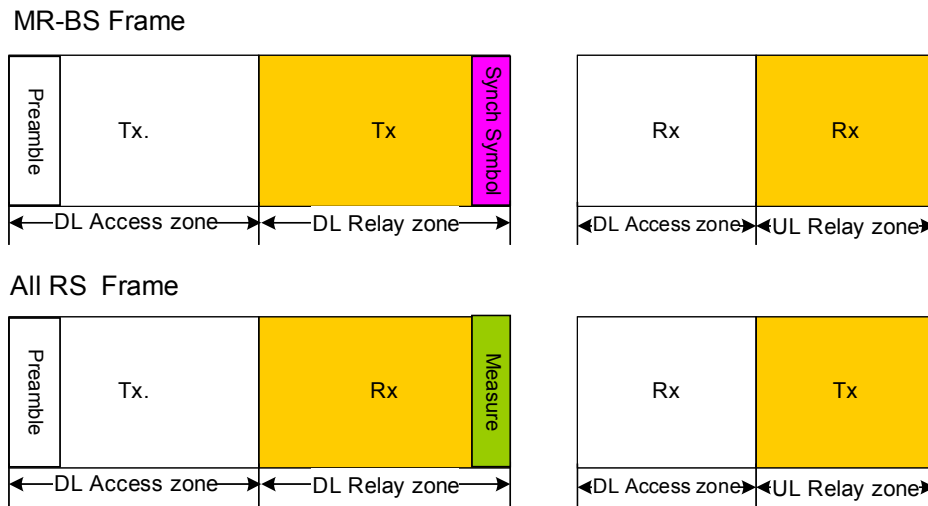


Figure 2. Interference measurement from MR-BS

RS can also measure the interference from the other RSs as shown in Figure 3. When one RS transmit its signature to all other RSs in the DL relay zone, the other RSs can listen and report the results. In this case, RS1 incurs an overhead equal to one R-RTG. The other RSs can receive in the Rx. mode (that they are already in) and therefore do not need any mode transition.

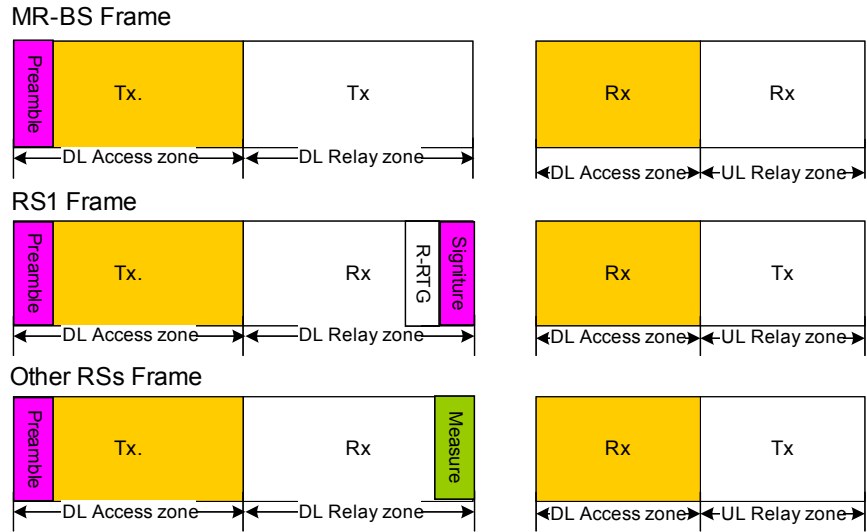


Figure 3. Interference measurement from the other RSs

2.2.2 Interference measurement in multi-hop case

Figure 4 represents a multi-hop topology. In this case, the frame structure can be assumed as shown in Figure 5 which is an in-frame relay frame structure from [1].

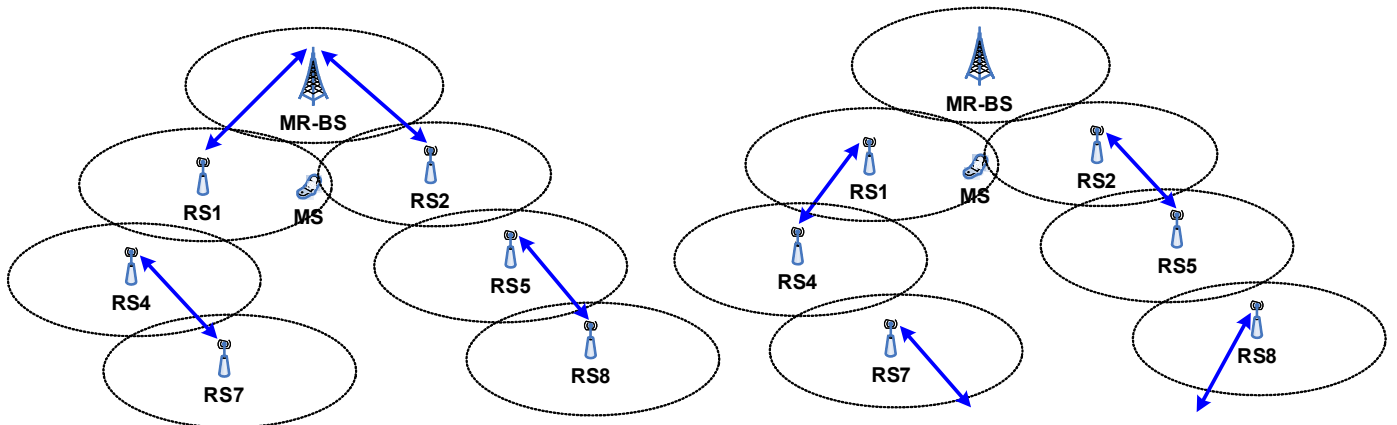


Figure 4. Multi-hop topology environment

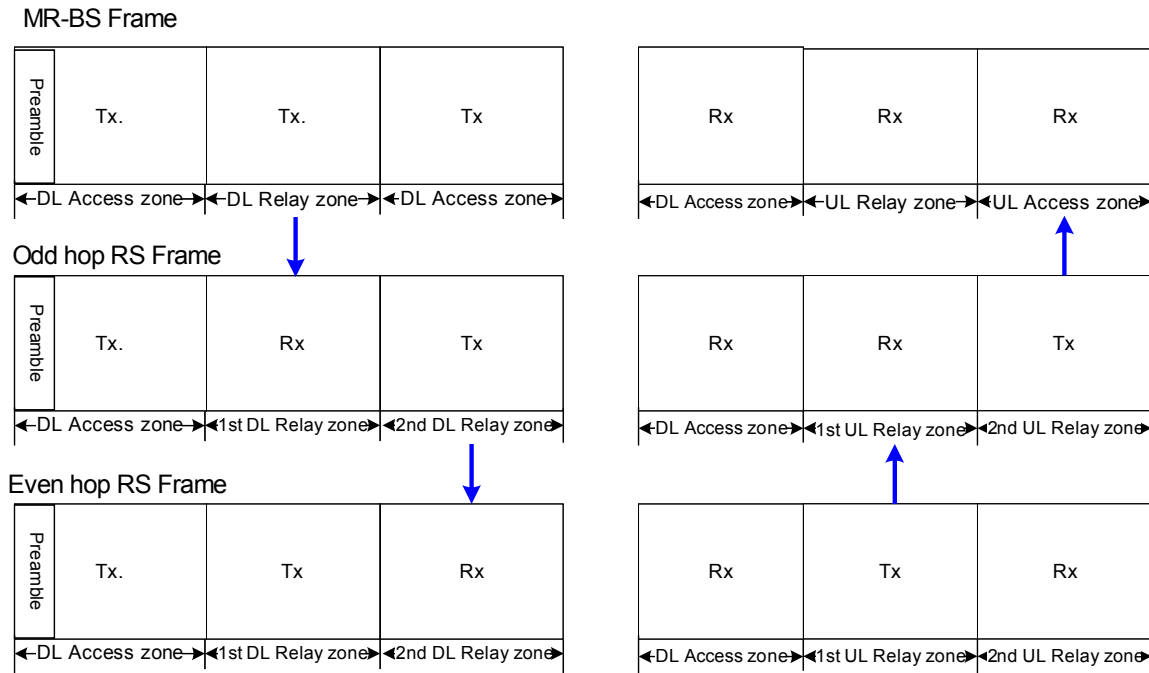


Figure 5. In-frame multi-hop frame structure

Figure 6 shows the coarse interference measurement in the RS. RS1 shall measure the other RSs and report the results to the MR-BS.

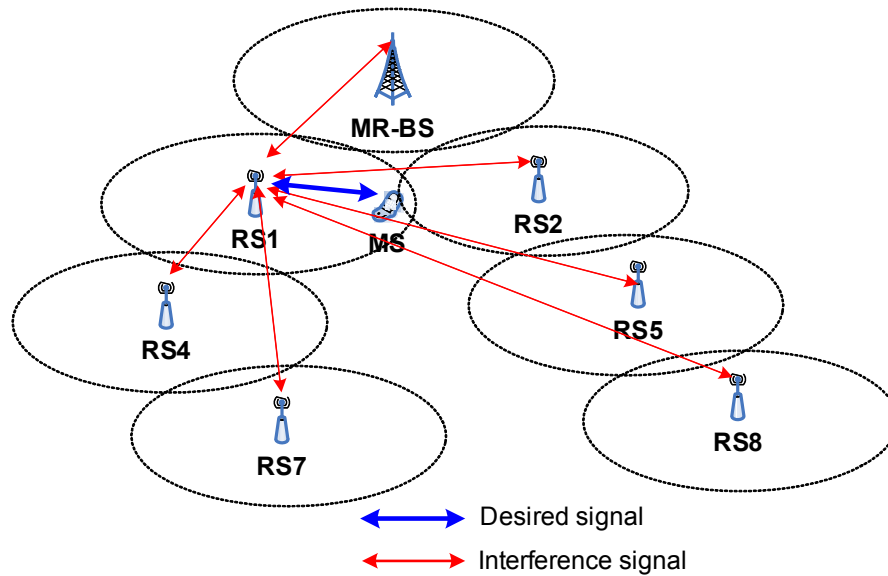


Figure 6. The coarse interference measurement

For this operation, RS1 can measure MR-BS and the interference from the other RSs as shown in Figure 7. When RS1 measures all the other stations, RS1 can measure MR-BS as well as even-hop RSs using synchronization symbol within the 1st DL relay zone. If the MR-BS or the even-hop RS does not transmit synchronization symbol, then RS1 can transmit its own signature to the other odd-hop RSs. The even hop RSs such as RS 4, RS5 also can detect the interference from the odd hop RS using synchronization symbol, and can also measure the signal strength of MR-BS and even hop RS within the 2nd DL relay zone.

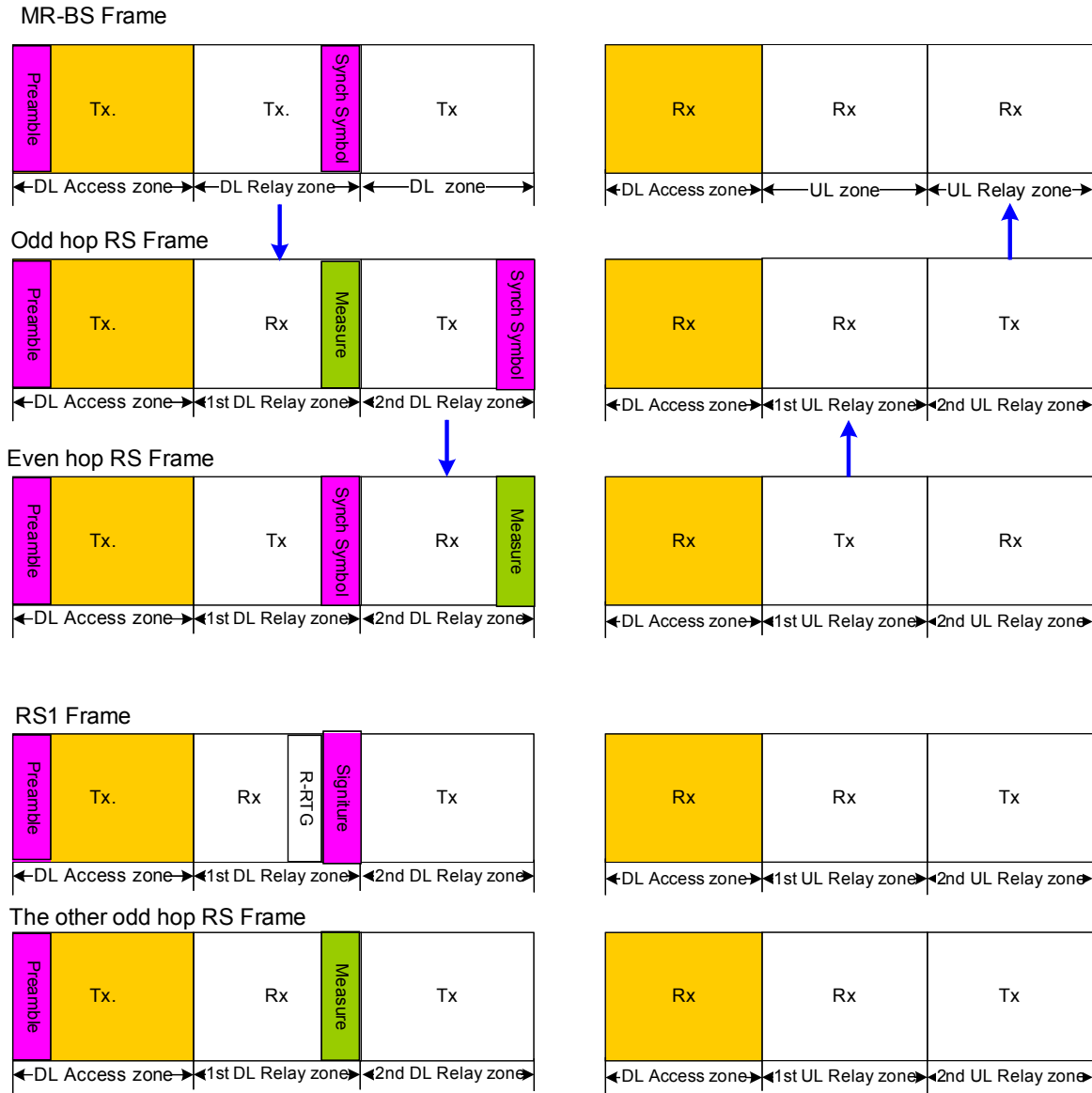


Figure 7. Coarse interference measurement method in RS

3. Refining the Resource Allocation in the Access Zone

In access zone, the exact interference measurement is at the MS not RS. Figure 5 represents this situation.

For fine interference management, MS needs to measure the interference from the other RSs and MR-BS and report to them.

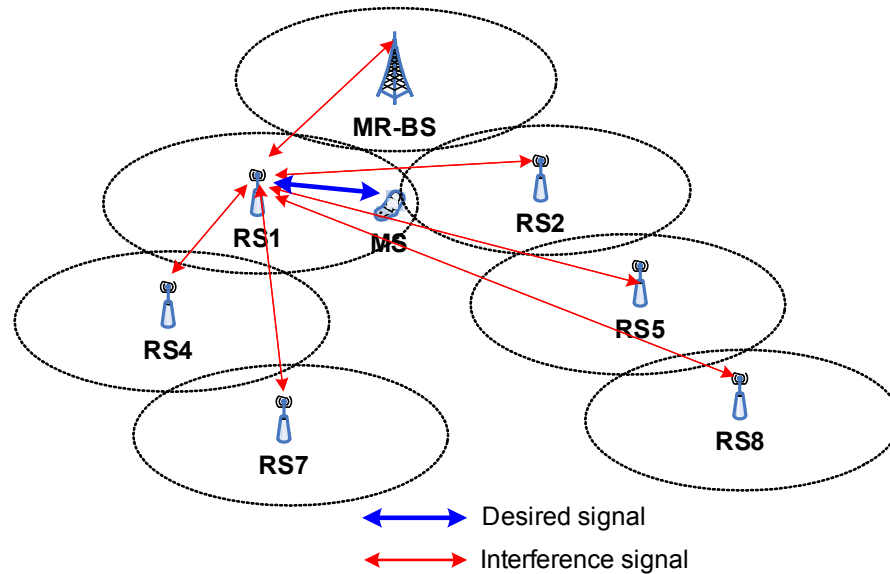


Figure 5. Interference measurement using scanning report of MSs

MS scanning operation of neighbor BSs is already exist to support handover in current specification at 6.3.22.1.2 in [2]. Using this information, MR-BS can get easily the actual interference feeling from MSs without message overhead.

For handover, RS may allocate time for MS to scanning neighbor stations (i.e. MR-BS and RSs), and collect and update from all serving MSs. When MR-BS controls whole handover procedure, MR-BS may received this scanning information from RSs.

4. Proposed Text Change

[Insert the proposed text at the end of section 6.3.27]

In multi-cell environments, RS needs to measure signals from the neighboring MR-BS and report it. RS can measure the interference from the neighboring MR-BS using DL synchronization symbol within the DL Relay zone.

References

- [1] C80216j-07/136, "On the use of postamble for the relay link, January, 2007.
- [2] 802.16e-2005, "Amendment 2: Physical and Medium Access Control Layers for Combined Fixed and Mobile Operation in Licensed Bands and Corrigendum 1", *IEEE Computer Society and the IEEE Microwave Theory and Techniques Society*, 28 Feb. 2006.