

Project	IEEE 802.16 Broadband Wireless Access Working Group < http://ieee802.org/16 >	
Title	Multi-frame structure consistent to 802.16e for MMR Networks	
Date Submitted	2007-04-07	
Source(s)	D.H. Ahn, dhahn@etri.re.kr Junhong Hui, junhonghui@etri.re.kr Young-il Kim, yikim@etri.re.kr C.I.Yeh, ciyeh@etri.re.kr Kyu Ha Lee, kyuha.lee@samsung.com Chung-wook Suh, cwsuh@securepia.com	ETRI 161, Gajeong-Dong, Yuseong-Gu, Daejeon, 305-350, Korea Samsung Thales San 14, Nongseo-Dong, Giheung-Gu, Yongin, Gyeonggi-Do, 449-712, Korea Securepia 480-4, Kochuck-Dong, Kuro-Gu, Seoul, 725-325, Korea
Re:	This is a response to the call for technical contributions 80216j-07_007r2.pdf	
Abstract	This contribution proposes a multiple frame operation consistent with 802.16e legacy frame structure to support multi-hop between MR-BS and RS	
Purpose	Text proposal for 802.16j Baseline Document	
Notice	This document has been prepared to assist IEEE 802.16. It is offered as a basis for discussion and is not binding on the contributing individual(s) or organization(s). The material in this document is subject to change in form and content after further study. The contributor(s) reserve(s) the right to add, amend or withdraw material contained herein.	
Release	The contributor grants a free, irrevocable license to the IEEE to incorporate material contained in this contribution, and any modifications thereof, in the creation of an IEEE Standards publication; to copyright in the IEEE's name any IEEE Standards publication even though it may include portions of this contribution; and at the IEEE's sole discretion to permit others to reproduce in whole or in part the resulting IEEE Standards publication. The contributor also acknowledges and accepts that this contribution may be made public by IEEE 802.16.	
Patent Policy and Procedures	The contributor is familiar with the IEEE 802.16 Patent Policy and Procedures < http://ieee802.org/16/ipr/patents/policy.htm >, including the statement "IEEE standards may include the known use of patent(s), including patent applications, provided the IEEE receives assurance from the patent holder or applicant with respect to patents essential for compliance with both mandatory and optional portions of the standard." Early disclosure to the Working Group of patent information that might be relevant to the standard is essential to reduce the possibility for delays in the development process and increase the likelihood that the draft publication will be approved for publication. Please notify the Chair < mailto:chair@wirelessman.org > as early as possible, in written or electronic form, if patented technology (or technology under patent application) might be incorporated into a draft standard being developed within the IEEE 802.16 Working Group. The Chair will disclose this notification via the IEEE 802.16 web site < http://ieee802.org/16/ipr/patents/notices >.	

Multi-frame structure consistent to 802.16e for MMR Networks

1. Introduction

This contribution proposes a multiple frame structure for consistency with the 802.16e legacy frame structure to support multi-hop relay operation which avoids inter RSs and inter MR-BS and RS interference.

2. Characteristics

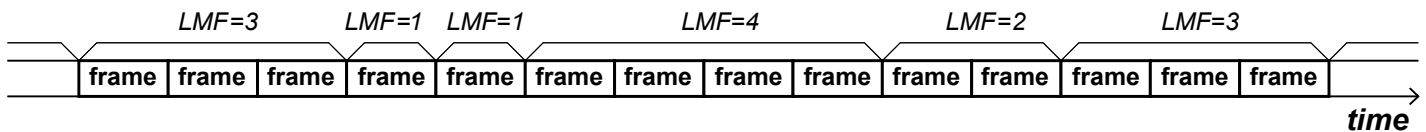
- o complete backward compatible frame structure to 802.16e legacy system.
- o no PHY revision for the legacy BS.
- o without RS, multi-frame length is equal to 1. It is exactly the legacy system.
- o no mutual interference between MR-BS and RS, or between RSs anywhere in the cell.
- o applicable to dynamic topology
- o to allow large hop counts and enhance the flexible network deployment capability
- o very simple RS deployment and less overhead.

3. Proposal for Multi-frame Operation

(1) Multi-frame concept

- A Multi-frame consists of L subsequent frames.

LMF: length of Multi Frame



A legacy frame can be a multi-frame with multi-frame length of 1. Multi-frame structure is actually an extended version of the legacy system frame structure when it is also used for relay function.

(2) Dynamic Multi-frame considering MR topology and traffic load

The length of Multi-frame (*LMF*) is determined before the Multi-frame start time, in consideration of topology and traffic load.

$LMF = \text{the length of Multi-frame} = \max(MHR+1, 2 * MHM - 1)$

MHR : the maximum hop counts of active RSs

MHM : the maximum hop counts of MSs who have at least one UL traffic at start of Multi-frame

Example:

if no RS in a cell, $LMF = \max(0+1, 2-1) = 1$

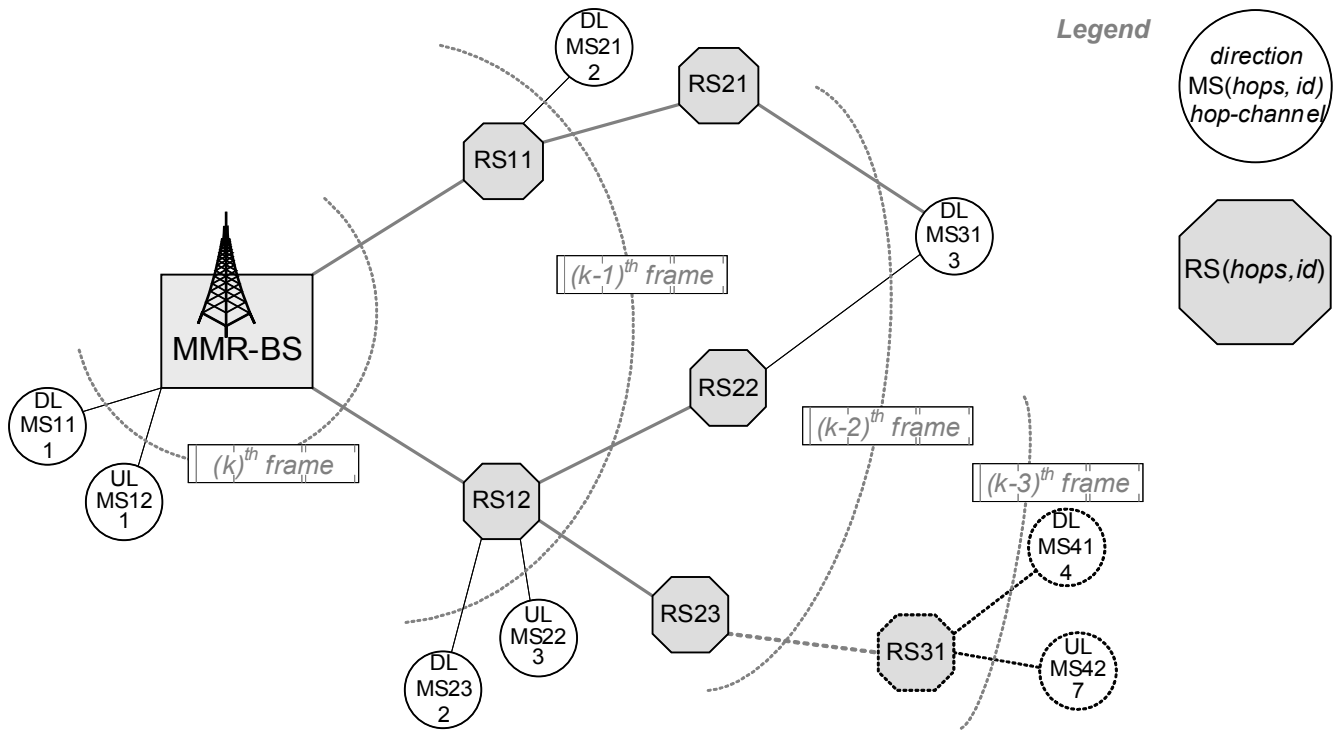
else if there exist 1-hop RSs and 2-hop MSs {

if at least an MS has UL data to send, $LMF = \max(1+1, 2*2-1) = 3$

else no MS has UL data to send, $LMF = \max(1+1, -1) = 2$

}

(3) Sample topology



(fig. 1) A sample for showing network topology and frame transmissions of hop links during k^{th} frame transmission at MR-BS

In figure 1, k is an arbitrary frame sequence number of a Multi-frame with the range of $1 \leq k \leq LMF$ (length of Multi-frame). In addition, before every Multi-frame is transmitted into the air, k shall be renewed and LMF shall be re-calculated.

An RS shall transmit received frame to subordinates according to the control message of the multi-frame.

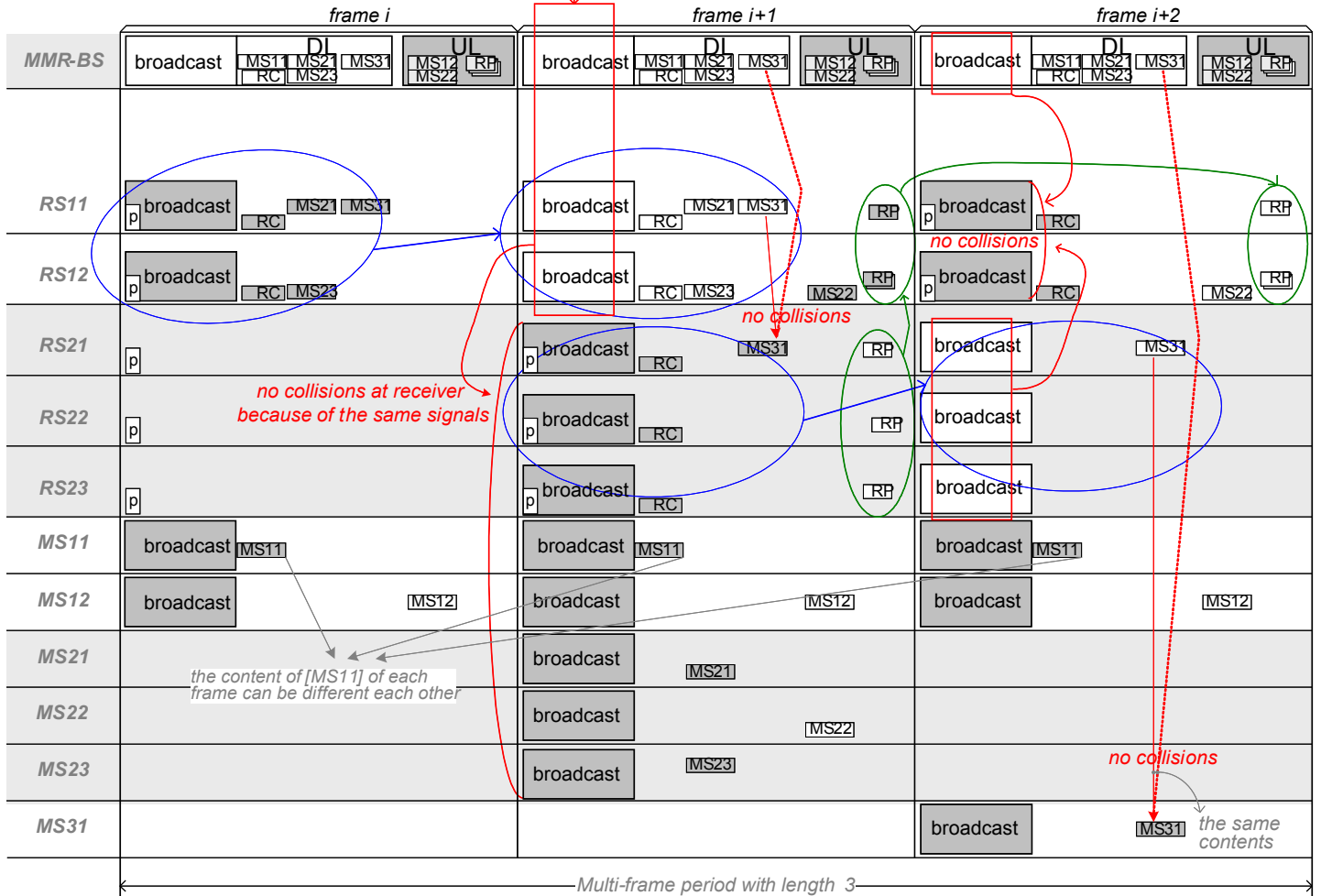
(4) Use of identical frame control information

- use frame control information containing Preamble, FCH and MAPs (or including DCD and UCD)
- apply identical frame control information to all of the frames in a Multi-frame except the frame number.
- an RS shall update the frame number in the received frame control information by incrementing and reassembling for relaying.
- RS ignores the bursts which are not related to the RS's subordinates.

broadcast: frame control information (preamble, FCH, MAP, ...)

white boxes are transmit mode gray boxes are reception mode

*RC: RLY-CMD
RP: RLY-RPT
p: preamble*



(fig. 2) Burst transmission and reception state diagram at nodes of the sample topology

(5) An example of Hop Channel(HC) Assignment

assignment (hop based)	Forward to MS					Backward to MMR-BS			
	frame control information	RS Command	HC1	HC 2	HC3	common access	RS Report	HC3	HC1
frame i	PR FCH MAP	BS→RS1.	BS→MS1.	BS→RS1.	BS→RS1.	UL access & control	RS1.→BS	-	MS1.→BS
frame i+1	PR FCH MAP	RS1.→RS2.	BS→MS1.	RS1.→MS2.	RS1.→RS2.	UL access & control	RS2.→RS1.	MS2.→RS1.	MS1.→BS
frame i+2	PR FCH MAP	-	BS→MS1.	-	RS2.→MS3.	UL access & control	RS1.→BS	RS1.→BS	MS1.→BS

identical at every frame in the multi frame excluding frame number *RS control information* *may be different contents* *should be the same contents* *only for one hop access never used for relay channel from MSs* *RS control information including access data from MSs* *should be the same content* *may be different contents*

(fig. 3) An example of hop channels assignment

4. Text Proposal

+++++

Insert new subclause 8.4.4.7.3

8.4.4.7.3 Multi-frame structure consistent to 802.16e

A Multi-frame consists of certain number of subsequent frames. An example of the multi-frame structure is shown in Figure <xxx>.

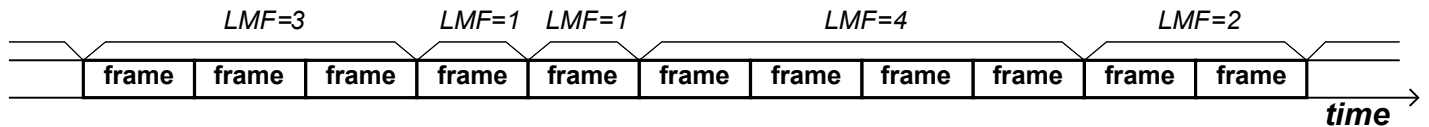


Figure <xxx> Multi-frame structure

Insert new subclause 8.4.4.7.3.1

8.4.4.7.3.1 MR-BS multi-frame structure

For the TDD mode, MR-BS uses the legacy 802.16e frame as a unit frame to construct a multi-frame by grouping these units with a repeating pattern according to the network topology. In every multi-frame for MR-BS, each unit frame is the same as in legacy 802.16e Section 8.4.4.2. Within a multi-frame, all the unit frames shall use the same preamble/FCH/ MAP/UCD/DCD as the first unit frame.

Insert new subclause 8.4.4.7.3.2

8.4.4.7.3.2 Relay frame structure

For the TDD mode, Relay has two mode of operation, MS-mode and BS-mode. During MS-mode, each RS functions as a legacy MS frame operation. During BS-mode, each RS transmits the unit frame with the same structure as described in legacy 802.16e Section 8.4.4.2, but ignores the bursts which are not related to its subordinate RS or MS. Relay changes its operation mode between MS-mode and BS-mode. Within a multi-frame, RS works in MS-mode at first. Only after receiving the correct frame control information (Preamble/FCH/MAP/UCD/DCD), RS shall change to BS-mode in next frame and then return to MS mode again. RS could transmit the preamble simultaneously as it receives the preamble during MS-mode. An example for RS unit frame structure in MS-mode is shown in Figure <yyy>.

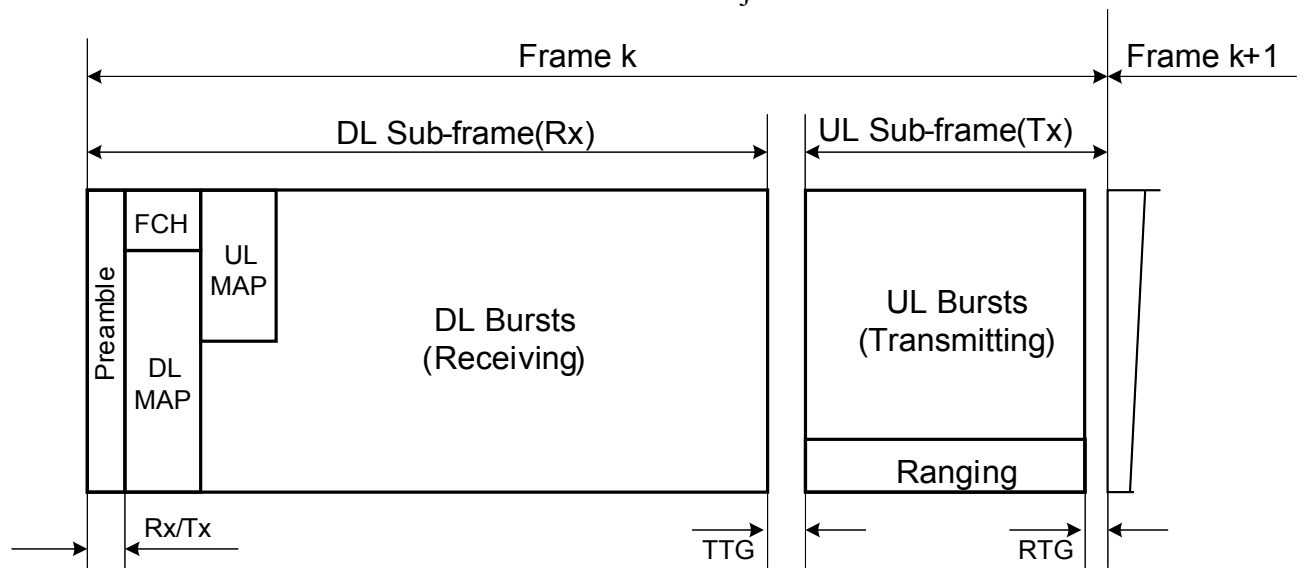


Figure <yyy> RS unit frame structure in MS-mode

