

<i>Project</i>	IEEE 802.16j Mobile Multihop Relay Task Group	
<i>Title</i>	Proposal for Relay MAC PDU Format	
<i>Date</i>	2007-04-06	
<i>Source(s)</i>	<p>Jeffrey Z. Tao, Koon Hoo Teo, Jinyun Zhang Mitsubishi Electric Research Lab 201 Broadway Cambridge, MA 02139 USA</p> <p>Toshiyuki Kuze Mitsubishi Electric Corp 5-1-1 Ofuna Kamakura, Kanagawa 2478501, Japan</p> <p>Hang Zhang, G.Q. Wang, Mo-Han Fong, Wen Tong, Peiyong Zhu, David Steer, Gamini Senarath, Derek Yu Nortel</p> <p>Daqing Gu DoCoMo Beijing Lab</p> <p>Wei Zou, Kaibin Zhang, Gang Shen Alcatel-Lucent, Research & Innovation No. 388, Ningqiao Rd., Pudong Jinqiao, Shanghai, P. R. China</p> <p>Chie Ming Chou Wern-Ho Sheen, Fang-Ching Ren, Jen-Shun Yang, Tzu-Ming Lin, I-Kang Fu Industrial Technology Research Institute (ITRI) / National Chiao Tung University (NCTU) 195, Sec. 4, Chung Hsing Rd. Chutung, Hsinchu, Taiwan 310, R.O.C</p> <p>Qu Hongyun, Sean Cai, Mary Chion, Liu Yang, Chen Yuqin ZTE Corporation 712/2, Liantang Pengji Industrial Park, Luohu District, Shenzhen, P.R.China 518004</p> <p>Okuda Masato Fujitsu Laboratories LTD. Kamikodanaka 4-1-1, Nakahara-ku Kawasaki, Japan. 211-8588</p> <p>Yuefeng Zhou Fujitsu Laboratories of Europe Ltd Hayes Park Central, Hayes End Road, Hayes, Middlesex, UB4 8FE, UK</p> <p>Ranga Reddy US Army - CERDEC, USA</p>	<p>Voice: 617-621-{7557,7527} Fax: 617-621-7550 {tao, teo, jzhang}@merl.com</p> <p>Voice: +81-467-41-2885 Fax: +81-467-41-2486 Kuze.Toshiyuki@ah.MitsubishiElectric.co.jp</p> <p>Voice: 1-613-763-1315 wentong@nortel.com</p> <p>Voice: +86-10-82861501 ex.331 gu@docomolabs-beijing.com.cn</p> <p>Voice: +86-21-50554550 Fax: +86-21-50554554 wei.a.ni@alcatel-sbell.com.cn</p> <p> chieming@itri.org.tw</p> <p>Voice: +86-755-26773000 ext. 6614 E-mail: qu.hongyun@zte.com.cn, scai@zteusa.com</p> <p>Voice: +81-44-754-2811 Fax: +81-44-754-2786 okuda@jp.fujitsu.com</p> <p>Voice: +44 (0) 20 8573 4444 FAX: +44 (0) 20 8606 4539 yuefeng.zhou@uk.fujitsu.com</p> <p>Voice: +1 732-532-0085 Ranga.Reddy@us.army.mil</p>

Re:	<i>Response to the call for technical proposal regarding IEEE Project 802.16j (i.e., IEEE 802.16j-07/007r2, "Call for Technical Comments and Contributions regarding IEEE Project P802.16j").</i>
Abstract	<i>This contribution describes a general format for MAC PDU on relay links.</i>
Purpose	<i>To adopt the relay MAC PDU format proposed herein into IEEE 802.16j.</i>
Notice	<i>This document has been prepared to assist IEEE 802.16. It is offered as a basis for discussion and is not binding on the contributing individual(s) or organization(s). The material in this document is subject to change in form and content after further study. The contributor(s) reserve(s) the right to add, amend or withdraw material contained herein.</i>
Release	<i>The contributor grants a free, irrevocable license to the IEEE to incorporate material contained in this contribution, and any modifications thereof, in the creation of an IEEE Standards publication; to copyright in the IEEE's name any IEEE Standards publication even though it may include portions of this contribution; and at the IEEE's sole discretion to permit others to reproduce in whole or in part the resulting IEEE Standards publication. The contributor also acknowledges and accepts that this contribution may be made public by IEEE 802.16.</i>
Patent Policy and Procedures	<i>The contributor is familiar with the IEEE 802.16 Patent Policy and Procedures <http://ieee802.org/16/jpr/patents/policy.html>, including the statement "IEEE standards may include the known use of patent(s), including patent applications, provided the IEEE receives assurance from the patent holder or applicant with respect to patents essential for compliance with both mandatory and optional portions of the standard." Early disclosure to the Working Group of patent information that might be relevant to the standard is essential to reduce the possibility for delays in the development process and increase the likelihood that the draft publication will be approved for publication. Please notify the Chair <mailto:chair@wirelessman.org> as early as possible, in written or electronic form, if patented technology (or technology under patent application) might be incorporated into a draft standard being developed within the IEEE 802.16 Working Group. The Chair will disclose this notification via the IEEE 802.16 web site <http://ieee802.org/16/jpr/patents/notices>.</i>

Proposal for Relay MAC PDU Format

1. Introduction.....	4
2. Summary of Proposal.....	4
3. Proposed Text Changes.....	6
6. MAC Common Part Sublayer.....	6
6.3.2 MAC PDU formats	6
6.3.2.1 MAC header format	6
6.3.2.1.1.1 Relay MAC PDU header format.....	6
4. References.....	7

Proposal for Relay MAC PDU Format

Jeffrey Z. Tao, Koon Hoo Teo, Jinyun Zhang
Mitsubishi Electric Research Lab

Toshiyuki Kuze
Mitsubishi Electric Corp

Hang Zhang, G.Q. Wang, Mo-Han Fong, Wen Tong, Peiyong Zhu, David Steer, Gamini Senarath, Derek Yu
Nortel

Daqing Gu
DoCoMo Beijing Lab

Wei Zou, Kaibin Zhang, Gang Shen
Alcatel-Lucent, Research & Innovation

Chie Ming Chou Wern-Ho Sheen, Fang-Ching Ren, Jen-Shun Yang, Tzu-Ming Lin, I-Kang Fu
Industrial Technology Research Institute (ITRI)/National Chiao Tung University (NCTU)

Qu Hongyun, Sean Cai, Mary Chion, Liu Yang, Chen Yuqin
ZTE Corporation

Okuda Masato
Fujitsu Laboratories LTD.

Yuefeng Zhou
Fujitsu Laboratories of Europe Ltd

Ranga Reddy
US Army - CERDEC, USA

1. Introduction

Many proposals want some bit in the GMH for new need.

- a. One bit is needed to indicate CID encapsulation by 07/126r4
- b. One bit would be needed to indicate whether the intermediate RS should read the shared management message or not by 07/188 and 07/189
- c. One bit is needed to indicate MPDU encapsulation by 07/267

This list may go on and on...

Unfortunately, there is only 1 RSV bit left in the GMH. On the other hand, some of the current fields in GMH may not be needed on relay link.

As a solution, we propose a new *relay MAC PDU header format*.

2. Summary of Proposal

Relay MAC PDU shall be of the form illustrated below in Figure 1.

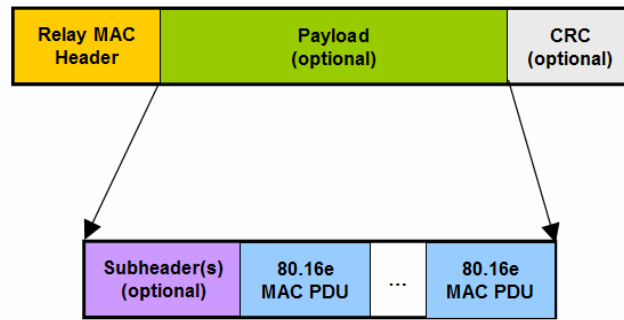


Figure 1: An illustration of relay MAC PDU format.

The *relay MAC subheader* are optional, and are introduced to convey information needed by a wide variety of signaling and management function (e.g., QoS, security, routing).

The detailed format for *relay MAC subheader* is subject to further discussion.

The proposed relay MAC PDU header format is shown below in Figure 2: Proposed relay MAC PDU header format. Figure 2.

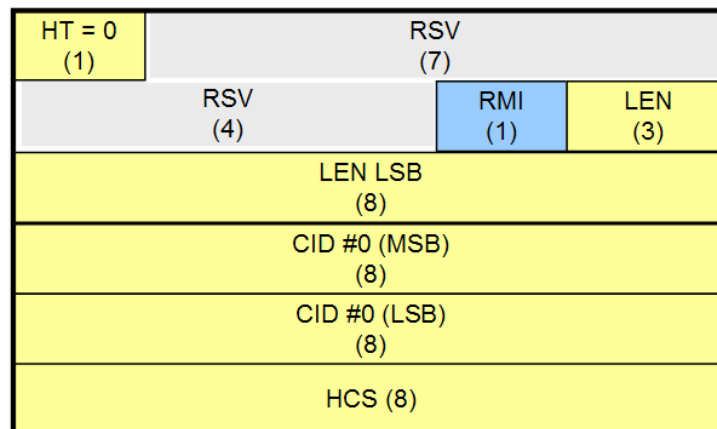


Figure 2: Proposed relay MAC PDU header format.

The RMI (relay mode indicator) bit is used to indicate whether this is a relay MAC header or a legacy MAC header.

The contents of the reserved bits are subject to further discussion. For example, a ownership bit (OT) can be used to indicate whether the intermediate RS should read the payload of this MPDU or not, as shown in Figure 3.

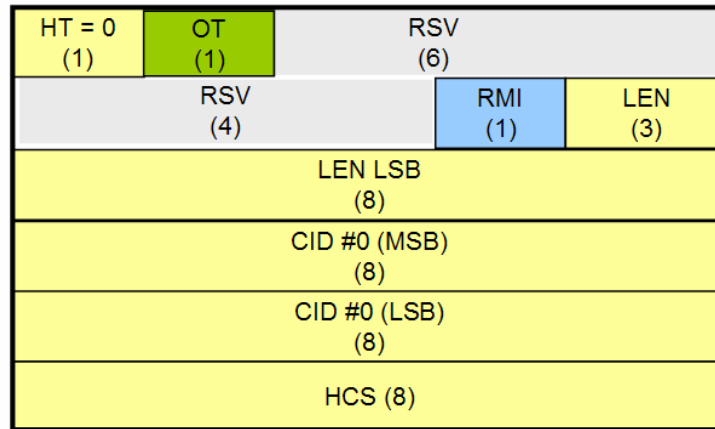


Figure 3: An example of the usage of relay MAC PDU header.

3. Proposed Text Changes

6. MAC Common Part Sublayer

6.3.2 MAC PDU formats

[Insert the following paragraph at the end of this subclause]

For MAC PDUs sent on relay link, they can be of the form illustrated in Figure 18a. Each PDU can begin with a fixed length relay MAC PDU header. The relay MAC header may be followed by the Payload. If Payload is present after the relay MAC PDU header, the Payload shall consist of zero or more extended subheader, zero or more subheader, zero or more IEEE 802.16e MAC PDUs and zero or more relay MAC PDUs. A relay MAC PDU may contain a CRC.

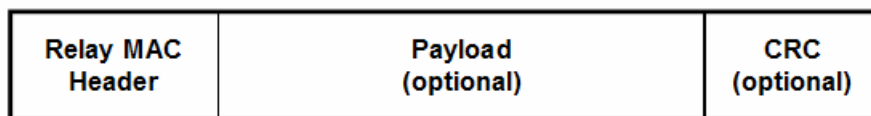


Figure 18a – Relay MAC PDU format

6.3.2.1 MAC header format

[Insert following subclause]

6.3.2.1.1 Relay MAC PDU header format

Relay MAC PDU shall be of the format defined in Table 6a and further illustrated in Figure 19b and 19c, respectively.

Syntax	Size	Notes
MAC Header() {		
HT	1 bit	
if (HT == 0) {		
<u>Reserved</u>	<u>11 bit</u>	<u>Currently reserved. Actual content is subject to further discussion</u>
<u>RMI</u>	<u>1 bit</u>	<u>Indicate whether this is a relay MAC header or a legacy MAC header.</u>
LEN	11 bits	
CID	16 bits	<u>Tunnel CID or basic CID of the RS, depending on the range in which the CID value falls into.</u>
HCS	8 bits	Header check sequence
}		
else if (HT == 1) {		If no payload is attached
<u>Use legacy 802.16e or 802.16j Format</u>	<u>39 bits</u>	
HCS	8 bits	
}		
}		

Table 6a – Relay MAC PDU header

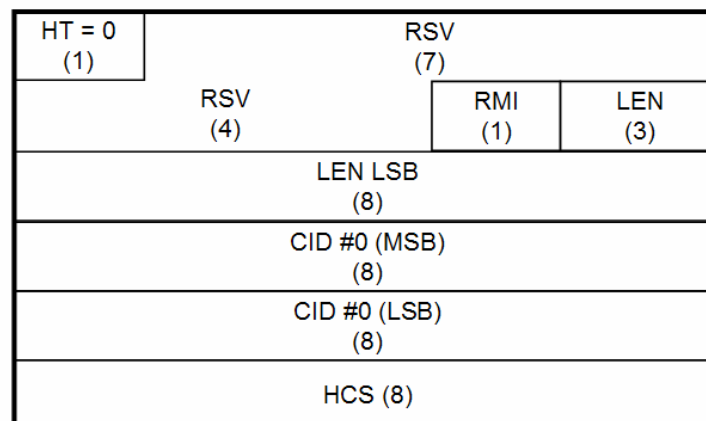


Figure 19b – Header format of relay MAC PDU with payload

4. References

- [1] “IEEE Standard for Local and Metropolitan Area Networks – Part 16: Air Interface for Fixed Broadband Wireless Access Systems, Amendment 2: Physical and Medium Access Control Layers for Combined Fixed and Mobile Operation in Licensed Bands,” IEEE Computer Society and the IEEE Microwave Theory and Techniques Society, February 2006.nh