

---

Project **IEEE 802.16 Broadband Wireless Access Working Group** <<http://ieee802.org/16>>

---

Title **Downlink HARQ for transparent RS**

---

Date Submitted **2007-~~3-54~~-23**

---

Source(s)	Junichi Suga Fujitsu Laboratories Ltd. Kamikodanaka 4-1-1, Kawasaki, 211-8588, Japan	Voice: +81-44-754-2811 Fax: +81-44-754-2786 Email: <a href="mailto:suga.junichi@jp.fujitsu.com">suga.junichi@jp.fujitsu.com</a>
	Michiharu Nakamura Fujitsu Laboratories LTD 5-5, Hikarinooka Yokosuka, Japan. 239-0847	Voice: +81-46-839-5371 Fax: +81-46-839-5560 Email: <a href="mailto:michi@labs.fujitsu.com">michi@labs.fujitsu.com</a>
	Haihong Zheng, Yousuf Saifullah, Shashikant Maheshwari Nokia 6000 Connection Drive, Irving, TX	Voice: 972 894 5000 Fax: Email: <a href="mailto:haihong.1.zheng@nokia.com">haihong.1.zheng@nokia.com</a> <a href="mailto:shashikant.maheshwai@nokia.com">shashikant.maheshwai@nokia.com</a> <a href="mailto:Yousuf.saifullah@nokia.com">Yousuf.saifullah@nokia.com</a>
	Aik Chindapol Nikolaj Marchenko Jimmy Chui Siemens Corporate Research Princeton, NJ, USA	Voice: +1 609 734 3364 Fax: +1 609 734 6565 Email: <a href="mailto:aik.chindapol@siemens.com">aik.chindapol@siemens.com</a>
	Kyu Ha Lee Samsung Thales San 14, Nongseo-Dong, Giheung-Gu, Yongin, Gyeonggi-Do, Korea 449- 712	Voice: +82-31-280-9917 Fax: +82-31-280-1562 Email: <a href="mailto:kyuha.lee@samsung.com">kyuha.lee@samsung.com</a>
	Suchang Chae ETRI 161, Gajeong-Dong, Yuseong-Gu, Daejeon, Korea 305-350	Voice: +82-42-860-6642 Fax: +82-42-861-1966 Email: <a href="mailto:schae@etri.re.kr">schae@etri.re.kr</a>
	David Comstock, Huawei Technologies No.98, Lane91, Eshan Road, Shanghai, P.R.C	Voice: +1 858 735 9382 Email: <a href="mailto:dcomstock@huawei.com">dcomstock@huawei.com</a>
	Youngbin Chang Samsung Electronics Co., Ltd.	Voice: +82-31-279-5519 Email: <a href="mailto:yb.chang@samsung.com">yb.chang@samsung.com</a>

---

416 Maetan-3, Suwon, 442-600,  
Korea

Rakesh Taori  
Samsung Advanced Institute of  
Technology  
C.P.O. Box 1142, Seoul, 100-611,  
Korea

Voice: +82-31-280-9635  
Email: [rakesh.taori@samsung.com](mailto:rakesh.taori@samsung.com)

[Eugene Visotsky](mailto:eugenev@motorola.com)  
[Motorola, Inc.](#)  
[1301 E. Algonquin Road](#)  
[Schaumburg, IL 60196](#)

[eugenev@motorola.com](mailto:eugenev@motorola.com)

[Jeffrey Z. Tao, Koon Hoo Teo,](#)  
[Jinyun Zhang](#)  
[Mitsubishi Electric Research Lab](#)  
[201 Broadway](#)  
[Cambridge, MA 02139 USA](#)

Voice: [617-621-7557](tel:617-621-7557)  
Fax: [617-621-7550](tel:617-621-7550)  
[{tao, teo, jzhang}@merl.com](mailto:{tao,teo,jzhang}@merl.com)

[Arnaud Tonnerre](#)  
[THALES COMMUNICATIONS,](#)  
[FRANCE](#)

[arnaud.tonnerre@fr.thalesgroup.com](mailto:arnaud.tonnerre@fr.thalesgroup.com)  
Voice: [+33 1 46 13 2850](tel:+33146132850)

[Djamal-Eddine Meddour](#)  
[FRANCE TELECOM, FRANCE](#)

[djamal.meddour@orange-ft.com](mailto:djamal.meddour@orange-ft.com)

[Yong Sun](#)  
[Toshiba Research Europe Limited](#)  
[32 Queen Square](#)  
[Bristol BS1 4ND](#)  
[UK](#)

[Sun@toshiba-trel.com](mailto:Sun@toshiba-trel.com)  
Tel. no.: [+441179060749](tel:+441179060749)

Re: Call for Technical Proposals regarding IEEE Project P802.16j (IEEE 802.16j-07/007r2)

Abstract This contribution proposes a procedure for handling retransmission of downlink HARQ for transparent RS.

Purpose Add proposed spec changes in P802.16j Baseline Document

Notice This document has been prepared to assist IEEE 802.16. It is offered as a basis for discussion and is not binding on the contributing individual(s) or organization(s). The material in this document is subject to change in form and content after further study. The contributor(s) reserve(s) the right to add, amend or withdraw material contained herein.

Release The contributor grants a free, irrevocable license to the IEEE to incorporate material contained in this contribution, and any modifications thereof, in the creation of an IEEE Standards publication; to copyright in the IEEE's name any IEEE Standards publication even though it may include portions of this contribution; and at the IEEE's sole discretion to permit others to reproduce in whole or in part the resulting IEEE Standards publication. The contributor also acknowledges and accepts that this contribution may be made public by IEEE 802.16.

---

**Patent  
Policy and  
Procedures**

The contributor is familiar with the IEEE 802.16 Patent Policy and Procedures <<http://ieee802.org/16/ipr/patents/policy.html>>, including the statement "IEEE standards may include the known use of patent(s), including patent applications, provided the IEEE receives assurance from the patent holder or applicant with respect to patents essential for compliance with both mandatory and optional portions of the standard." Early disclosure to the Working Group of patent information that might be relevant to the standard is essential to reduce the possibility for delays in the development process and increase the likelihood that the draft publication will be approved for publication. Please notify the Chair <<mailto:chair@wirelessman.org>> as early as possible, in written or electronic form, if patented technology (or technology under patent application) might be incorporated into a draft standard being developed within the IEEE 802.16 Working Group. The Chair will disclose this notification via the IEEE 802.16 web site <<http://ieee802.org/16/ipr/patents/notices>>.

---

## Downlink HARQ for transparent RS

### 1. Introduction

This contribution introduces a downlink HARQ mechanism for transparent type of RS where the RS does not transmit a preamble, FCH and DL/ULMAP directly as shown Figure 1.

In order to reduce the resource for retransmission of HARQ bursts, the RS retransmits the HARQ burst instead of MR-BS, if the RS has the correct HARQ burst.

In this contribution, we propose the procedure for downlink HARQ transmission. We don't suggest the MAP allocation for HARQ burst and the ACK/NAK channel on relay-link.

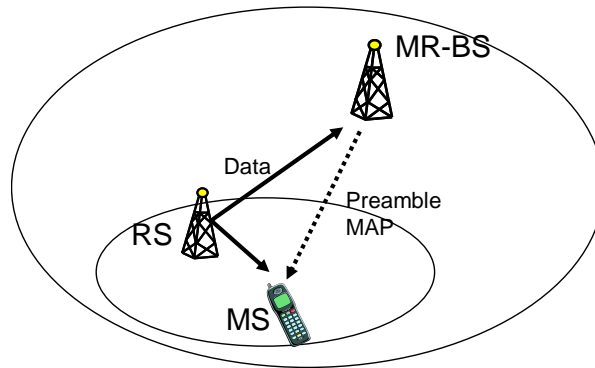


Figure 1 transparent RS

### 2. Downlink HARQ procedure

In this contribution, we propose the following HARQ relaying procedure.

- Hop-by-Hop relaying
- RS-assisted relaying

#### 2.1. Hop-by-Hop relaying

In the case of hop-by-hop relaying, RS relays the HARQ burst, after the RS receives the HARQ burst correctly from MR-BS.

Figure 2 shows the DL HARQ procedure. When MR-BS transmits a HARQ burst to MS through RS, the MR-BS transmits the HARQ burst to RS firstly. If the RS fails to receive the HARQ burst, the RS replies NAK signal through ACK channel to MR-BS, then MR-BS retransmits the HARQ burst to the RS. If the RS receives the HARQ burst correctly, the RS replies ACK signal to MR-BS. Subsequently the MR-BS makes the RS relays the HARQ burst to MS. In the same time, the MR-BS also notifies MS to receive the HARQ burst by DL MAP. When the MS fails to receive the HARQ burst from RS, the MS replies NAK signal to the MR-BS through the RS, then the MR-BS makes RS retransmits the HARQ burst to the MS.

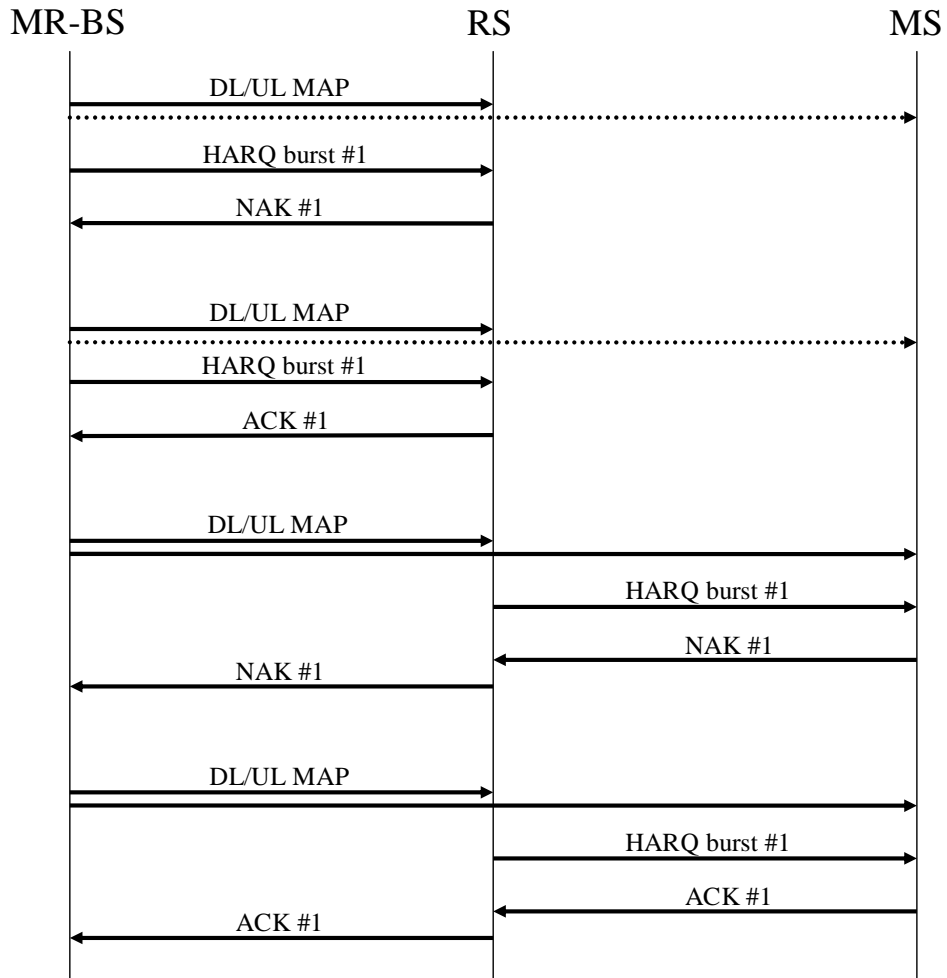


Figure 2 Hop-by-Hop relaying

### 2.2. RS-assisted relaying

In the case of RS-assisted relaying, RS monitors the HARQ burst transmitted by MR-BS to MS. If RS can decode the HARQ burst correctly and MS fails to receive the HARQ burst, the RS retransmits it to MS.

Figure 3 shows the example of RS-assisted relaying procedure. In this case, MR-BS receives ACK/NAK signal from RS and MS separately. If MR-BS receives NAK signal from both RS and MS, the MR-BS transmits the HARQ burst to RS and MS again. If MR-BS receives ACK signal from RS and NAK signal from MS, the MR-BS makes RS retransmits the HARQ burst to MS.

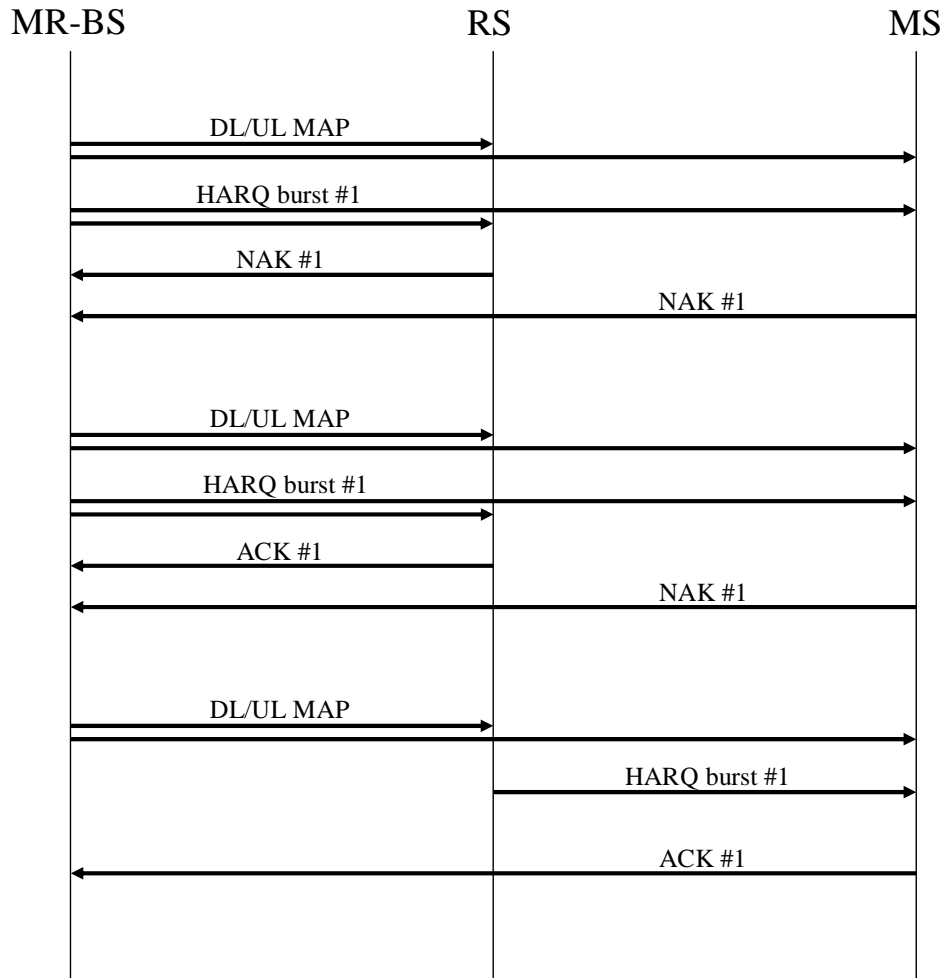


Figure 3 RS-assisted relaying

Figure 4 shows another ACK/NAK feedback method for RS-assisted relay. In this case, the encoded ACK/NAK is used on relay-link and RS replies the encoded ACK/NAK signal after receiving ACK/NAK signal from MS. If RS, which decoded the HARQ burst correctly, receives NAK from MS, RS replies the new encoded NAK ( $C_2$ ) to MR-BS. Then MR-BS makes RS retransmits the HARQ burst to MS.

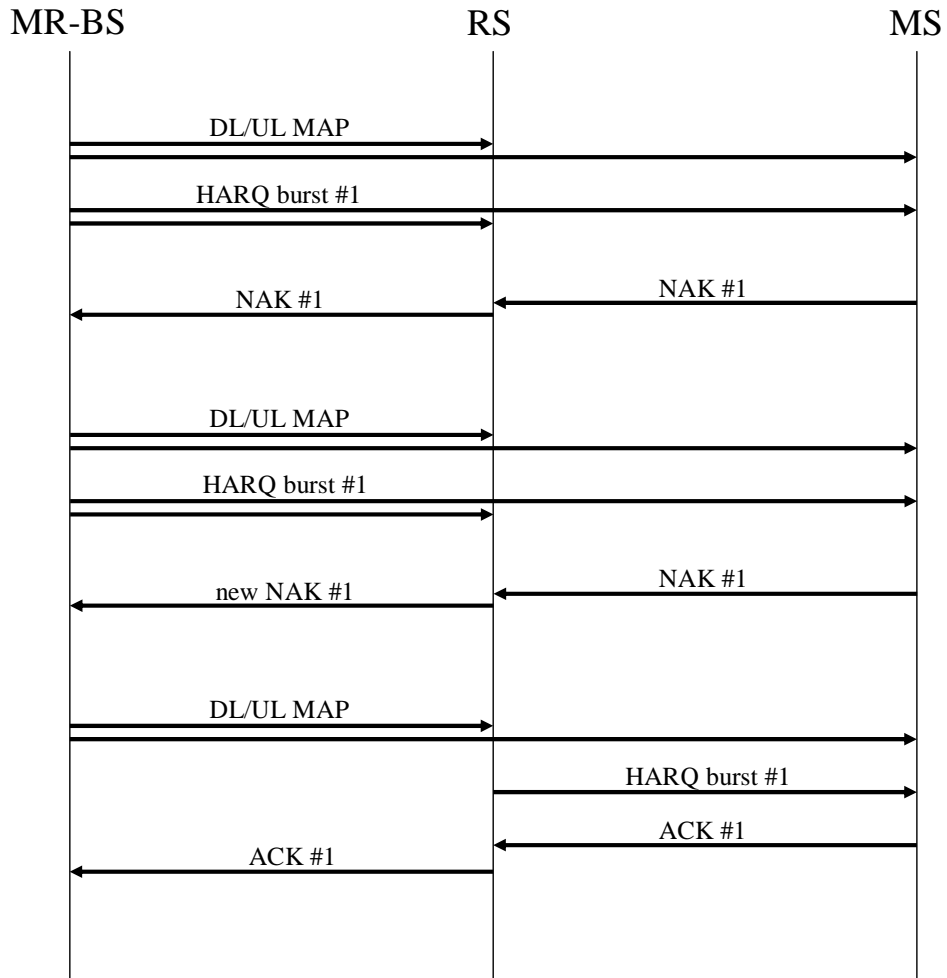


Figure 4 RS relaying the encoded ACK/NAK

### 3. Specific text changes

*[Insert new sub-clause 6.3.17.5.1]*

#### **6.3.17.5.1 DL HARQ for Two Hop Transparent RS**

In the two hop transparent case, MR-BS schedules a HARQ burst on both relay-link and access-link. When RS has the correct HARQ sub-burst for MS, MR-BS makes RS retransmit it to MS.

*[Insert new sub-clause 6.3.17.5.1.1]*

#### **6.3.17.5.1.1 RS Hop-by-Hop Relay**

When MR-BS sends a HARQ sub-burst to MS through RS, the RS shall receive the HARQ sub-burst from the MR-BS for relaying the burst to the MS. If the RS receives the HARQ sub-burst correctly, then the RS sends an ACK signal to the MR-BS and saves it for the event that there may be a retransmission to MS. Subsequently, the RS forwards the sub-burst to the MS. If the RS does not receive the HARQ sub-burst successfully, the RS shall send a NAK signal to the MR-BS. Upon receiving the NAK from the RS, the MR-BS shall retransmit the

HARQ sub-burst to the RS. When HARQ sub-burst is successfully received at RS, MS-BS request RS to transmit HARQ sub-burst. When the MR-BS receives a NAK from the MS, the MR-BS notifies the RS to retransmit the HARQ sub-burst to the MS, and the RS shall retransmit the stored HARQ sub-burst to the MS.

*[Insert new sub-clause 6.3.17.5.1.2]*

#### **6.3.17.5.1.2 RS assisted Relay**

In a case where the MR-BS sends a HARQ sub-burst to the MS directly, the MR-BS informs the RS that it needs to monitor that particular transmission by Compact DL-MAP MONITOR IE and also allocate HARQ ACK region allocation IE on the relay link for sending ACK/NAK from RS. The RS, having information on the downlink resource allocations sent in the DL-MAP for the MS and Compact DL-MAP MONITOR IE, monitors the HARQ sub-burst transmission sent to MS by MR-BS directly and attempts to decode it. When the RS receives the HARQ sub-burst correctly, the RS saves it for a possible retransmission.

When MR-BS receives ACK/NAK from MS directly, MR-BS informs RS to reply ACK/NAK signal after RS receives the HARQ sub-burst. In this case, MR-BS receives ACK/NAK from RS and MS separately. When MR-BS receives NAK from both RS and MS, MR-BS retransmits the HARQ sub-burst. If MR-BS receives ACK from RS and NAK from MS, MS-BS makes the RS retransmits the HARQ sub-burst.

MR-BS may also configure RS to listen the ACK/NAK from the MS using Compact DL-MAP MONITOR IE. After the RS receives ACK/NAK from the MS, the RS replies using an encoded ACK/NAK defined in Table xxx through ACK channel prepared by MR-BS. RS shall clear the HARQ sub-burst depending upon the ACK/NAK information received from MS. If the RS received the HARQ sub-burst correctly and receives a NAK from MS, the RS replies the  $C_2$  to MR-BS. In this case, the MR-BS requests the RS to retransmit the HARQ sub-burst saved at the RS. When the RS fails to receive the HARQ sub-burst and receives a NAK from the MS, the RS sends a NAK to the MR-BS. Then the MR-BS retransmits the burst by itself. When the RS receives an ACK from MS then irrespective of whether RS receives the HARQ sub-burst correctly or not, the RS replies ACK to the MR-BS. RS will send the encoded ACK/NAK in the UL ACKCH according to the order of CID in the compact DL-MAP MONITOR IE.

#### **6.3.2.3.43.4 HARQ control IE**

*[Insert new field in table 94 (HARQ control IE format) as indicated:]*

<u>Syntax</u>	<u>Size</u>	<u>Notes</u>
<u>RSH</u>	<u>1 bit</u>	<u>0 = RS-assisted HARQ is enabled</u> <u>1 = RS-assisted HARQ is disabled</u>

*[Insert new subclause 6.3.2.3.43.6.10 and add table:]*

#### **6.3.2.3.43.6.10 Compact DL-MAP MONITOR IE**

In RS-assisted relay case, MR-BS sends the Compact DL-MAP MONITOR IE to RS. The Compact DL-MAP MONITOR IE provides the list of CIDs of the MS whose transmissions need to be monitored in the DL part of the current frame and relayed in the next frame to the MS.



<u>Syntax</u>	<u>Size</u>	<u>Notes</u>
<u>Compact DL-MAP IE() {</u>		
<u>DL-MAP Type = 7</u>	<u>3 bits</u>	
<u>DL-MAP subtype</u>	<u>5 bits</u>	
<u>N_CID_direct</u>	<u>4 bits</u>	<u>Number of CIDs for which RS uses the direct feedback</u>
<u>N_CID_encoded</u>	<u>4 bits</u>	<u>Number of CIDs for which RS uses the encoded ACK/NAK</u>
<u>For(i=0; i&lt;N_CID_encoded + N_CID_direct; i++) {</u>		
<u>RCID IE(i)</u>	<u>16 bits</u>	<u>The CIDs of the connections that RS shall monitor in the current frame</u>
<u>}</u>		
<u>}</u>		

#### N\_CID\_encoded

This field specifies the number of CIDs to use the encoded ACK/NAK among CIDs list in this IE. The CIDs from the beginning of the list to the value of this field use the encoded ACK/NAK.

#### N\_CID\_direct

This field specifies the number of CIDs to use the direct ACK/NAK among CIDs list in this IE. The CIDs from the N\_CID\_encoded to the end of the list use the direct ACK/NAK.

#### 8.4.5.4.13 UL ACK channel

*[Insert the following text and add table:]*

When MR-BS receives the ACK/NAK signal from MS through RS in the RS-assisted relay case, the new sequences based on Table 301a is used. RS notifies the status of HARQ sub-burst at both RS and MS with the encoded ACK/NAK signal defined in the table xxx. When RS receive ACK signal from MS then irrespective of whether RS receives the HARQ sub-burst correctly or not, the RS replies ACK to the MR-BS.

Table xxx: ACK / NAK Encoding

<u>Link Distance/Depth</u>	<u>ACK/NAK 1-bit symbol</u>	<u>Vector Indices per Tile Tile(0), Tile(1), Tile(2)</u>	<u>Code #</u>
<u>Any Distance</u>	<u>0 (ACK)</u>	<u>0, 0, 0</u>	<u>C<sub>0</sub></u>
<u>1</u>	<u>1 (NAK)</u>	<u>4, 7, 2</u>	<u>C<sub>1</sub></u>
<u>2</u>	<u>1 (NAK)</u>	<u>3, 5, 1</u>	<u>C<sub>2</sub></u>

#### **4. References**

- [1] C802.16j-06\_132, "Relaying methods proposal for 802.16j"
- [2] C802.16j-06\_266r1, "Relay-Assisted Hybrid ARQ"
- [3] C802.16j-06\_197r1, "HARQ with Relays"
- [4] C802.16j-07\_002r1, "DL HARQ with Relays"
- [5] C802.16j-07\_029, "UL HARQ with Relays"