

## FSO-based relaying/backhauling architecture

### IEEE 802.16 Presentation Submission Template (Rev. 8.3)

Document Number:

IEEE C802.16mmr-05/006r1

Date Submitted:

2005-09-13

Source:

Shou-Sheu Lin, Chang-Lung Hsiao and Wern-Ho Sheen  
CCL/ITRI  
3F, Bldg. 14, 195 Sec. 4, Chung Hsing Rd. Chutung,  
HsinChu, Taiwan 310, R.O.C.

Voice: +886-3-5914061  
Fax: +886-3-5820371  
E-mail: sslin@itri.org.tw

Venue:

IEEE 802.16 Session #39, Taipei, TAIWAN

Base Document:

None

Purpose:

Propose a low cost and high throughput relaying/backhauling architecture based on free space optics (FSO)

Notice:

This document has been prepared to assist IEEE 802.16. It is offered as a basis for discussion and is not binding on the contributing individual(s) or organization(s). The material in this document is subject to change in form and content after further study. The contributor(s) reserve(s) the right to add, amend or withdraw material contained herein.

Release:

The contributor grants a free, irrevocable license to the IEEE to incorporate material contained in this contribution, and any modifications thereof, in the creation of an IEEE Standards publication; to copyright in the IEEE's name any IEEE Standards publication even though it may include portions of this contribution; and at the IEEE's sole discretion to permit others to reproduce in whole or in part the resulting IEEE Standards publication. The contributor also acknowledges and accepts that this contribution may be made public by IEEE 802.16.

IEEE 802.16 Patent Policy:

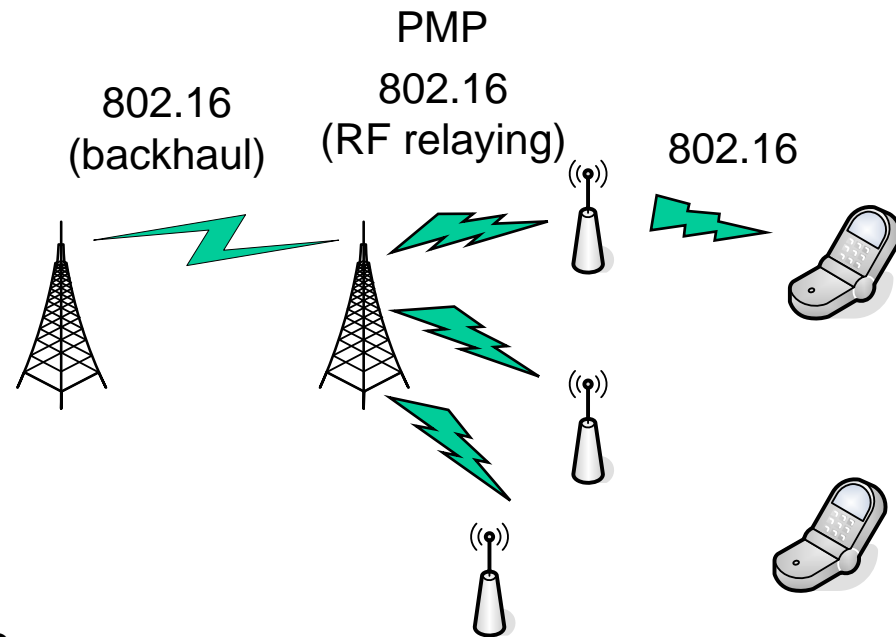
The contributor is familiar with the IEEE 802.16 Patent Policy and Procedures <<http://ieee802.org/16/ipr/patents/policy.html>>, including the statement "IEEE standards may include the known use of patent(s), including patent applications, provided the IEEE receives assurance from the patent holder or applicant with respect to patents essential for compliance with both mandatory and optional portions of the standard." Early disclosure to the Working Group of patent information that might be relevant to the standard is essential to reduce the possibility for delays in the development process and increase the likelihood that the draft publication will be approved for publication. Please notify the Chair <<mailto:chair@wirelessman.org>> as early as possible, in written or electronic form, if patented technology (or technology under patent application) might be incorporated into a draft standard being developed within the IEEE 802.16 Working Group. The Chair will disclose this notification via the IEEE 802.16 web site <<http://ieee802.org/16/ipr/patents/notices>>.

# Outline

- RF relaying
- RoF (Radio over Fiber) relaying
- Proposed FSO(Free Space Optics) relaying and backhauling
- Summary

# RF relaying

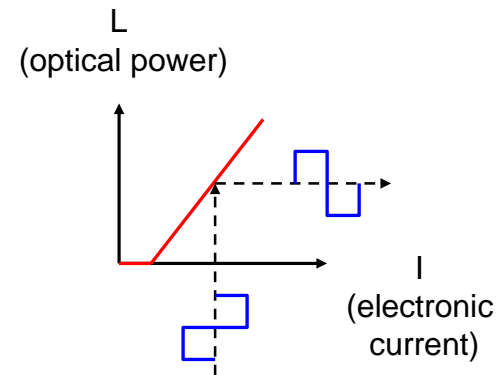
- Relaying solutions
  - AF: Amplify-and-Forward
  - DF: Decode-and-Forward
- Benefits:
  - Coverage extension
  - Increase capacity
  - Provide uniform data rate coverage
- Problem
  - Intra- and inter-cell inference by relay stations
  - Costly RF relaying equipments



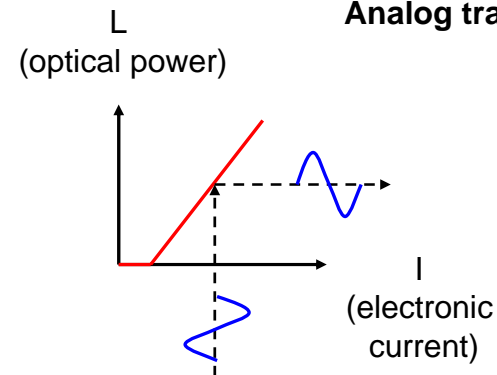
# Basics of optical communication

- Principle of optical communication:
  - Transmitter:
    - Direct modulation: LED, LD (FP, DFB laser)
    - External modulator: MZM, EAM
  - Receiver:
    - DD: PIN, APD diode
- Applications
  - Digital transmission
    - Optical backbone
  - Analog transmission
    - CATV, RoF

**Digital transmission**



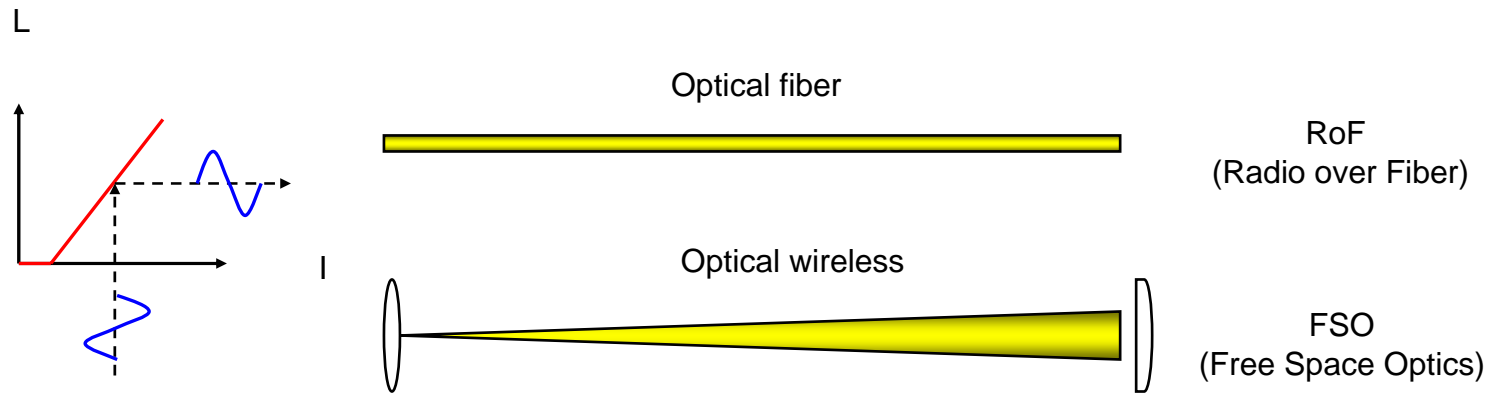
**Analog transmission**



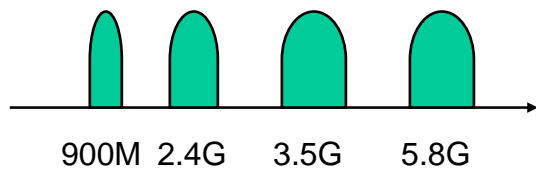
# Optical relaying

- Subcarrier Modulation (SCM) for RF signal relaying by analog transmission

2G, 2.5G, 3G, WLAN, WiMAX, 4G/over optics

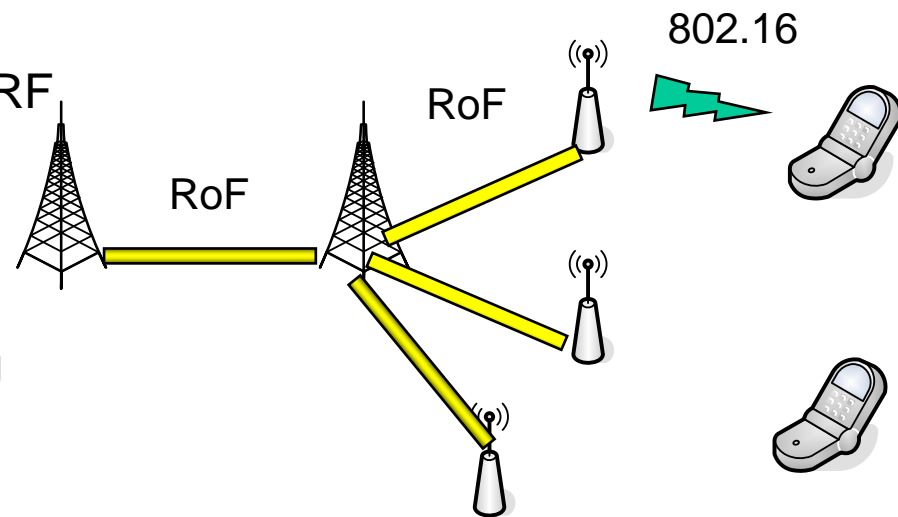


2G, 2.5G, 3G, WLAN, WiMAX, 4G



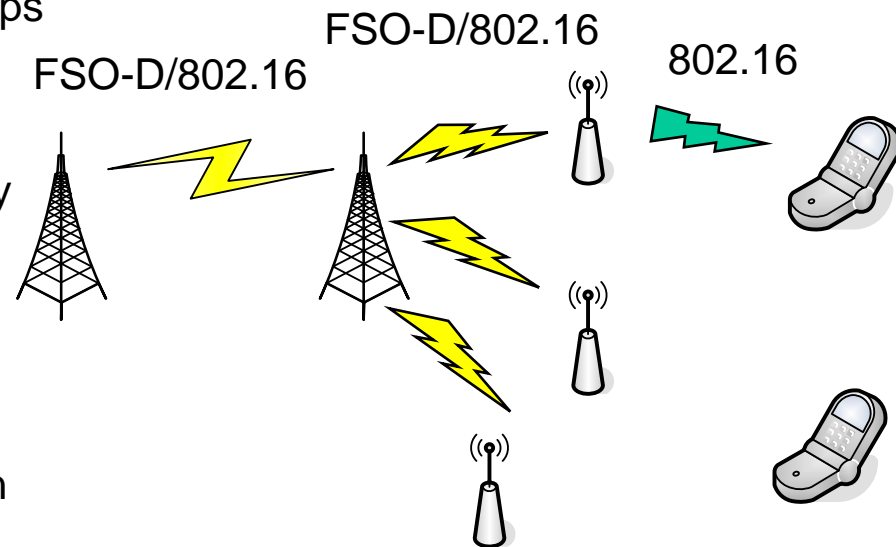
# RoF relaying

- Pros:
  - Higher capacity than RF relaying
  - Lower equipment cost than RF relaying
  - Better radio resource reuse
- Cons:
  - High installation engineering cost



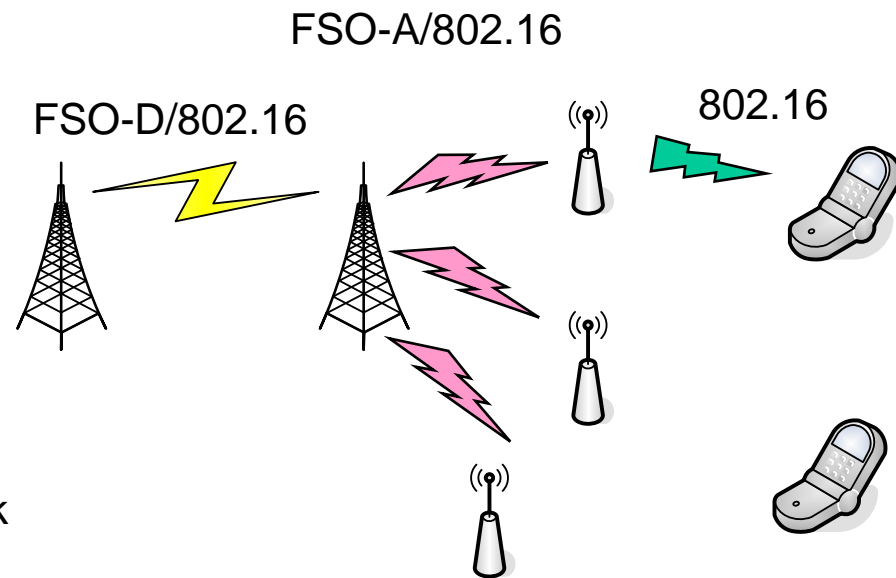
# Proposed hybrid digital FSO/RF relaying

- Features of Digital FSO (FSO-D):
  - Long distance, high bandwidth, less power (e.g. throughput: 1Gps for 4km)
  - Like a directional antenna with very large antenna gain (dBi)
  - Low interference/noise immunity
- Pros:
  - Combine the advantage of RF and RoF relaying
  - High throughput yet low installation cost
  - 10 times backhaul capacity than RF backhaul
- Cons:
  - Sensitive to weather condition (Fog), but this could be solved by hybrid FSO/RF system @ 99.999% reliability



# Proposed hybrid analog FSO/RF relaying

- Features of of Analog FSO (FSO-A):
  - Signal transparency: without format conversion compared to digital FSO
  - Multi-standard radio frequency over FSO
- Pros:
  - Combine the advantage of RF and RoF relaying
  - High throughput yet low installation cost
  - Easy to migration to 4G network
- Cons/Difficulties:
  - Linearity of laser diode
  - Up/down convert maybe needed
  - Products not available yet





# Summary

- A hybrid digital FSO/RF architecture is proposed for improving the capacity/throughput of relaying network and backhaul system
- A hybrid analog FSO/RF architecture is proposed for improving the capacity/throughput of relaying network
- A novel analog FSO concept is proposed to support multi-standard wireless over FSO to accelerate the deployment of next generation broadband wireless access system

# References

- X. H. Yu, G. Chen, M. Chen and X. Gao, "The FuTURE Project in China," IEEE Commun. Mag., pp. 70 - 75, 2005.
- H. A. Willebrand and B. S. Ghuman, "Fiber optics without fiber," IEEE Spectrum, pp. 40-45, 2001.
- H. Wu, B. Hamzeh and M. Kavehrad, "Achieving carrier class availability of FSO link via a complementary RF link," IEEE 38th Asilomar Conf. Signals, Systems and Computers, pp. 1483 - 1487, 2004.