

Method for integration of cooperative relaying into the 802.16 standard

IEEE 802.16 Presentation Submission Template (Rev. 8.3)

Document Number:

IEEE: C802.16mmr-05/015

Date Submitted:

2005-09-12

Source:

Amir Rubin, Yigal Eliaspur

Intel, BWDi, System group

Azorim Park, Petach Tikva, Israel

Voice: +972-3-9205750

Fax: [+972-3-9205810

E-mail: amir.rubin@intel.com

Venue:

IEEE 802.16 Session #39, Taipei, Taiwan

Base Document:

None

Purpose:

Accelerate integration of cooperative relaying into the 802.16 standard

Notice:

This document has been prepared to assist IEEE 802.16. It is offered as a basis for discussion and is not binding on the contributing individual(s) or organization(s). The material in this document is subject to change in form and content after further study. The contributor(s) reserve(s) the right to add, amend or withdraw material contained herein.

Release:

The contributor grants a free, irrevocable license to the IEEE to incorporate material contained in this contribution, and any modifications thereof, in the creation of an IEEE Standards publication; to copyright in the IEEE's name any IEEE Standards publication even though it may include portions of this contribution; and at the IEEE's sole discretion to permit others to reproduce in whole or in part the resulting IEEE Standards publication. The contributor also acknowledges and accepts that this contribution may be made public by IEEE 802.16.

IEEE 802.16 Patent Policy:

The contributor is familiar with the IEEE 802.16 Patent Policy and Procedures <<http://iee802.org/16/ipr/patents/policy.html>>, including the statement "IEEE standards may include the known use of patent(s), including patent applications, provided the IEEE receives assurance from the patent holder or applicant with respect to patents essential for compliance with both mandatory and optional portions of the standard." Early disclosure to the Working Group of patent information that might be relevant to the standard is essential to reduce the possibility for delays in the development process and increase the likelihood that the draft publication will be approved for publication. Please notify the Chair <<mailto:chair@wirelessman.org>> as early as possible, in written or electronic form, if patented technology (or technology under patent application) might be incorporated into a draft standard being developed within the IEEE 802.16 Working Group. The Chair will disclose this notification via the IEEE 802.16 web site <<http://iee802.org/16/ipr/patents/notices>>.

Cooperative relaying system

Amir Rubin, Yigal Eliaspur

Intel Corporation

September 2005

Problem description

- Strong competition with networks based on other technologies that operate at different frequencies
- Limitations of 802.16 aimed frequencies
 - Bypass obstacles and penetrate into buildings
 - Uncertain and fast changing channel conditions
- Allowing shortly significant benefits to accelerate market penetration of 802.16 based networks
 - Larger cell size, coverage and throughput

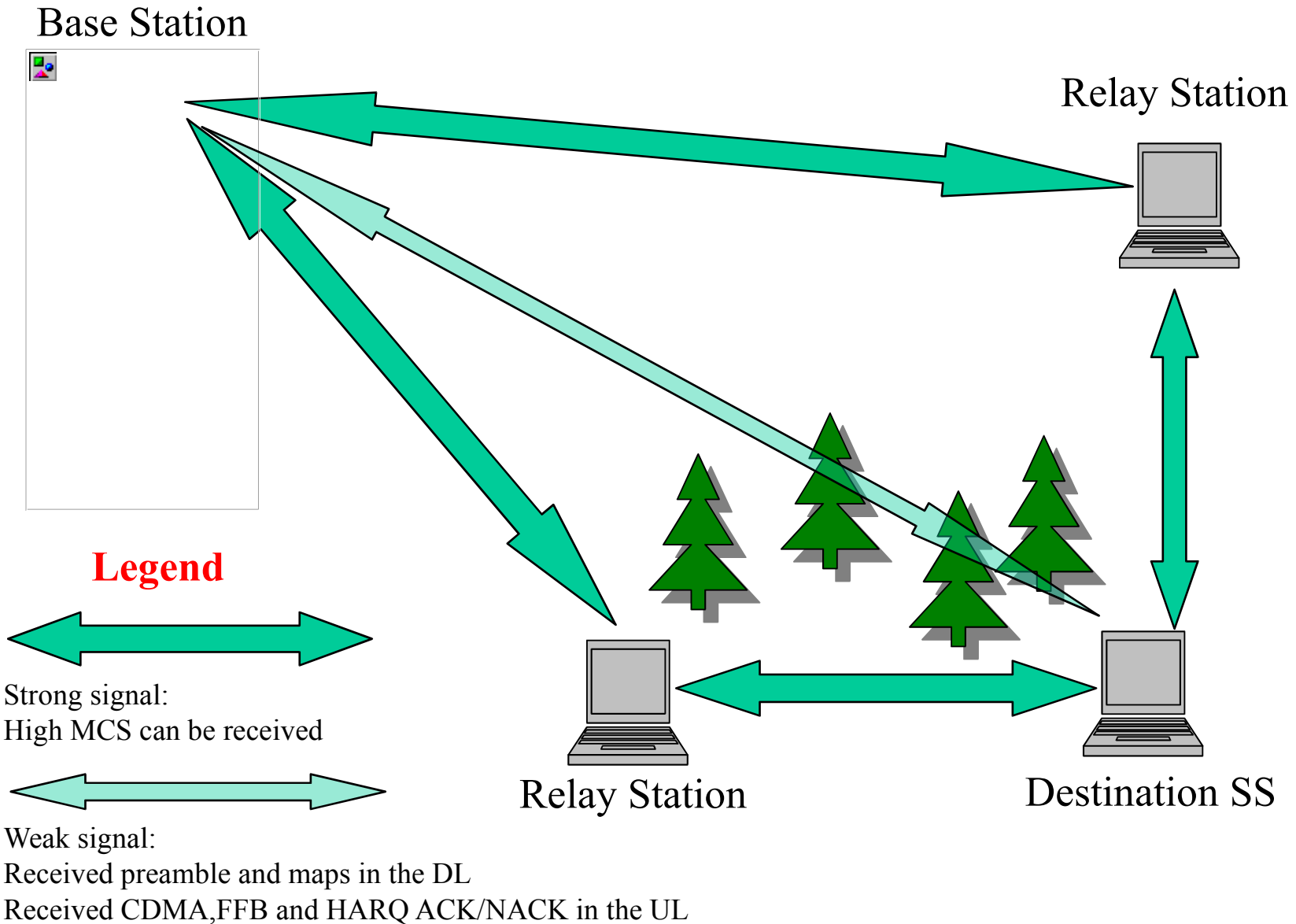
Suggested solution – cooperative relaying based

- Cooperative relaying means multiple synchronized transmissions from spatially distributed relaying stations of bursts originated at BS or SS
- Cooperative relaying methods are known to combat effectively wireless channel conditions
- Simple decode-and-forward method that can be implemented shortly and at low cost seems to be significantly beneficial
- The BS indicates all relaying transmissions for relayed bursts
- Each relaying station relays information according to the reliability of its reception
- The relaying stations may be SS with relaying capability or dedicated relay stations (RS)

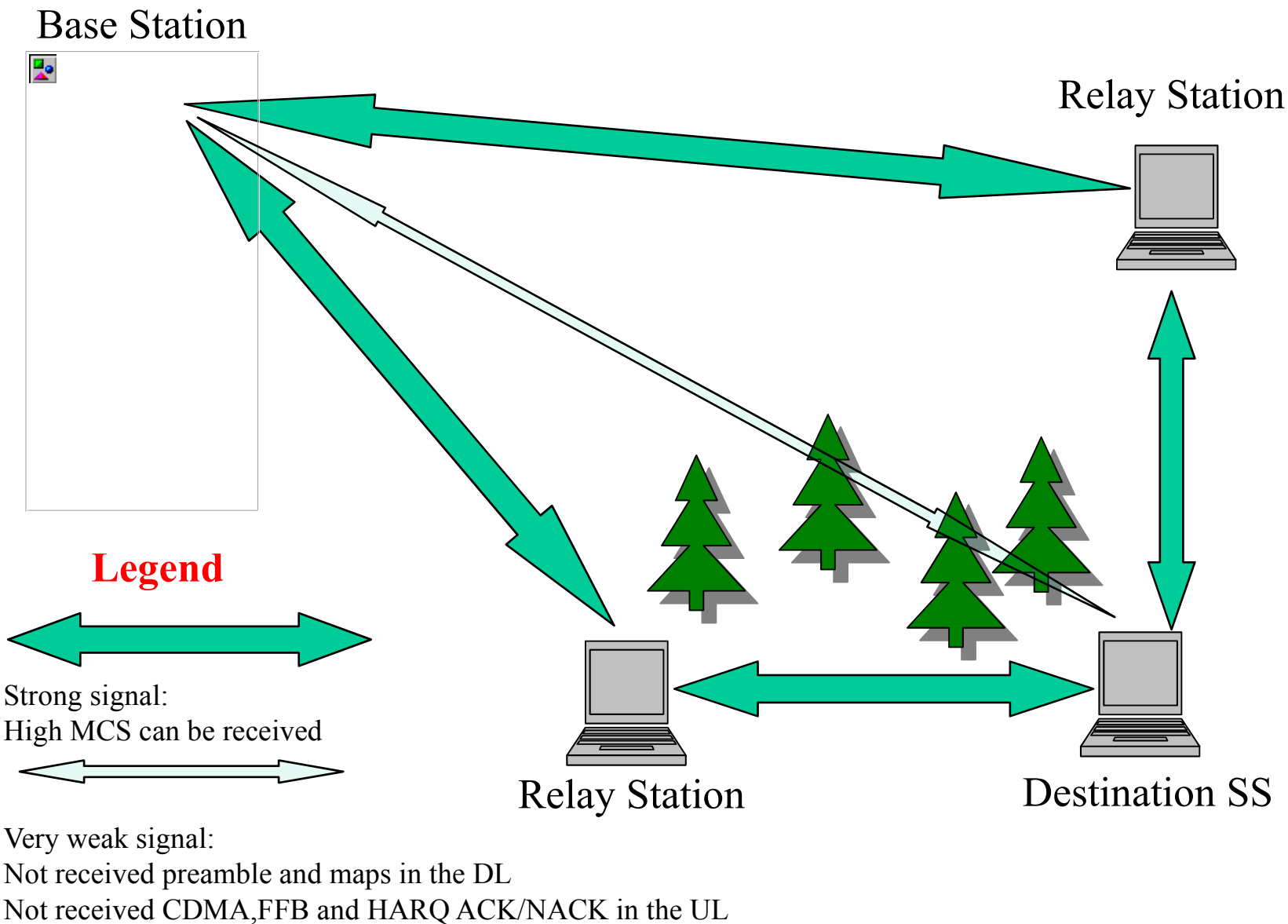
Contribution overview

- Multiple synchronized transmissions of reliable information from dedicated relaying stations (RS) or from SS with relaying capability
 - Reliability of each bit in received bursts can be determined with several indicators (e.g. CRC, code block decoding quality and Symbol quality)
 - No MAC activities are required from dedicated RS
- All relaying transmissions indicated by the BS
- Backwards compatible with 802.16
- Supports two distinct methods
 - Simple relaying
 - Destination SS receives properly BS preamble and maps transmissions
 - BS receives well SS CDMA, FFB and HARQ ACK/NACK
 - Advanced relaying
 - Preamble and maps transmissions or some of them should be relayed to the destination SS
 - CDMA for ranging and for bandwidth request, FFB and HARQ ACK/NACK or some of them should be relayed to the BS

Example: two RS serving a SS with simple relaying



Example: two RS serving a SS with advanced relaying



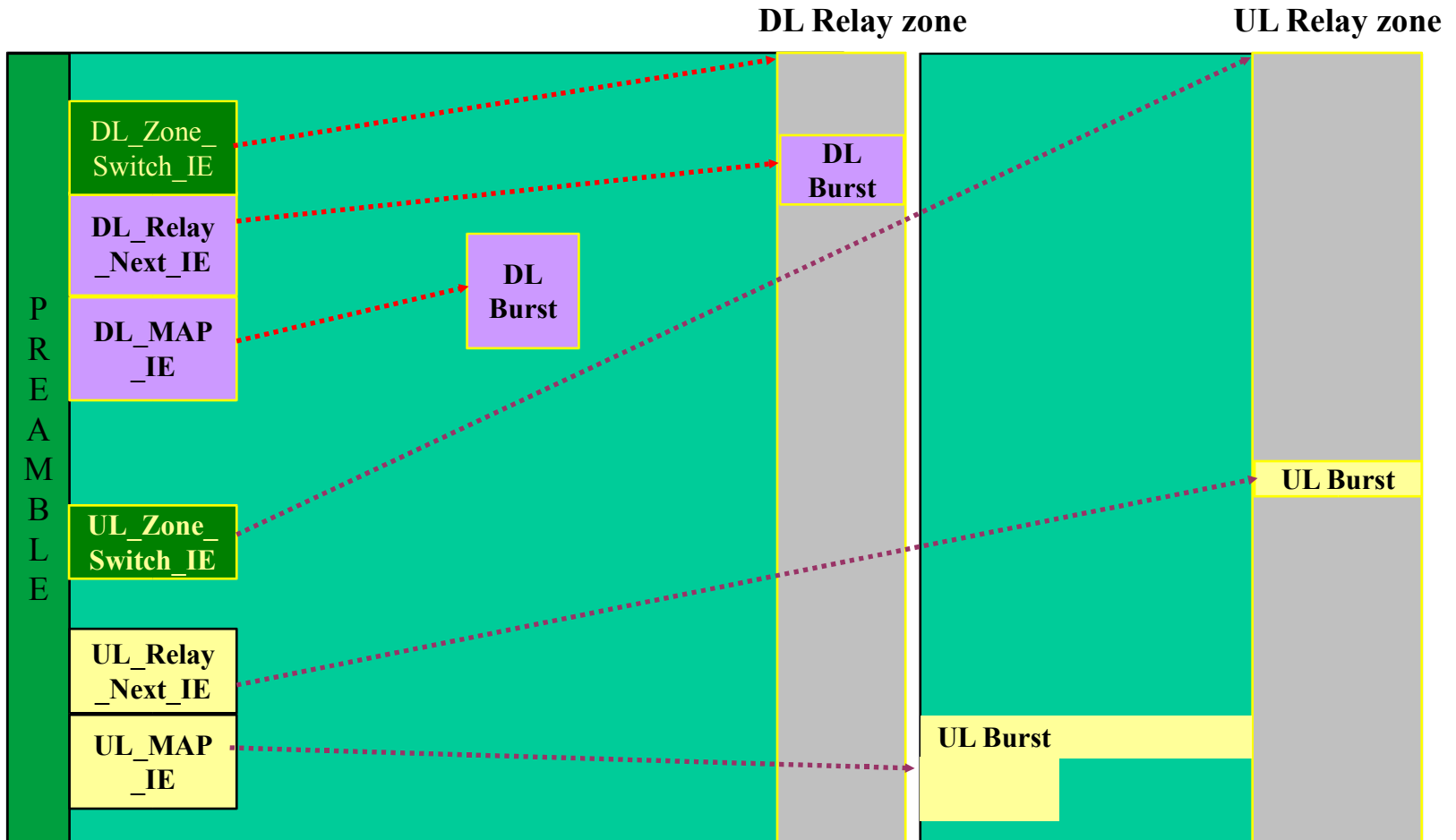
Simple relaying

- Can be implemented shortly with low cost and labor
 - Accelerates market penetration of 802.16 based networks
- Aims SS that communicates directly with BS
 - Preamble and maps from BS and ranging from SS are received
 - Only bursts are relayed
- Relaying transmission and receptions are in dedicated zones
- BS transmits in maps all the allocations of relay transmissions for each relayed burst.
- Relay indication IEs contain:
 - Relaying allocations
 - Source and destination of the burst
 - Timing, sub-channels, boosting and xIUC
 - Total hops number of the burst and current hop index
 - Hops index indicate hops distance from the source of the burst for MCS.
 - Making relay transmissions may consider remaining hops number.

Example of simple relaying usage

Downlink sub frame

Uplink sub frame



Advanced relaying

- Aims SS with direct channel to BS that prevents usage of simple relaying
- In addition to the bursts, advanced DL relaying transmissions may contain mid-amble, FCH and maps or some of them
- In addition to the bursts, advanced UL relaying transmissions may contain ranging, bandwidth request, HARQ response and FFB or some of them.

Simple relaying benefits

- Low cost relays
 - Dedicated relays may cost less than SS since MAC is not handled
 - SS can support simple or advanced relaying with small additions
- Flexibility to implement diverse cooperative relaying methods
- Increased cell size
- Higher coverage inside the cell
- Higher throughput with higher MCS
- Suitability for higher RF frequencies
 - Bypassing obstacles is improved by far
- Allows direct SS transmissions to other SS without reception at base station
 - If the destination of a SS is a SS the BS can indicate relaying transmissions of the UL burst in the DL relay zone
 - Security should be considered

Advanced relaying with respect to simple relaying

- More labor is required for implementing
- Higher coverage inside the cell
 - For example outdoor and indoor penetration
- Increased cell size
 - Limited by efficiency of protocol and not by physical channel
- Consumes more power from relaying stations
 - Additional relaying transmissions (mid-amble, maps, FCH, CDMA for ranging and for bandwidth request, FFB and HARQ ACK/NAK or some of them)

Considerations

- Inter-cell Interference from multiple transmissions
 - Relays identify from the hop number of the received uplink relay transmissions, their updated hop distance from SS
 - Relaying to a destination SS only if remaining number of burst hops is sufficient thus decreasing the number of transmissions allows saving power and diminishing inter-cell interference
- Inter Symbol Interference (ISI) from the spatially diverse cooperating relays
 - Relays transmissions power is low and controlled, therefore the ISI is low and controlled
- Limitations on deployment of relay stations
 - Relays transmission power may be similar to SS's thus enabling large amounts of relays