

Recommendation on PMP Mode Compatible TDD Frame Structure

IEEE 802.16 Presentation Submission Template (Rev. 8.3)

Document Number:

IEEE C802.16mmr-05/027r1

Date Submitted: 2005-09-09

Source:

Fang-Ching Ren, Chang-Lung Hsiao,
Chun-Chieh Tseng, and Wern-Ho Sheen

CCL/ITRI

Bldg. 11, 195 Sec. 4, Chung Hsing Rd. Chutung,
HsinChu, Taiwan 310, R.O.C.

Voice: 886-3-5914786

Fax: 886-3-5829733

E-mail: frank_ren@itri.org.tw

Venue:

IEEE 802.16 Session #39, Taipei, Taiwan

Base Document:

None.

Purpose:

This is a response to IEEE 802.16mmr-05/021(call for contributions: IEEE 802.16's Study Group on Mobile Multi-hop Relay) to present a compatible TDD frame structure.

Notice:

This document has been prepared to assist IEEE 802.16. It is offered as a basis for discussion and is not binding on the contributing individual(s) or organization(s). The material in this document is subject to change in form and content after further study. The contributor(s) reserve(s) the right to add, amend or withdraw material contained herein.

Release:

The contributor grants a free, irrevocable license to the IEEE to incorporate material contained in this contribution, and any modifications thereof, in the creation of an IEEE Standards publication; to copyright in the IEEE's name any IEEE Standards publication even though it may include portions of this contribution; and at the IEEE's sole discretion to permit others to reproduce in whole or in part the resulting IEEE Standards publication. The contributor also acknowledges and accepts that this contribution may be made public by IEEE 802.16.

IEEE 802.16 Patent Policy:

The contributor is familiar with the IEEE 802.16 Patent Policy and Procedures <<http://iee802.org/16/ipr/patents/policy.html>>, including the statement "IEEE standards may include the known use of patent(s), including patent applications, provided the IEEE receives assurance from the patent holder or applicant with respect to patents essential for compliance with both mandatory and optional portions of the standard." Early disclosure to the Working Group of patent information that might be relevant to the standard is essential to reduce the possibility for delays in the development process and increase the likelihood that the draft publication will be approved for publication. Please notify the Chair <<mailto:chair@wirelessman.org>> as early as possible, in written or electronic form, if patented technology (or technology under patent application) might be incorporated into a draft standard being developed within the IEEE 802.16 Working Group. The Chair will disclose this notification via the IEEE 802.16 web site <<http://iee802.org/16/ipr/patents/notices>>.

Recommendation on PMP Mode Compatible TDD Frame Structure

**Fang-Ching Ren
ITRI**

Response to 2nd Call For Contributions

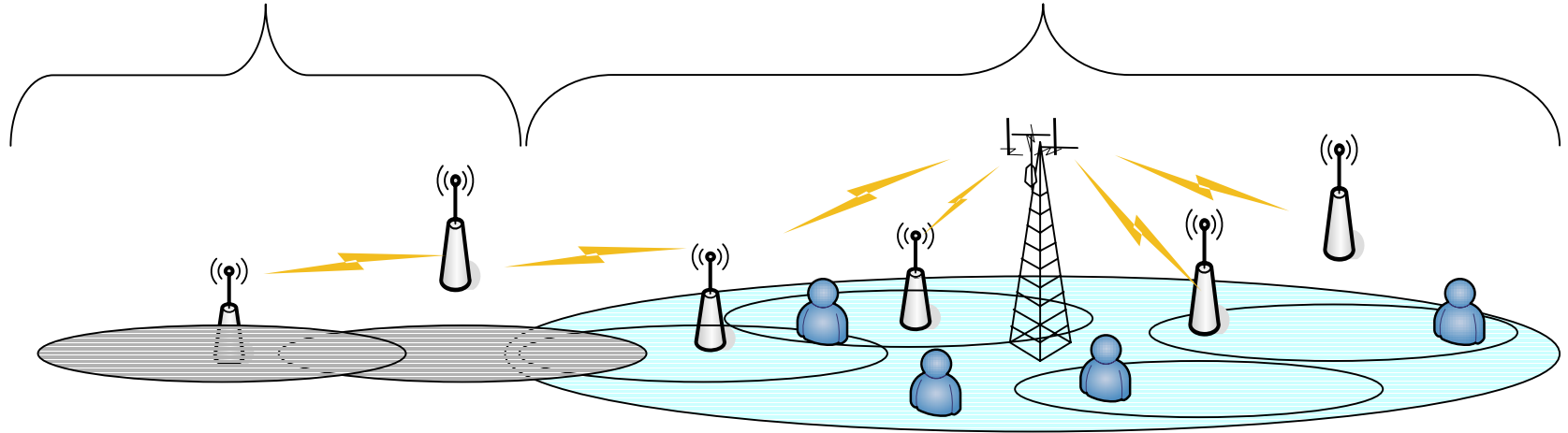
- **Assess feasibility of Multi-hop Relay for fixed / mobile terminal including PHY/MAC modifications;**
 - ❖ TDD frame structure for relay application
 - ❖ New added MAC header info for RSs

- **Study the impact on MAC protocols to be newly added for the relay networking including handover cases**
 - ❖ Access for network entry
 - ❖ Switch between BS and RSs

Scenario and Assumptions

Coverage Extension (2)

Throughput Enhancement (1)



| | Coverage Extension | Throughput Enhancement |
|-----------------------|-------------------------|------------------------|
| Broadcast information | BS → MS BS → RS → MS | BS → MS |
| Preamble for DL Sync | Provided by BS and RS | Provided by BS |
| Initial Ranging | MS → BS MS → RS → BS | MS → BS |

**Target
with two hop**

Application Scenarios

□ Throughput Enhancement → Proposed a two-hop frame structure

- ❖ It shall be compatible to the TDD mode with no relaying
- ❖ BS/RS and RS/MS use the same frequency, i.e., homogeneous relaying.
- ❖ From BS viewpoint, an RS behaves the same as an SS. The transmission/reception burst is controlled by the BS.
- ❖ From MSs viewpoint, an RS just performs decode-and-forward for relayed MSs but it is transparent to the relayed MSs.

□ Coverage Extension → For future study

Supported Functions

❑ Frame structure

- ❖ Modified frame structure to support RSs to forward the transmission over the air and increase link throughput from viewpoint of MSs.

❑ Network entry

- ❖ Support transparent RS while a MS process network entry procedure in MMR application.

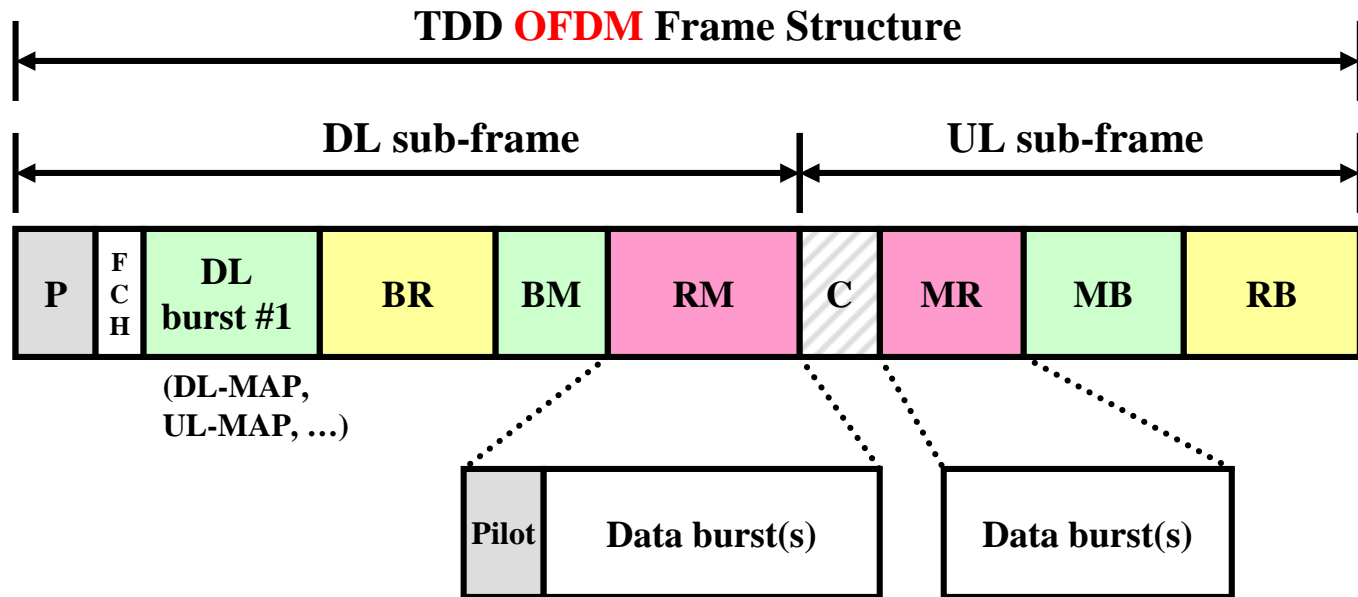
❑ Synchronization

- ❖ The MSs and RSs can synchronize with BS in the proposed relay frame structure.

❑ RS switch

- ❖ Support smooth switch for BS→RS, RS→RS, and RS→BS.


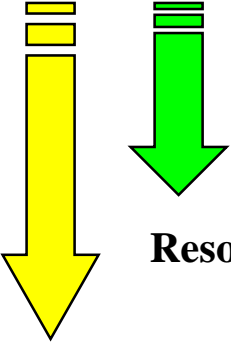
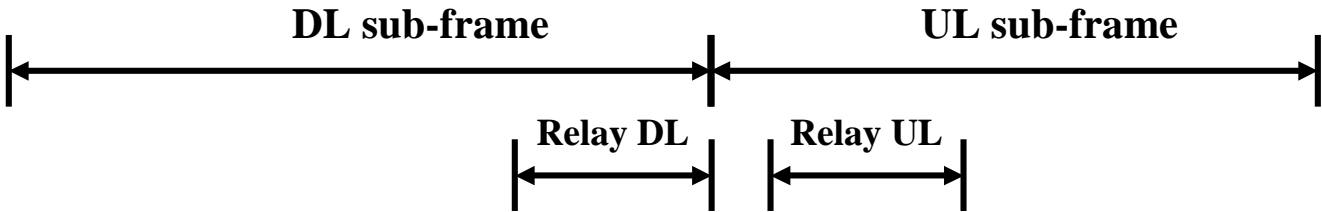
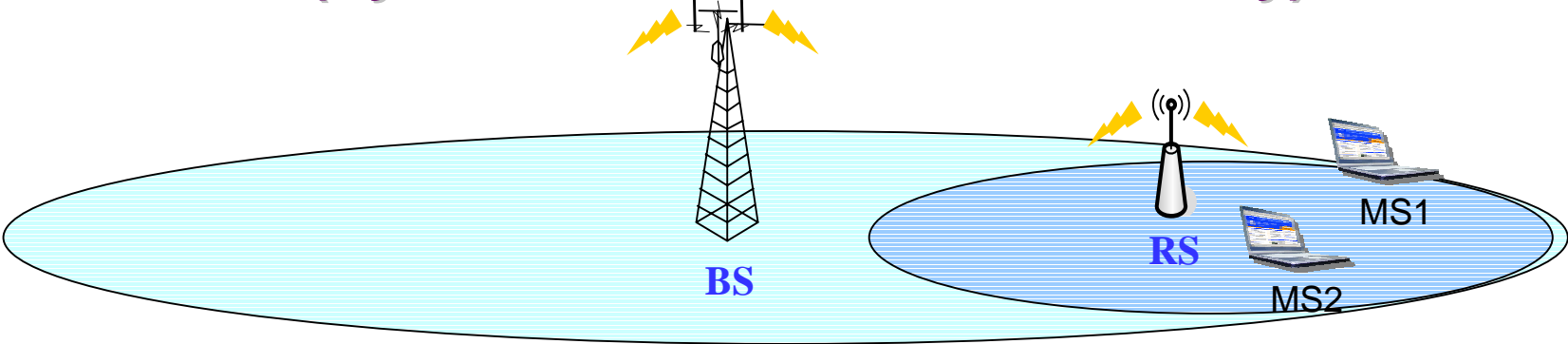
Frame Structure for Two-hop



| | |
|-----|---------------------------------|
| C | contention area |
| FCH | frame control header |
| P | preamble |
| BM | base station to mobile station |
| BR | base station to relay station |
| MB | mobile station to base station |
| MR | mobile station to relay station |
| RB | relay station to base station |
| RM | relay station to mobile station |

- ❑ All MSs are located in the coverage of the BS so BS can directly assign resource allocation in MAP_IE and transmit control messages in by broadcast information.
- ❑ RS shall perform decode and forward the relay data within current or upcoming frame according to scheduling of BS.

Example of Two Hop Relaying (Synchronization & Network Entry)

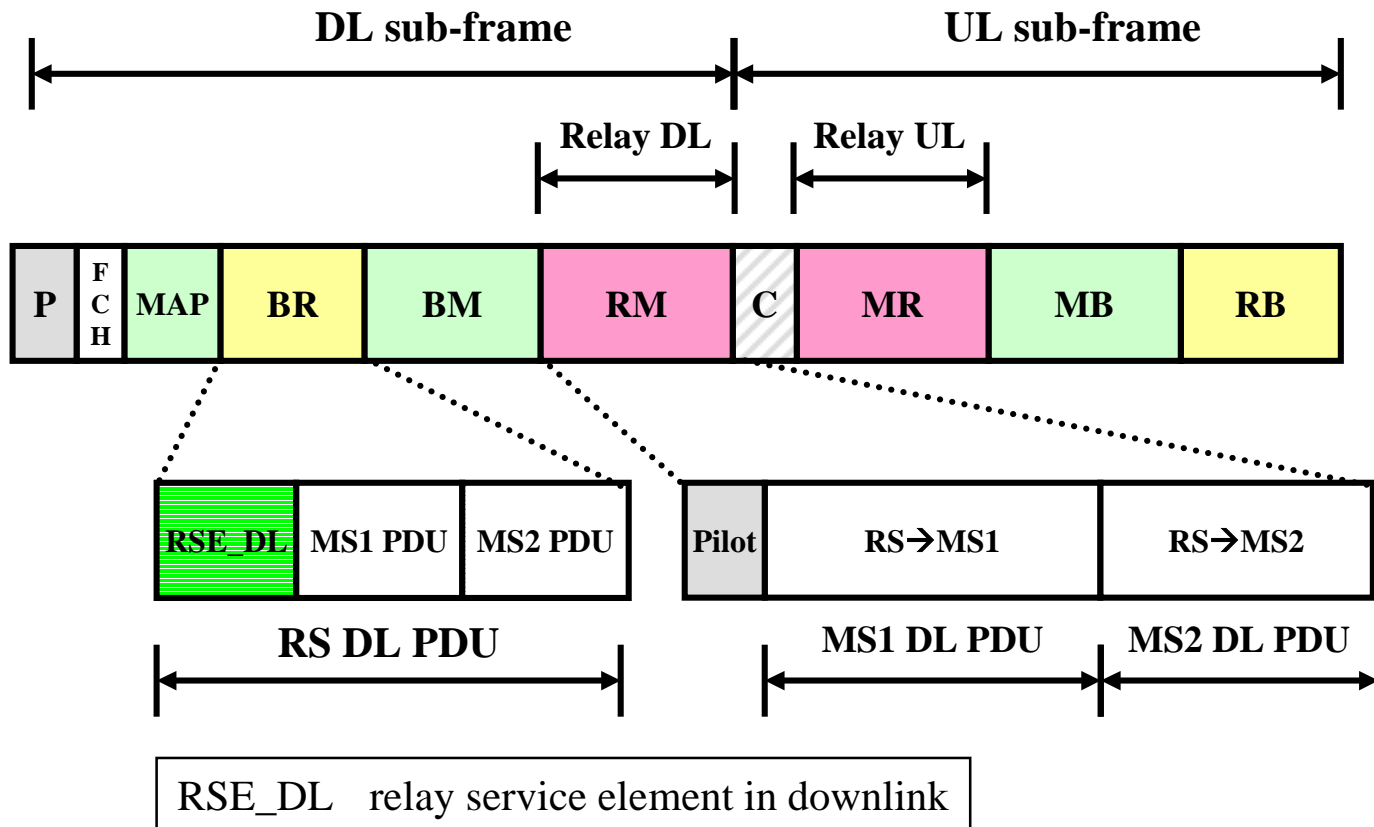
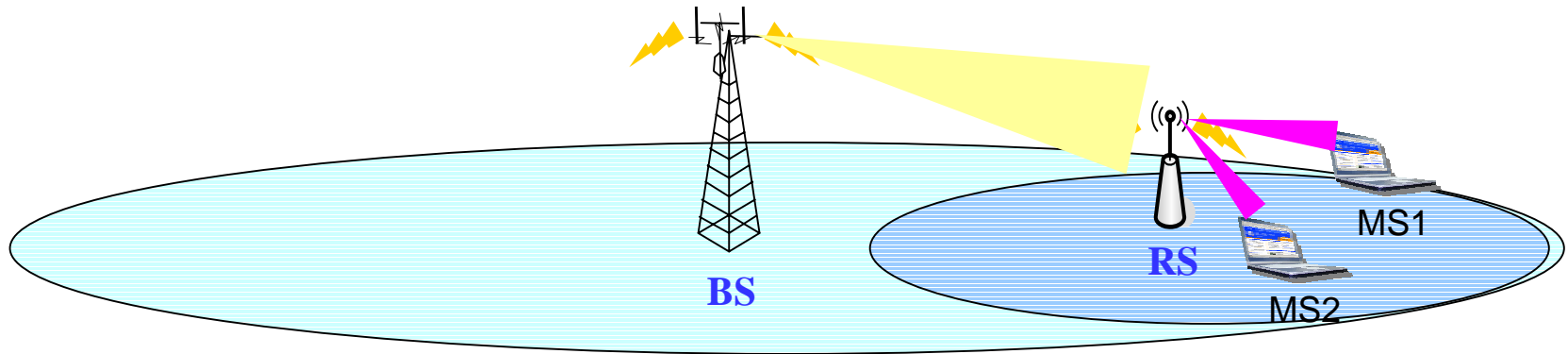


Resource allocation by receiving "MAP" from BS

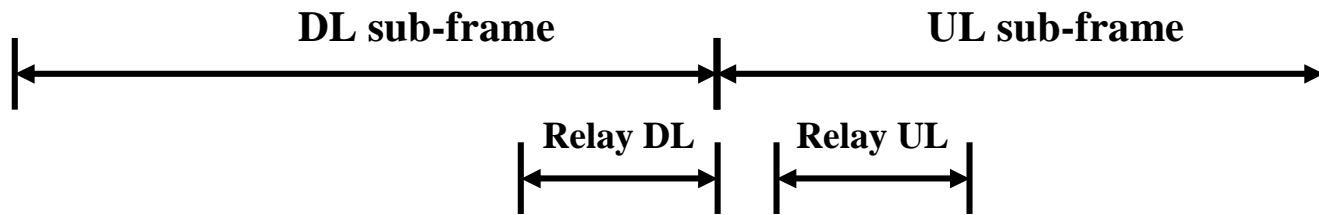
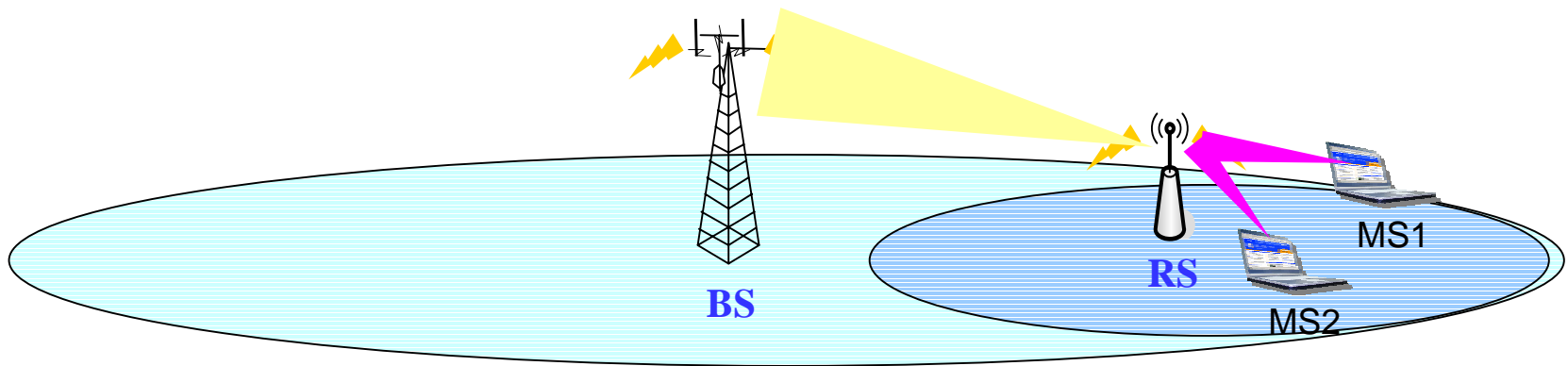
Send "Initial Ranging Request"

Perform DL Sync by receiving "Preamble" from BS

Example of Two Hop Relaying (DL Relay)



Example of Two Hop Relaying (UL Relay)



RSE_UL relay service element in uplink

Relay Service Element (RSE)

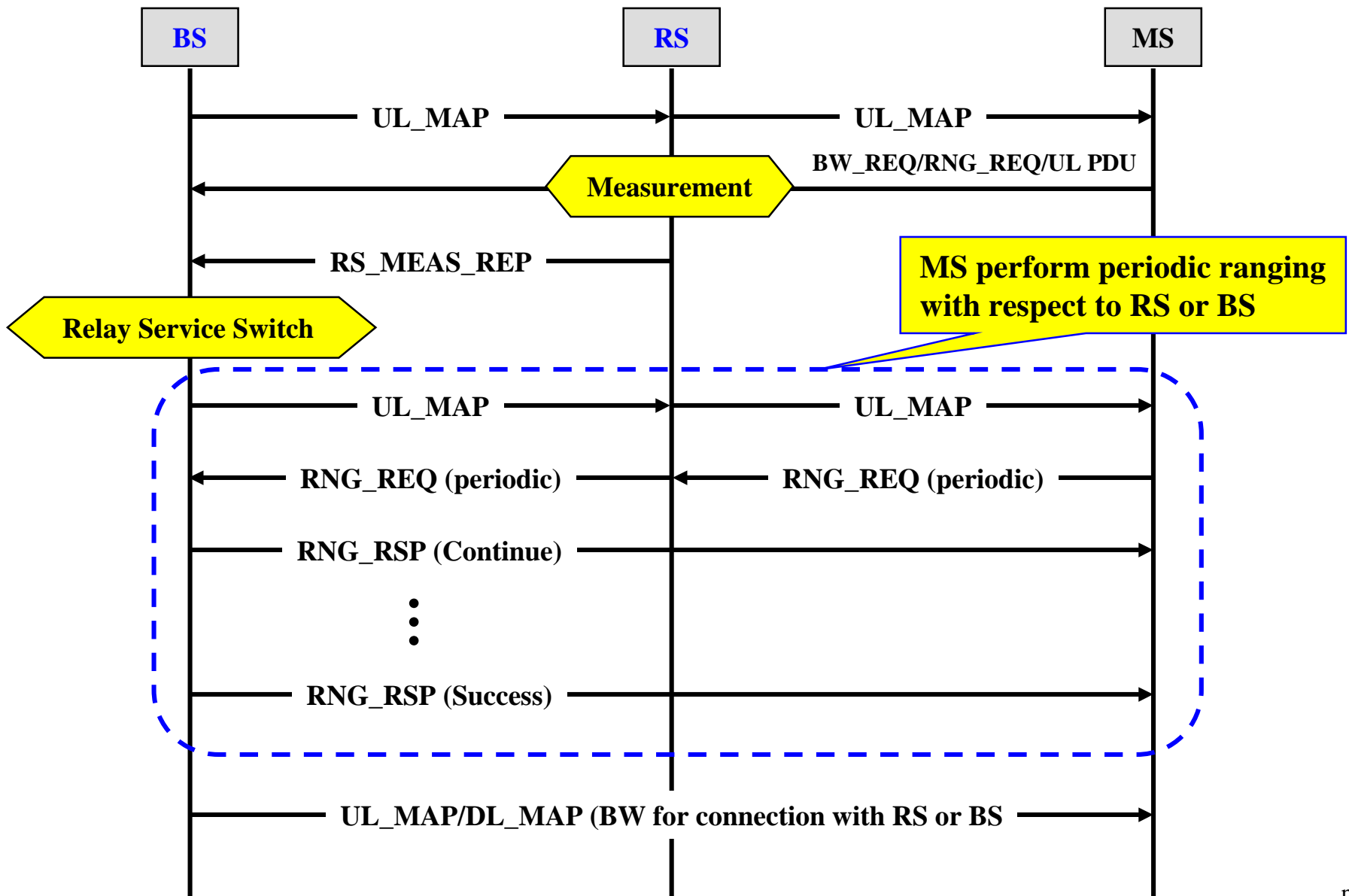
□ RSE_DL (relay service element in downlink)

- ❖ Relay service CID for an RS
- ❖ The relayed MS info including
 - The downlink relaying service CIDs and their DL burst profiles of the MSs served by the RS.
 - The uplink relaying service CIDs and their UL burst profiles of the MSs served by the RS.

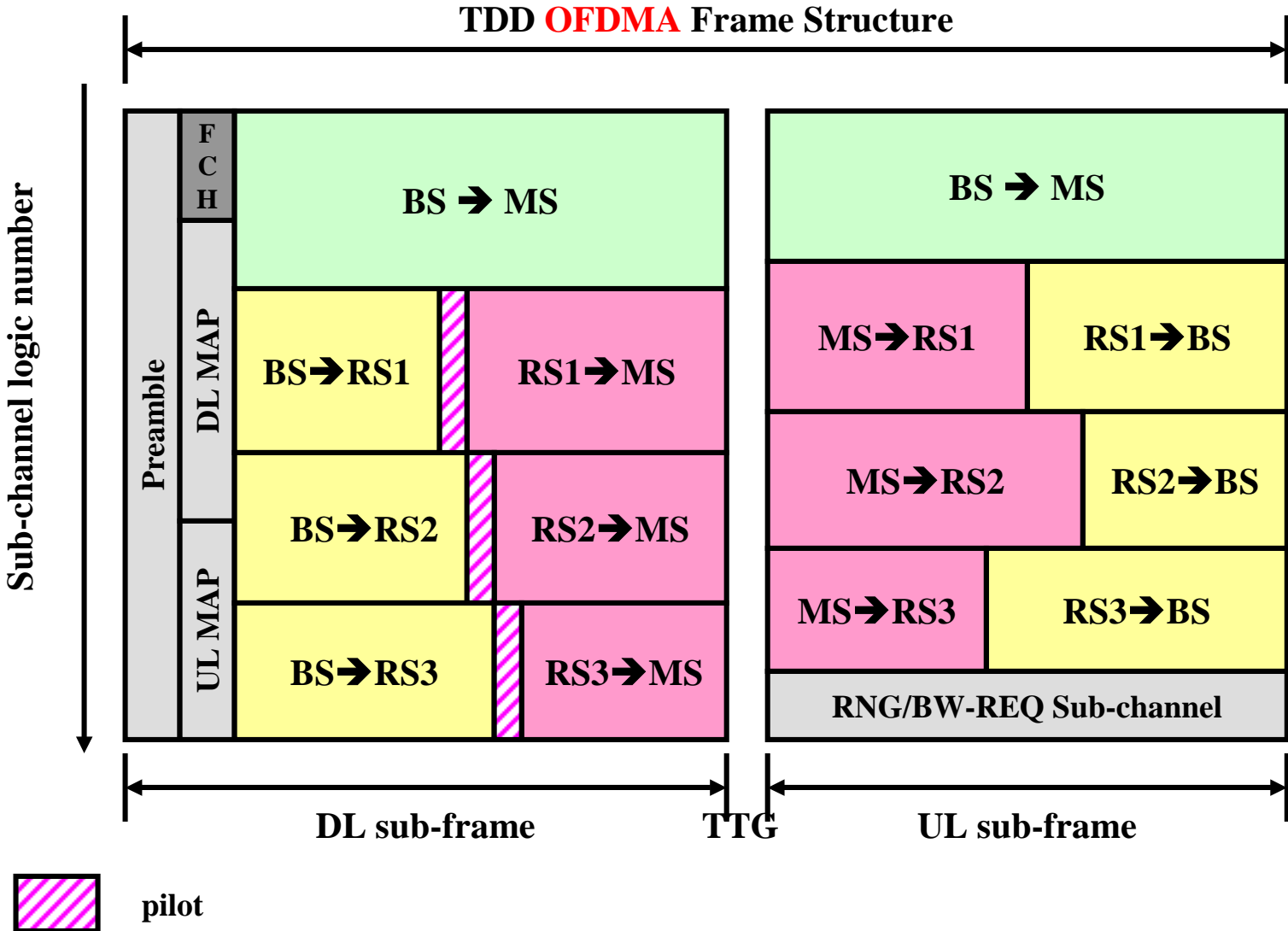
□ RSE_UL (relay service element in uplink)

- ❖ Relay service CID for an RS
- ❖ Uplink measurements for existing/candidate relayed MSs (RS_MEAS_REP).

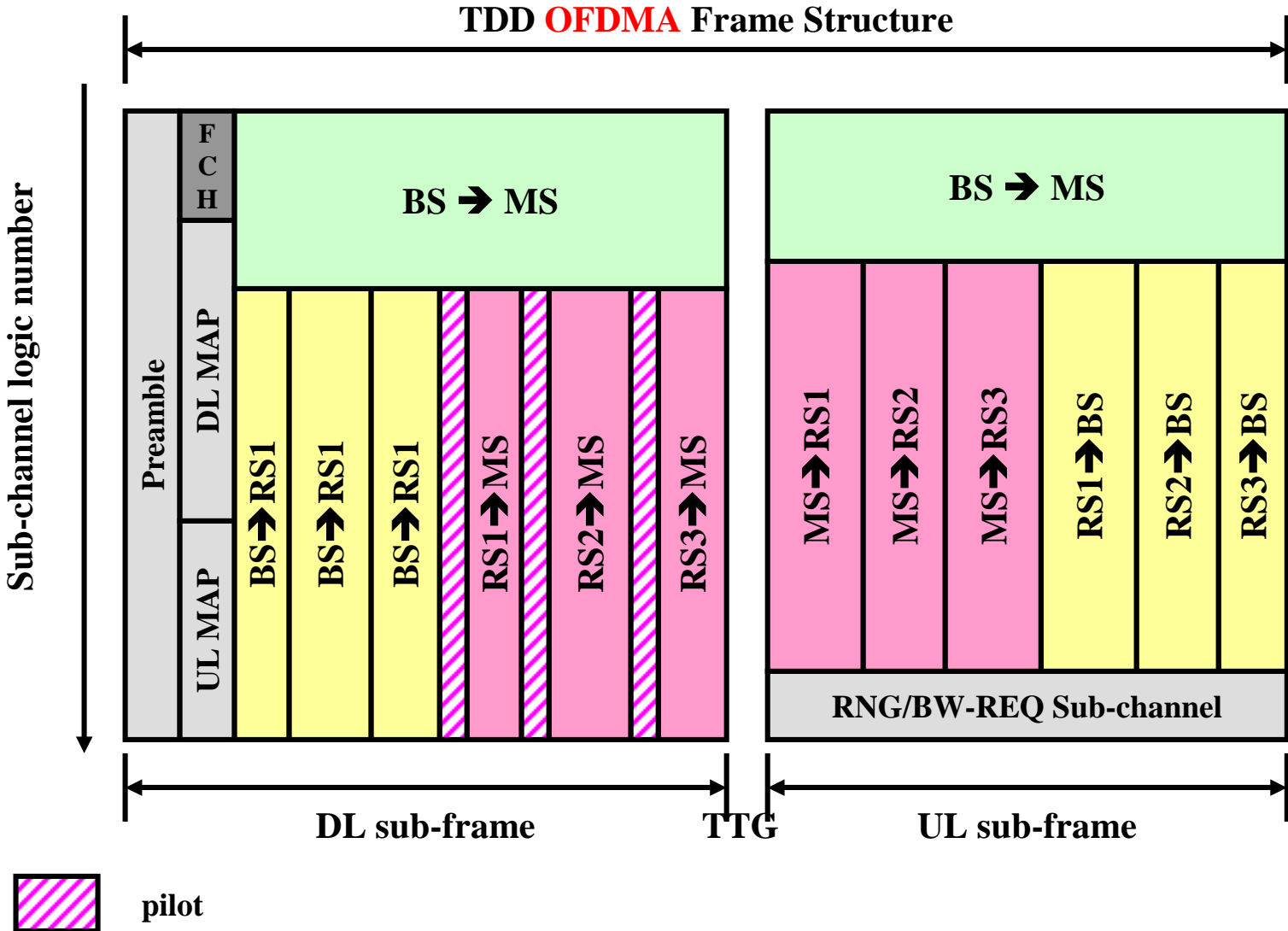
Access and Switch Access Relay Services



OFDMA Frame Structure for Two-hop (FDM)



OFDMA Frame Structure for Two-hop (TDM)



Summaries

- **Based on assumption of “all MSs located in BS coverage”, we propose a PMP mode compatible two hop relay TDD frame structure.**
 - ❖ RS can perform decode-and-forward to enhance throughput of relayed MSs.

- **RS is fully transparent from viewpoint of MSs.**
 - ❖ DL synchronization and network entry process are the same as the relayless case.
 - ❖ RS support UL measurement for BS to determine RS selection.
 - **No effort is added on MS.**

References

- ❑ **IEEE C80216mmr-05/005r2, Fang-Ching Ren, Chang-Lung Hsiao, Yu-Ching Hsu, and Wern-Ho Sheen, A Recommendation on PMP Mode Compatible Frame Structure**
- ❑ **IEEE: S802_16mmr-05/019, Naftali Chayat and Ran Yaniv, PHY aspects in MMR-enabled networks**