

Proposed enhancements to IEEE 802.16 MMR PAR and Five Criteria

IEEE 802.16 Presentation Submission Template (Rev. 8.3)

Document Number:

IEEE C802.16mmr-06/014

Date Submitted:

2006-01-09

Source:

Puneet Jain

Intel Corporation

2111 NE 25th Ave

Hillsboro, OR 97124

Voice: +1-503-712-6214

Fax: +1-503-264-4230

E-mail: puneet.jain@intel.com

Venue:

IEEE 802.16 session #41 New Delhi, India

Mobile Multihop Relay (MMR) Study Group Meeting

Base Document:

None

Purpose:

This is a response to http://iee802.org/16/sg/mmr/docs/80216mmr-05_026.pdf (call for comments and Contributions: IEEE 802.16's Study Group on Mobile Multi-hop Relay) to present some discussion material.

Notice:

This document has been prepared to assist IEEE 802.16. It is offered as a basis for discussion and is not binding on the contributing individual(s) or organization(s). The material in this document is subject to change in form and content after further study. The contributor(s) reserve(s) the right to add, amend or withdraw material contained herein.

Release:

The contributor grants a free, irrevocable license to the IEEE to incorporate material contained in this contribution, and any modifications thereof, in the creation of an IEEE Standards publication; to copyright in the IEEE's name any IEEE Standards publication even though it may include portions of this contribution; and at the IEEE's sole discretion to permit others to reproduce in whole or in part the resulting IEEE Standards publication. The contributor also acknowledges and accepts that this contribution may be made public by IEEE 802.16.

IEEE 802.16 Patent Policy:

The contributor is familiar with the IEEE 802.16 Patent Policy and Procedures <<http://iee802.org/16/ipr/patents/policy.html>>, including the statement "IEEE standards may include the known use of patent(s), including patent applications, provided the IEEE receives assurance from the patent holder or applicant with respect to patents essential for compliance with both mandatory and optional portions of the standard." Early disclosure to the Working Group of patent information that might be relevant to the standard is essential to reduce the possibility for delays in the development process and increase the likelihood that the draft publication will be approved for publication. Please notify the Chair <<mailto:chair@wirelessman.org>> as early as possible, in written or electronic form, if patented technology (or technology under patent application) might be incorporated into a draft standard being developed within the IEEE 802.16 Working Group. The Chair will disclose this notification via the IEEE 802.16 web site <<http://iee802.org/16/ipr/patents/notices>>.

***Proposed enhancements to IEEE 802.16
MMR PAR and Five Criteria***

Intel Corporation

Contents

- Phased Approach to developing MMR Standards
- Roadmap for MMR standards development
- Phase 1 system capabilities
- Phase 2 system capabilities
- Phase 3 system capabilities
- PAR Enhancements
- Summary

Phased Approach to Developing MMR Standards

- **Approach**

- Define and develop MMR standard as series of distinct phases
- Each phase captures a set of ‘complementing’ system level requirements on the MMR RAN
- Each phase developed as a separate project (separate PAR)

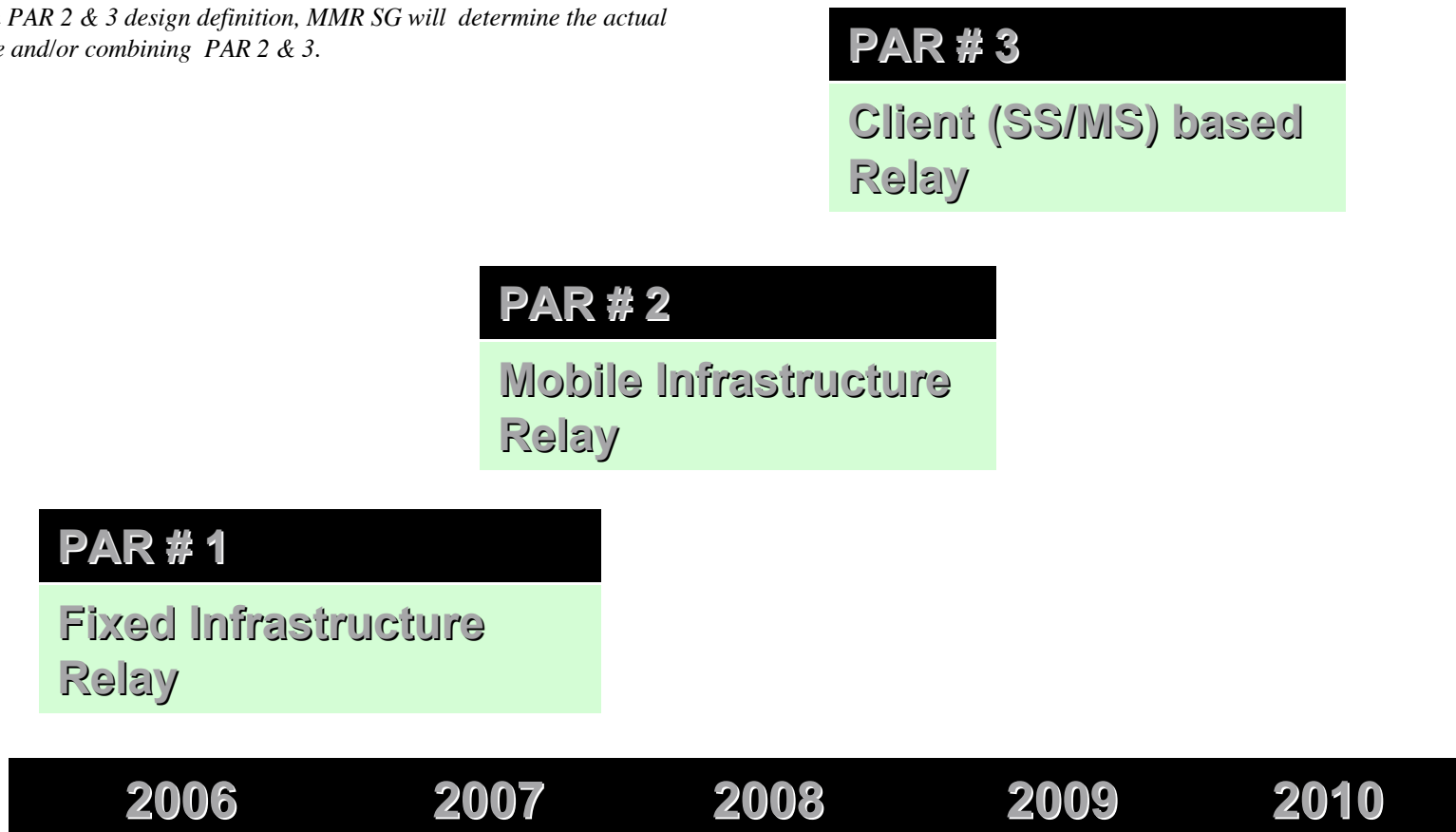
- **Rationale**

- Projects have more specific scope
 - Better chance of timely closure
 - Allows incremental technology adoption and efficient product development
- Innovation is not artificially limited
 - Advanced features are specified in later phases


Roadmap to MMR Standards Development

Note :

- Timeline below are proposal for start date which illustrates the phased approach concept . Actual start dates will be determined by MMR SG based on a clear design definition of PAR 2 & 3.
- Based on PAR 2 & 3 design definition, MMR SG will determine the actual start date and/or combining PAR 2 & 3.



Phase 1: Fixed Infrastructure Relay



Phase 1: Fixed Infrastructure Relay

- Define extensions to OFDMA PHY/MAC to support
 - Enhancement of BS to support MMR
 - Definition of fixed (not mobile) Relay Station (RS) PHY/MAC to support MMR
- Backward compatibility with IEEE 802.16 OFDMA SS/MS
 - 802.16 OFDMA SS/MS must interoperate with MMR RAN with no modification to the SS/MS.
 - 802.16 OFDMA SS/MS must realize all benefits of MMR


Why Start with Fixed Infrastructure Relay?

- Use of fixed relay stations provides gains in range and capacity
- Backward compatibility with clients will allow service providers to selectively upgrade infrastructure
- Limit the complexity in the first phase
 - The current PMP air interface design is not well suited for client-client relay. In order to support client-client relay, there will be a large amount of work to just define the protocol, especially on the client side
 - Client relay requires additional functions to be supported at client

Why OFDMA-based MMR?

- We propose to limit the scope of MMR to a single OFDMA-based PHY-layer implementation
- Such focused effort shall facilitate the completion of the standard within a shorter time period
- OFDMA has already been adopted for .16e
- OFDMA provides much higher flexibility in terms of utilizing the frequency resources compared with OFDM-based approaches
- OFDMA enables opportunistic scheduling of the users based on their channel quality and improves network sum rate due to multi-user diversity gains
- OFDMA supports wider channel required for Relaying


Phase 2: Mobile Infrastructure Relay



Phase 2: Mobile Infrastructure Relay

- **Mobile relay stations**
 - Centered on infrastructure not on client
- **Rationale**
 - Unlimited power supply unlike client
 - Dynamically grow. Add and remove the capacity coverage based on the operators dynamics.
 - Example: Trains, Public Safety, Emergency, Disaster Relief, Government or Military communication.

Phase 3: Client Based Relay



Phase 3: Client Based Relay

- **Client based relay (fixed / nomadic / mobile)**
 - No SS-SS direct (infrastructure free) link shall be considered
 - Multiple SS nodes can cooperatively transmit to RS or BS or receive from RS or BS
 - Potential performance enhancements from multi-hop and cooperative communication across multiple client relays
 - Cross layer design for OFDMA PHY/MAC of SS/MS
- **Rationale**
 - Useful for emergency, disaster relief, military communications
 - Throughput and coverage improvement
 - Client based relay can use cooperative diversity to improve link reliability against fast fading and shadowing variations
 - Open loop (virtual STC) or closed loop (distributed beam-forming) based cooperation both provide significant performance gains

PAR Enhancements

- **Scope Section :**
 - This document provides enhancements to IEEE Std. 802.16 by proposing multi-hop relay techniques between base stations and fixed infrastructure relay stations. Modifications to the OFDMA PHY and MAC layers will be specified. Subscriber stations operating according to the existing standard shall be capable of operation with relay-enhanced infrastructure with no modifications.

- **Compatibility Section :**
 - The proposed amendment will allow IEEE 802.16e (P-MP mode) clients to continue to operate in 802.16 network.

- **Additional explanatory notes Section :**
 - This project is envisioned as the first state in the development of standards for mobile multi-hop relays. The intent of the first phase (as proposed in this document) is to define standards that allow base stations and fixed relay stations to operate in a multi-hop relay configuration, while not requiring any changes in 802.16 OFDMA subscriber stations and mobile stations. Future phases are expected to enable additional capabilities including mobile relay stations and client based relays.

Summary

- MMR standard development as series of distinct phases. Each phase captures a set of ‘complementing’ system level requirements on the MMR RAN
- Initial focus on infrastructure (RAN) based fixed relay
- Limit the scope of MMR to a single OFDMA-based PHY-layer implementation