

Project	IEEE 802.16 Broadband Wireless Access Working Group < http://ieee802.org/16 >	
Title	RSSI Measurements	
Date Submitted	2003-12-26	
Source(s)	Choongill Yeh, Hyungsoo Lim, Dongseung Kwon, 161 Gajeong, Yuseong, Daejeon, 305-350,KOREA	Voice:+82-42-860-4895,1608,5936 Fax:+82-42-860-6789 mailto:ciyeh@etri.re.kr , lim@etri.re.kr , dskwon@etri.re.kr
Re:	IEEE P802.16-REDd/D2-2003	
Abstract	This is an informative text for the discussion for the RSSI measurements	
Purpose	The document is contributed to be discussed in IEEE802.16d in the process of comments resolution.	
Notice	This document has been prepared to assist IEEE 802.16. It is offered as a basis for discussion and is not binding on the contributing individual(s) or organization(s). The material in this document is subject to change in form and content after further study. The contributor(s) reserve(s) the right to add, amend or withdraw material contained herein.	
Release	The contributor grants a free, irrevocable license to the IEEE to incorporate material contained in this contribution, and any modifications thereof, in the creation of an IEEE Standards publication; to copyright in the IEEE's name any IEEE Standards publication even though it may include portions of this contribution; and at the IEEE's sole discretion to permit others to reproduce in whole or in part the resulting IEEE Standards publication. The contributor also acknowledges and accepts that this contribution may be made public by IEEE 802.16.	
Patent Policy and Procedures	<p>The contributor is familiar with the IEEE 802.16 Patent Policy and Procedures (Version 1.0) <http://ieee802.org/16/ipr/patents/policy.html>, including the statement "IEEE standards may include the known use of patent(s), including patent applications, if there is technical justification in the opinion of the standards-developing committee and provided the IEEE receives assurance from the patent holder that it will license applicants under reasonable terms and conditions for the purpose of implementing the standard."</p> <p>Early disclosure to the Working Group of patent information that might be relevant to the standard is essential to reduce the possibility for delays in the development process and increase the likelihood that the draft publication will be approved for publication. Please notify the Chair <mailto:r.b.marks@ieee.org> as early as possible, in written or electronic form, of any patents (granted or under application) that may cover technology that is under consideration by or has been approved by IEEE 802.16. The Chair will disclose this notification via the IEEE 802.16 web site <http://ieee802.org/16/ipr/patents/notices>.</p>	

RSSI Measurements

Choong Il Yeh, Hyoung Soo Lim, Dong Seung Kwon (ETRI)

Background

IEEE P802.16-REVd/D2-2003 describes two kinds of signal quality measurements, RSSI (receive signal strength indicator) and CINR (carrier-to-interference-and-noise ratio). The document explains one possible method to estimate the CINR but it does not explain the method to estimate the RSSI. Thus, we provide a convenient and accurate method to estimate the RSSI for consistency and completeness of the document.

RSSI Measurement Algorithm

Fig. 1 shows the receiver structure from the receive antenna to the ADC. (analog-to-digital converter)

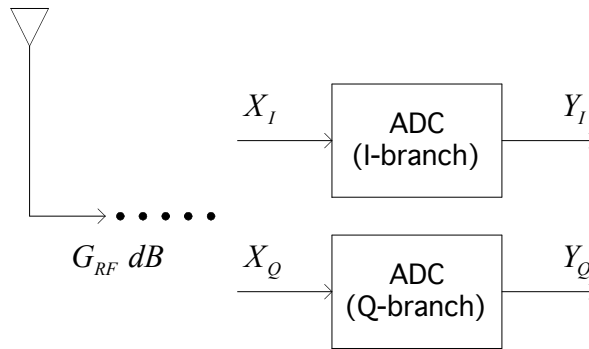


Fig. 1: Receiver structure from the receive antenna to the ADCs

It is possible to estimate the RSSI at the output of ADC. The probability density functions at the inputs of ADCs and the outputs of ADCs are approximately Gaussian with zero mean. So the following expressions can be satisfied

$$\sigma_{X_I}^2 = \sigma_{X_Q}^2 = \sigma_X^2 \text{ and } \sigma_{Y_I}^2 = \sigma_{Y_Q}^2 = \sigma_Y^2.$$

The input power to the ADCs is given by

$$P_{in,ADC} = \frac{\sigma_{X_I}^2}{R} + \frac{\sigma_{X_Q}^2}{R} = \frac{2\sigma_X^2}{R} \text{ Watt}$$

where R is the input resistance of ADC.

If we assume the number of bits and the input clip level of the ADC to be B and V_c respectively, then the relationship

between σ_X^2 and σ_Y^2 is $\sigma_Y^2 = k^2 \sigma_X^2$ where $k = \frac{2^{B-1}}{V_c}$.

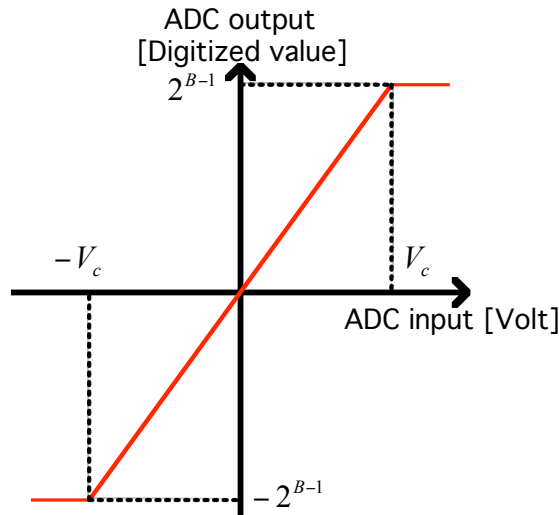


Fig. 2: The input/output relationship of ADC

For zero mean Gaussian random variable Z , is is satisfied that (See Appendix A)

$$E^2 \{ |Z| \} = 0.6366 \sigma_Z^2.$$

Thus, the power at the ADC can be calculated by

$$P_{in,ADC} = \frac{2\sigma_X^2}{R} = \frac{2\sigma_Y^2}{k^2 R} = \frac{2E^2 \{ |Y| \}}{0.6366 k^2 R} = \frac{8V_c^2 E^2 \{ |Y| \}}{0.6366 (2^{2B}) R} \text{ Watt}$$

where $E \{ |Y_I| \} = E \{ |Y_Q| \} = E \{ |Y| \}$

Thus, the RSSI at the antenna connection can be given by

$$RSSI = 10^{-\frac{G_{rf}}{10}} \frac{1.2567 \times 10^4 V_c^2}{(2^{2B}) R} \left(\frac{1}{N} \sum_{n=0}^{N-1} |Y_{I \text{ or } Q}[k, n]| \right)^2 \text{ mWatt}$$

where $Y_{I \text{ or } Q}[k, n]$ is the n th sample at the ADC output of I or Q-branch within signal k and G_{rf} is the analog gain from antenna connector to ADC input.

Fig. 3 is all the required hardware to estimate RSSI according to the discussed algorithm.

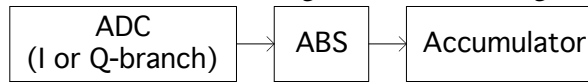


Fig. 3: Required hardware to estimate RSSI

Proposed Changes

[add the following to sections 8.4.11.2 at the end of line #38]

One possible method to estimate the RSSI of a single signal at the antenna connector is given by

$$RSSI = 10^{-\frac{G_{rf}}{10}} \frac{1.2567 \times 10^4 V_c^2}{(2^{2B}) R} \left(\frac{1}{N} \sum_{n=0}^{N-1} |Y_{I \text{ or } Q}[k, n]| \right)^2 \text{ mWatt}$$

where

- B ADC precision, number of bits of ADC
- R ADC input resistance [Ohm]
- V_c ADC input clip level [Volts]
- G_{rf} Analog gain from antenna connector to ADC input
- $Y_{I \text{ or } Q}[k, n]$ n th sample at the ADC output of I or Q-branch within signal k

Appendix A

For the Gaussian random variable Z , the probability density function for Z is given by

$$f_Z(z) = \frac{1}{\sqrt{2\pi\sigma^2}} \exp \left[-\frac{(z-m)^2}{2\sigma^2} \right]$$

where σ is the standard deviation and m is the mean.

Since $E \{ |Z - m| \} = \sqrt{\frac{2}{\pi}} \sigma$, $E^2 \{ |Z| \} = \frac{2}{\pi} \sigma^2 = 0.6366 \sigma^2$.