

Project	<b>IEEE 802.16 Broadband Wireless Access Working Group</b> < <a href="http://ieee802.org/16">http://ieee802.org/16</a> >	
Title	Hierarchical Preamble Design for 128, 512 and 1024 point FFT sizes in the OFDMA PHY Layer	
Date Submitted	<b>2004-08-17</b>	
Source(s)	Anand Dabak, Srinath Hosur and David Magee Texas Instruments 12500 TI Boulevard, MS 8649 Dallas, TX 75243	<a href="mailto:hosur@ti.com">hosur@ti.com</a> <a href="mailto:dabak@ti.com">dabak@ti.com</a> <a href="mailto:magee@ti.com">magee@ti.com</a>
Re:	Contribution to the IEEE P802.16e Preamble Ad-Hoc committee	
Abstract	The purpose of this document is to propose a simplified synchronization and decoding method for the OFDMA PHY using hierarchical sequences in the preamble. The encoder and decoder are described in this document and sequences for 128, 512 and 1024 point FFT lengths are proposed. Correlation and cross-correlation figures are also provided.	
Purpose	Adoption	
Notice	This document has been prepared to assist IEEE 802.16. It is offered as a basis for discussion and is not binding on the contributing individual(s) or organization(s). The material in this document is subject to change in form and content after further study. The contributor(s) reserve(s) the right to add, amend or withdraw material contained herein.	
Release	The contributor grants a free, irrevocable license to the IEEE to incorporate text contained in this contribution, and any modifications thereof, in the creation of an IEEE Standards publication; to copyright in the IEEE's name any IEEE Standards publication even though it may include portions of this contribution; and at the IEEE's sole discretion to permit others to reproduce in whole or in part the resulting IEEE Standards publication. The contributor also acknowledges and accepts that this contribution may be made public by IEEE 802.16.	
Patent Policy and Procedures	<p>The contributor is familiar with the IEEE 802.16 Patent Policy and Procedures (Version 1.0) &lt;<a href="http://ieee802.org/16/ipr/patents/policy.html">http://ieee802.org/16/ipr/patents/policy.html</a>&gt;, including the statement "IEEE standards may include the known use of patent(s), including patent applications, if there is technical justification in the opinion of the standards-developing committee and provided the IEEE receives assurance from the patent holder that it will license applicants under reasonable terms and conditions for the purpose of implementing the standard."</p> <p>Early disclosure to the Working Group of patent information that might be relevant to the standard is essential to reduce the possibility for delays in the development process and increase the likelihood that the draft publication will be approved for publication. Please notify the Chair &lt;<a href="mailto:r.b.marks@ieee.org">mailto:r.b.marks@ieee.org</a>&gt; as early as possible, in written or electronic form, of any patents (granted or under application) that may cover technology that is under consideration by or has been approved by IEEE 802.16. The Chair will disclose this notification via the IEEE 802.16 web site &lt;<a href="http://ieee802.org/16/ipr/patents/notices">http://ieee802.org/16/ipr/patents/notices</a>&gt;.</p>	

# Hierarchical Preamble Design for 128, 512 and 1024 point FFT sizes in the OFDMA PHY Layer

Anand Dabak, Srinath Hosur and David Magee  
Texas Instruments

## 1. Introduction

The current 802.16-2004 preamble for the OFDMA PHY has been designed primarily for fixed wireless deployment [1]. Given the current number of cell IDs and segments in the pending standard, the SS (Subscriber Station) must perform correlations with 96 different frequency-domain PN (pseudo-noise) sequences to determine the relevant information (cell ID and segment). Furthermore, if the SS synchronization is performed in time domain, due to the lack of timing and frequency offset information, this will require a correlator that operates on complex valued data. This configuration is not desirable for mobile applications where power consumption is of primary concern and the cell identification and selection can occur frequently.

In this contribution, we propose a three stage approach to BS synchronization similar to the technique used in the 3G cellular standards. The first stage consists of acquiring the timing to a preamble common to all the base-stations. Using this timing information, correlations are performed with base station specific secondary preamble, which indicates the BS group. The BS specific preambles within the particular BS group are then searched in the third stage to synchronize to the base station.

This contribution also offers a time-domain hierarchical preamble that greatly reduces the overall complexity of the MSS (Mobile Subscriber Station) synchronization algorithm. The time domain hierarchical preambles facilitate time domain synchronization to obtain both timing and BS group information by replacing complex multiplies with additions and reduces the number of sequences for the frequency-domain correlation process required to determine the cell ID and segment.

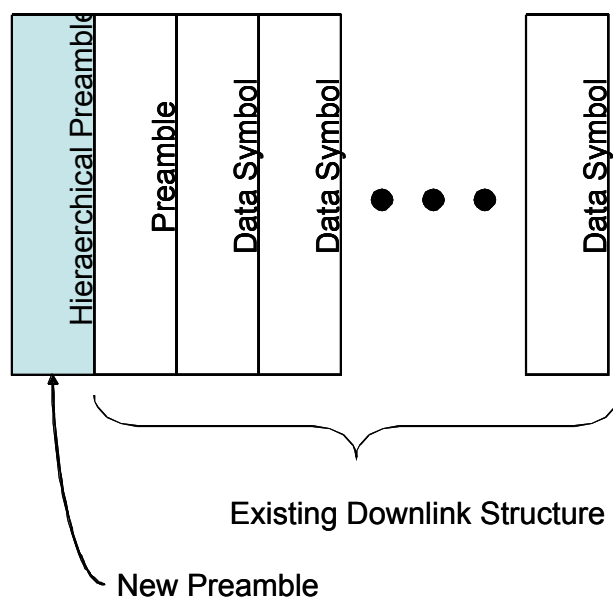


Figure 1. Modified Downlink Transmission Structure

The modified structure for the downlink transmission is shown in Figure 1. Notice that an additional preamble has been pre-pended to the existing downlink transmission structure to form the modified structure. This new structure is backwards compatible with the 802.16-2004 preamble and can be used to simplify the search process for the transmitted PN sequence using hierarchical sequences. Furthermore, the hierarchical sequences can be designed so that synchronization can occur in conjunction with the cell ID and segment decoding process. The following section describes the encoding and decoding process in detail.

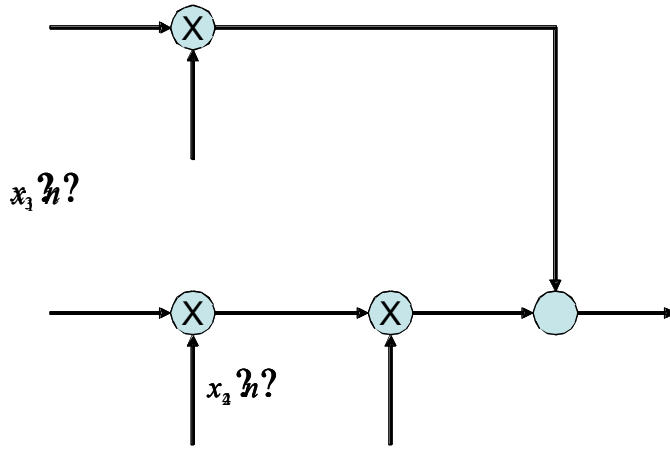


Figure 2. Hierarchical Encoder

## 2. Hierarchical Encoding and Decoding

The basic premise behind hierarchical sequences is to partition the encoding process at the transmitter into a hierarchy so that the complexity of the decoding process at the receiver is reduced. For this contribution, the hierarchical sequences consist of two binary sequences (i.e. all elements are of the set  $\{-1,1\}$ )  $x_1[n]$  and  $x_2[n]$  of length  $N_1$  and  $N_2$ , respectively. Mathematically, a hierarchical sequence  $s[n]$  of length  $N = N_1 * N_2$  can be expressed as

$$s[n] = x_1[n \text{ div } n_2] * x_2[n \text{ mod } n_2] \quad (1)$$

where  $n=0, \dots, N-1$ . Notice that the construction of the hierarchical sequence  $s[n]$  is identical to spreading the data stream  $x_1[n]$  by the spreading sequence  $x_2[n]$ .

Figure 2 shows a block diagram of the encoding process at the transmitter. The primary sequence,  $x_p[n]$ , is created by spreading the  $x_1[n]$  sequence by  $x_2[n]$ . Similarly, the secondary sequence,  $x_s[n]$ , is created by spreading the  $x_3[n]$  sequence by  $x_4[n]$  and then multiplying the result by a Hadamard sequence  $h[i]$  to make it orthogonal to the primary sequence. For the spreading sequence for the 128, 512 and 1024 point FFT sizes in the OFDMA PHY, see Table X. Notice that the Ad-Hoc committee must still determine the mapping of the cell ID and segment to the secondary spreading sequence  $x_4[n]$ .

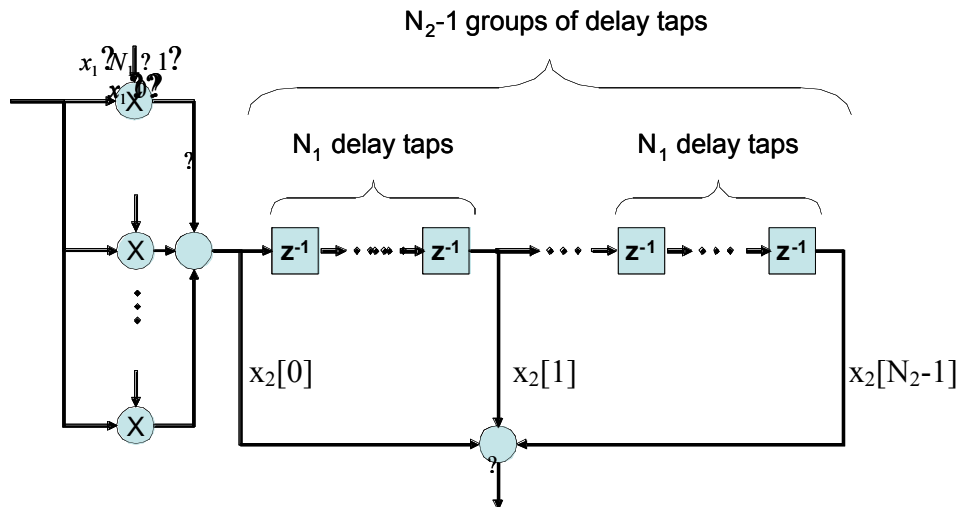
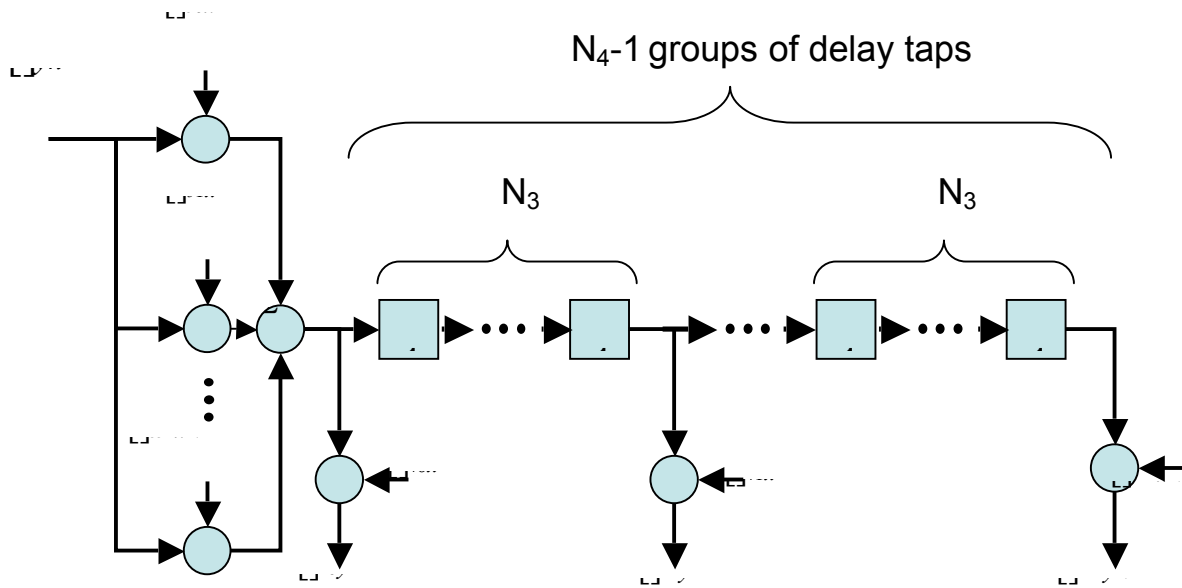


Figure 3. Hierarchical Decoder for Primary Sequence

Figure 3 shows a block diagram of the decoding process for the primary sequence at the receiver. The complex-valued received data,  $y[n]$ , is first correlated with the  $x_1[n]$  sequence. Notice that the operation is just a sequence of additions and subtractions due to the binary nature of  $x_1[n]$ . After the summation, the result is passed through a sequence of delay taps that are summed at intervals of  $N_1$  data values. The final summation result can then be used to synchronize the receiver. This receiver architecture involved only  $2(N_1 + N_2)$  real additions and is much simpler than the existing frequency-domain approach that is implied by the 802.16-2004 standard. Typical numbers for  $N_1$ ,  $N_2$  for different lengths are given in table below.

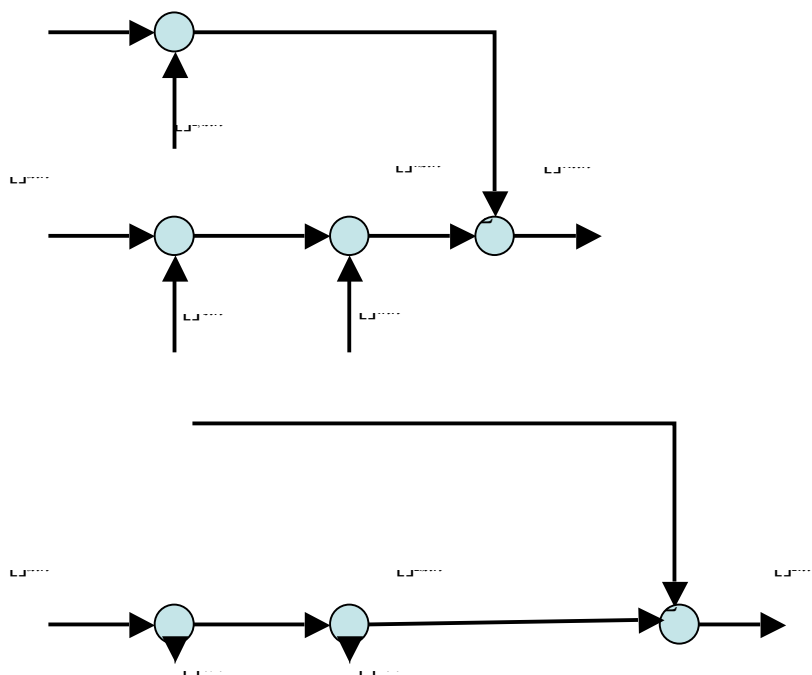
Table 1: The typical values of  $N_1$ ,  $N_2$  and the number of additions per shift of the primary synchronization preamble correlation.

Length	$N_1$	$N_2$	Total additions per shift
128	16	8	48
512	32	16	96
1024	32	32	128



**Figure 4. Hierarchical Decoder for the Secondary Sequence**

To determine the cell ID and the segment, the secondary sequence must be decoded at the receiver. Figure 4 shows a block diagram of the decoding process. The complex-valued received data,  $y[n]$ , is first correlated with the  $x_3[n]$  sequence. Notice that the operation is just a sequence of additions and subtractions due to the binary nature of  $x_3[n]$ . After the summation, the result at intervals of  $N_3$  data values is then multiplied by a Hadamard transform matrix to determine the correlations due to all the secondary sequences. With a known mapping of the secondary sequences, the cell ID and the segment can be determined at the receiver. The receiver then needs to search only for the BS specific preambles within the BS group indicated by the secondary synchronization preamble.



**Figure 5. Hierarchical Encoder for MIMO**

### 3. Extension to MIMO

The hierarchical encoding and decoding structure given in Figure 2, Figure 3 and Figure 4 can be extended to MIMO (Multiple-Input, Multiple-Output) systems. Figure 5 shows the extension of the hierarchical sequences to a MIMO with two transmit paths. The second Hadamard sequence,  $h_2[n]$ , is chosen with good correlation properties with respect to the first Hadamard sequence,  $h_1[n]$ . This structure can be extended to additional transmit paths by determined additional Hadamard sequences.

### 4. Different codes and their properties

In this section we give the base sequences to generate the primary and secondary sequences for different lengths, 128, 512 and 1024. We also show some of the auto and cross correlation properties for these sequences.

Length 128:

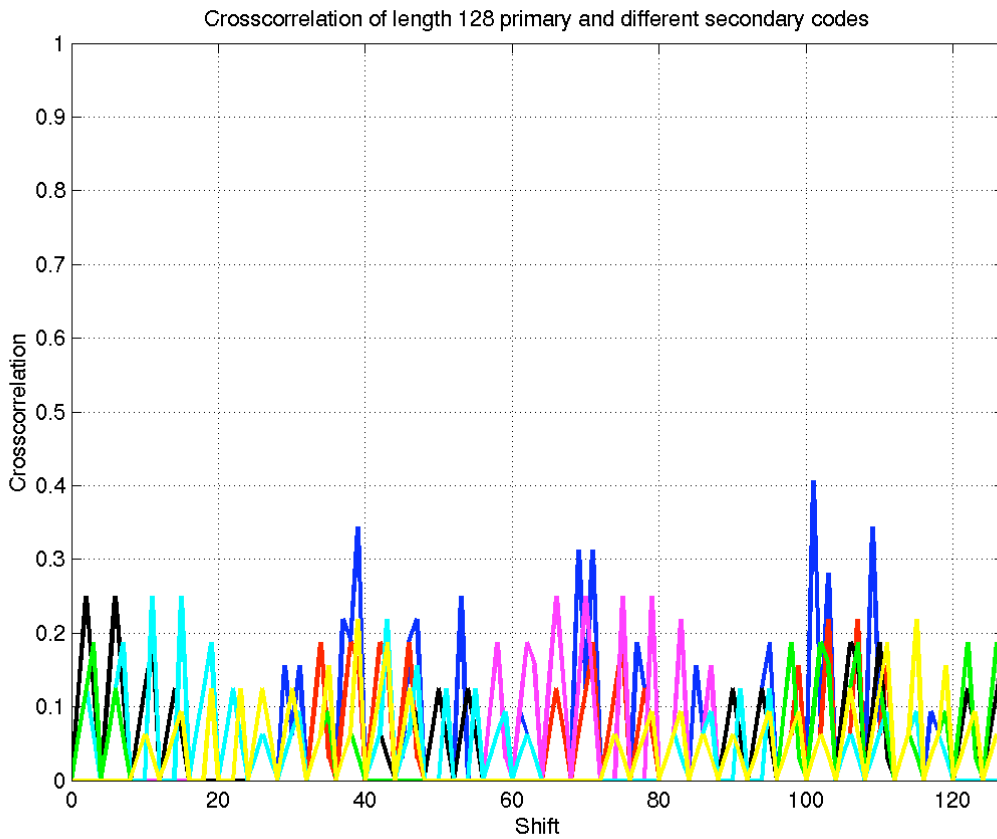
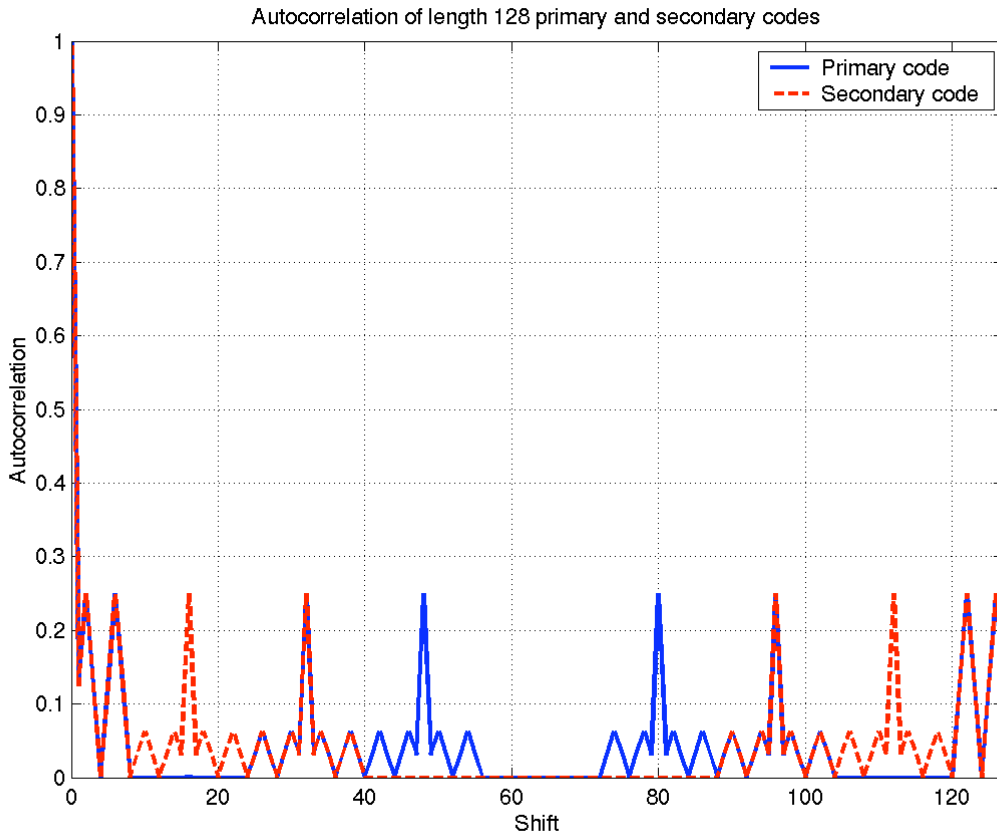
$$\begin{aligned} x1 &= [1 \ 1 \ 1 \ 1 \ -1 \ -1 \ 1 \ 1 \ -1 \ -1 \ 1 \ 1 \ -1 \ 1 \ 1 \ 1]; \\ x2 &= [1 \ -1 \ -1 \ -1 \ 1 \ 1 \ -1 \ 1]; \\ x3 &= [1 \ -1 \ -1 \ -1 \ -1 \ -1 \ 1 \ -1 \ 1 \ -1 \ -1 \ 1 \ 1 \ -1 \ -1 \ 1]; \\ x4 &= [1 \ -1 \ 1 \ 1 \ -1 \ -1 \ -1 \ 1]; \end{aligned}$$

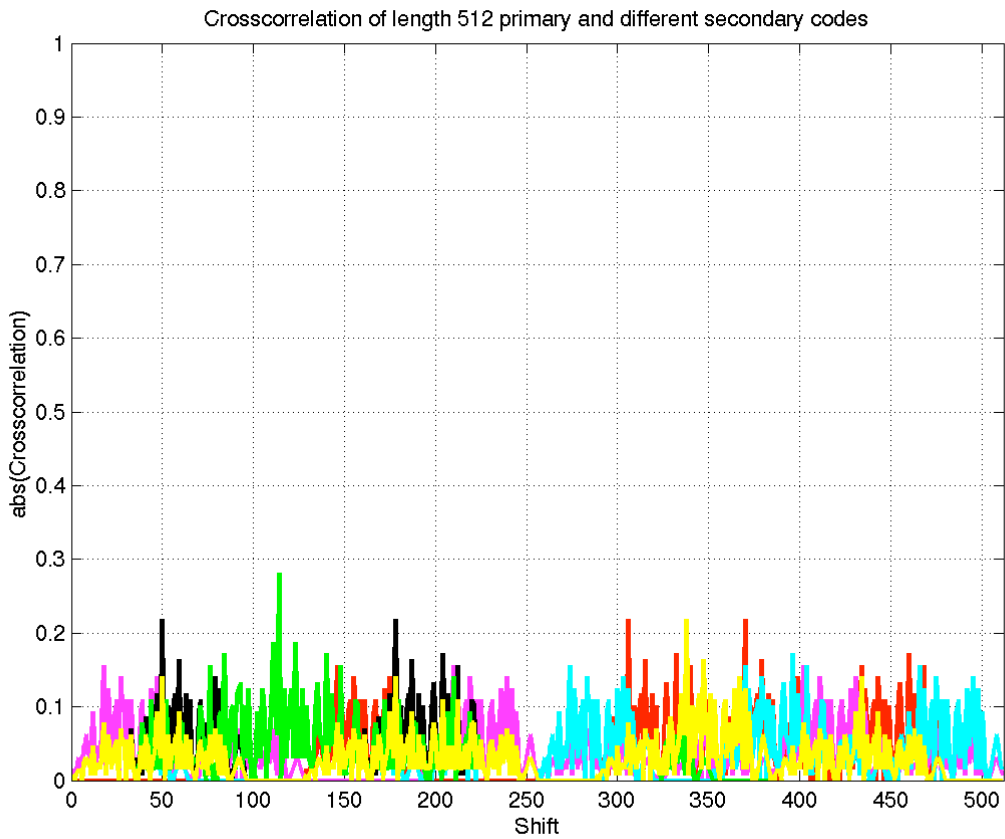
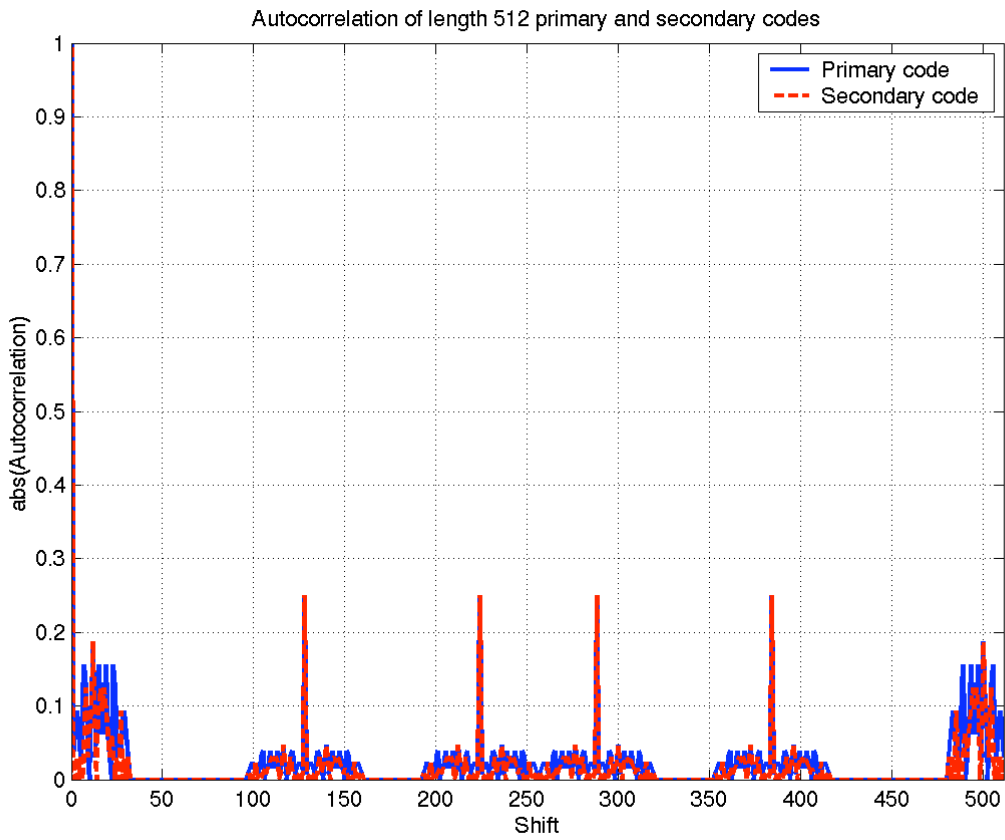
Length 512:

$$\begin{aligned} x1 &= [-1 \ -1 \ -1 \ -1 \ 1 \ -1 \ -1 \ 1 \ -1 \ -1 \ 1 \ 1 \ -1 \ -1 \ 1 \ 1 \ 1 \ 1 \ 1 \ -1 \ -1 \ -1 \ 1 \ 1 \ -1 \ 1 \ 1 \ 1 \ 1 \ 1 \ 1 \ 1]; \\ x2 &= [1 \ 1 \ 1 \ -1 \ 1 \ 1 \ -1 \ -1 \ 1 \ -1 \ -1 \ -1 \ -1 \ 1]; \\ x3 &= [-1 \ -1 \ -1 \ -1 \ 1 \ 1 \ -1 \ -1 \ 1 \ -1 \ -1 \ 1 \ 1 \ 1 \ 1 \ -1 \ 1 \ 1 \ 1 \ -1 \ -1 \ -1 \ 1 \ -1 \ 1 \ -1 \ 1 \ 1 \ -1 \ 1 \ -1]; \\ x4 &= [1 \ -1 \ -1 \ -1 \ -1 \ 1 \ -1 \ 1 \ -1 \ -1 \ 1 \ 1 \ -1 \ 1 \ 1 \ 1]; \end{aligned}$$

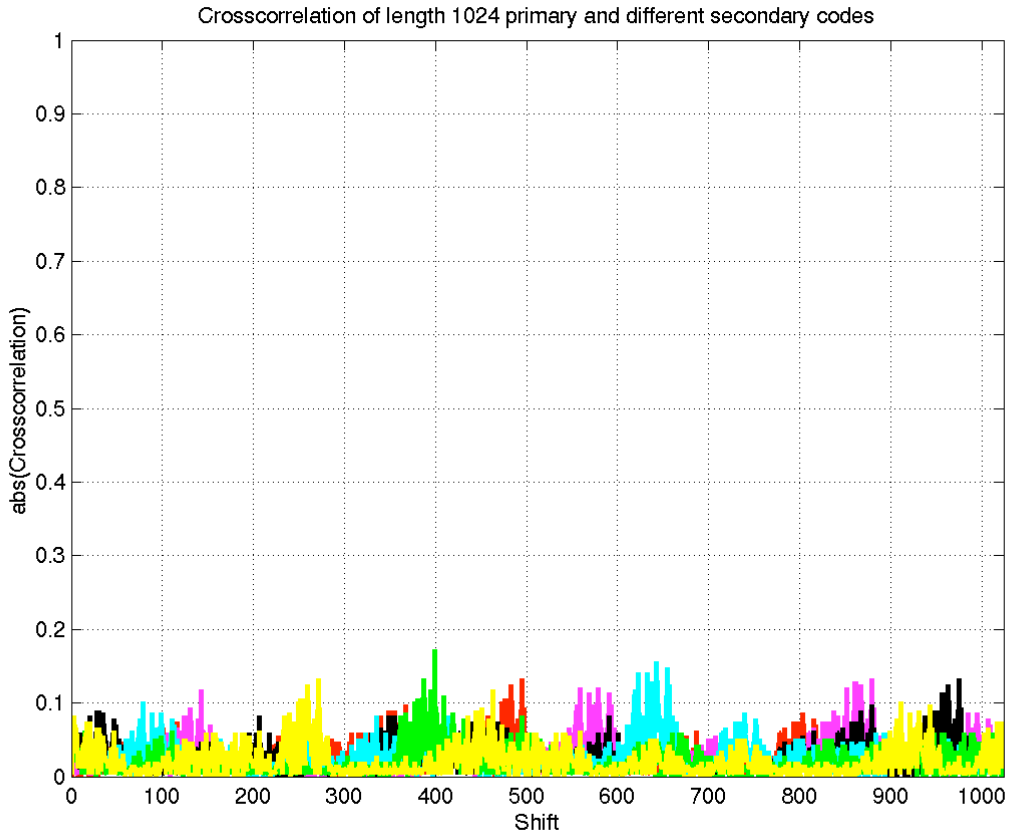
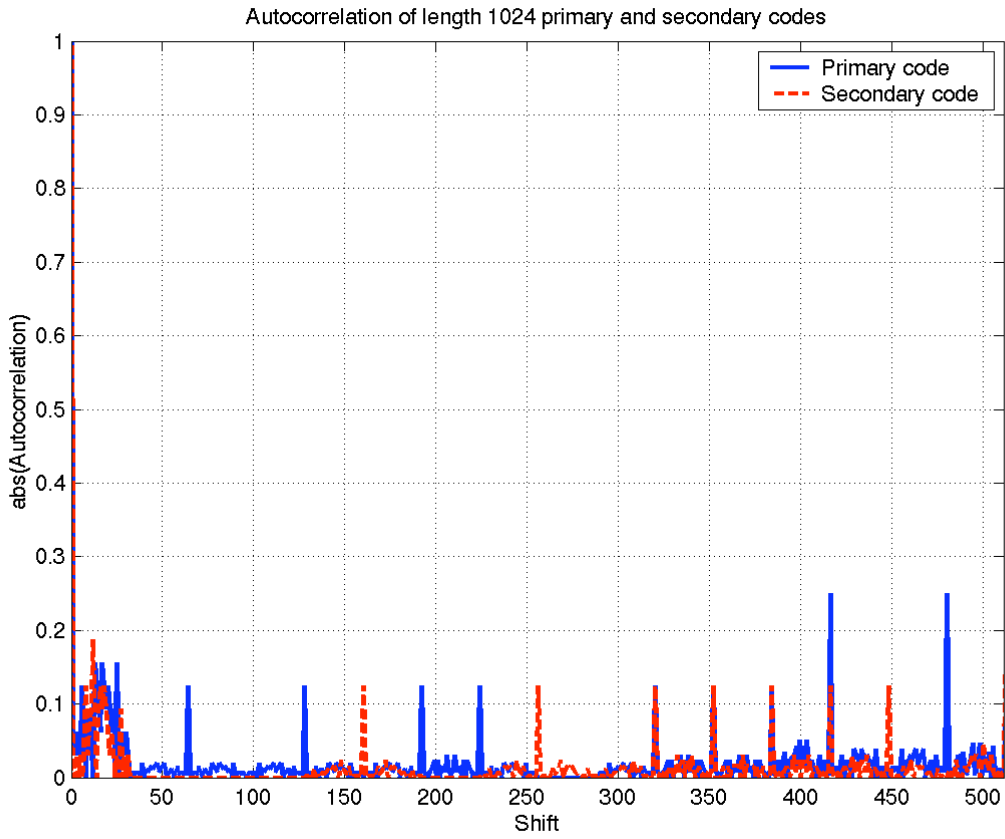
Length 1024:

$$\begin{aligned} x1 &= [-1 \ -1 \ -1 \ -1 \ 1 \ -1 \ -1 \ 1 \ -1 \ -1 \ 1 \ 1 \ -1 \ -1 \ 1 \ 1 \ 1 \ 1 \ 1 \ -1 \ -1 \ -1 \ 1 \ 1 \ -1 \ 1 \ 1 \ 1 \ 1 \ 1 \ 1 \ 1 \ 1 \ 1]; \\ x2 &= [-1 \ -1 \ -1 \ -1 \ 1 \ -1 \ -1 \ 1 \ -1 \ -1 \ 1 \ 1 \ -1 \ -1 \ 1 \ 1 \ 1 \ 1 \ 1 \ -1 \ -1 \ -1 \ 1 \ -1 \ 1 \ 1 \ 1 \ 1 \ -1 \ 1 \ -1 \ 1 \ 1]; \\ x3 &= [-1 \ -1 \ -1 \ -1 \ 1 \ 1 \ -1 \ -1 \ 1 \ -1 \ -1 \ 1 \ 1 \ 1 \ 1 \ -1 \ 1 \ 1 \ 1 \ -1 \ -1 \ -1 \ 1 \ -1 \ 1 \ -1 \ 1 \ 1 \ -1 \ 1 \ -1]; \\ x4 &= [-1 \ -1 \ -1 \ -1 \ 1 \ 1 \ -1 \ -1 \ 1 \ -1 \ 1 \ 1 \ 1 \ 1 \ -1 \ 1 \ 1 \ 1 \ -1 \ -1 \ -1 \ 1 \ -1 \ 1 \ -1 \ 1 \ 1 \ -1 \ 1 \ -1]; \end{aligned}$$









## 5. Proposed Text Changes

To be determined by the 802.16e Preamble Ad-Hoc committee.

## 6. References

1. *Draft IEEE Standard for Local and Metropolitan Area Networks Part 16: Air Interface for Fixed Broadband Wireless Access Systems*, IEEE P802.16-REVd/D5-2004, May 2004.
- 2.