

Project	IEEE 802.16 Broadband Wireless Access Working Group < http://ieee802.org/16 >	
Title	MIMO differential modulations	
Date Submitted	2004-11-14	
Source:	Wen Tong, Peiying Zhu, Ming Jia, Jianglei Ma ,Mo-Han Fong, Hang Zhang ,Brian Johnson Nortel Networks 3500 Carling Avenue Ottawa, ON. K2H 8E9 CANADA	Voice: (613)-763-1315 Fax: (613)-765-7723 wentong@nortelnetworks.com
Re:	Response to .16e sponsor ballot call for comments	
Abstract	Scattered pilot based channel estimation is a challenge in the very low SNR reception, in addition for the MIMO transmission case, with the limited scattered pilot density, in certain deployment scenario, the channel estimation is also a challenge task. In this contribution, we expand the MIMO transmission into differential modulation format such that it enables the MSS receiver to perform space time coded MIMO signal reception without the need for channel estimation. The update is in blue font.	
Purpose	To incorporate the changes here proposed into the 802.16e D6 draft.	
Notice	This document has been prepared to assist IEEE 802.16. It is offered as a basis for discussion and is not binding on the contributing individual(s) or organization(s). The material in this document is subject to change in form and content after further study. The contributor(s) reserve(s) the right to add, amend or withdraw material contained herein.	
Release	The contributor grants a free, irrevocable license to the IEEE to incorporate material contained in this contribution, and any modifications thereof, in the creation of an IEEE Standards publication; to copyright in the IEEE's name any IEEE Standards publication even though it may include portions of this contribution; and at the IEEE's sole discretion to permit others to reproduce in whole or in part the resulting IEEE Standards publication. The contributor also acknowledges and accepts that this contribution may be made public by IEEE 802.16.	
Patent Policy and Procedures	The contributor is familiar with the IEEE 802.16 Patent Policy and Procedures < http://ieee802.org/16/ipr/patents/policy.html >, including the statement "IEEE standards may include the known use of patent(s), including patent applications, provided the IEEE receives assurance from the patent holder or applicant with respect to patents essential for compliance with both mandatory and optional portions of the standard." Early disclosure to the Working Group of patent information that might be relevant to the standard is essential to reduce the possibility for delays in the development process and increase the likelihood that the draft publication will be approved for publication. Please notify the Chair < mailto:chair@wirelessman.org > as early as possible, in written or electronic form, if patented technology (or technology under patent application) might be incorporated into a draft standard being developed within the IEEE 802.16 Working Group. The Chair will disclose this notification via the IEEE 802.16 web site < http://ieee802.org/16/ipr/patents/notices >.	

MIMO differential modulations

1 Introduction

Scattered pilot based channel estimation is a challenge in the very low SNR reception, in addition for the MIMO transmission case, with the limited scattered pilot density, in certain deployment scenario, the channel estimation is also a challenge task. In this contribution, we expand the MIMO transmission into differential modulation format such that it enables the MSS receiver to perform space time coded MIMO signal reception without the need for channel estimation. This not only greatly simplifies the receiver channel estimation complexity, but the space time coding diversity order gain is fully achieved with any loss. The penalty of the differential modulation is consistently 3dB inferior to the ideal coherent demodulation. Therefore the differential MIMO transmission can be employed in the very low CIR reception condition in combination with repetition coding.

2 Differential MIMO modulation and demodulation

We propose to introduce recursive type differential modulation for MIMO modes they are applicable to QPSK constellation. The STC code based differential modulation preserve fully the space time coding gain, with only 3dB penalty compared the ideal coherent STC code. The encoding operation is $Z_i = \frac{1}{\sqrt{2}} Z_{i-1} S_i$ where S_i is the matrix-A (for 2, 3 and 4 transmit antennas) with the element $s_1, s_2 \dots$ as the input symbol. The decoding is $S_i = \frac{1}{\sqrt{2}} S_{i-1} Y_i$ where Y_i is the receiver matrix stacked from the received signal vectors, as we can see from Figure 1, both encoding and decoding is very simple. This is another advantage for the differential STC coding. The typical gain for differential can improve the range dramatically, even with single receive antenna for MSS.

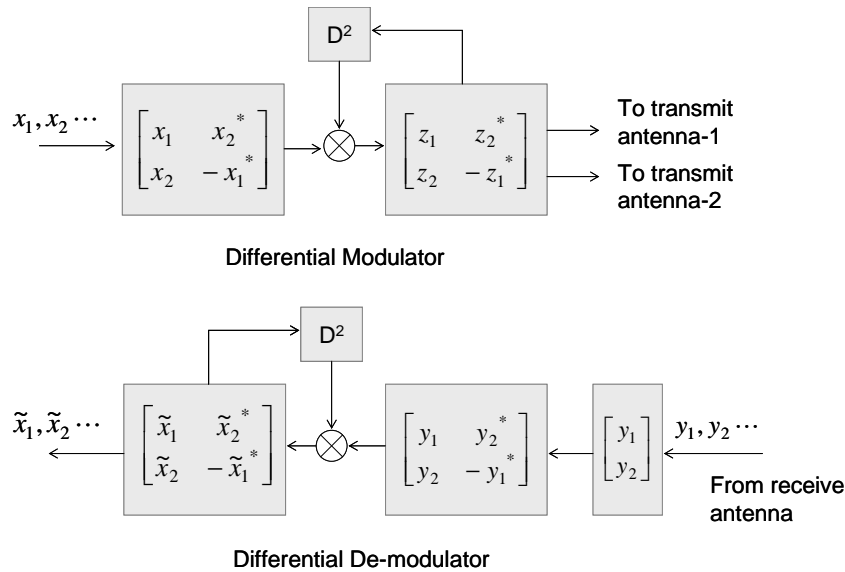


Figure 1 Modulator and demodulator for differential MIMO transmission (2-transmit case)

2.1 Performance Simulation Results

In Figure 2 the differential MIMO for 2x1 and 4x1 transmission is shown. The repetition of 6 is used in concatenation with rate $\frac{1}{2}$ QPSK modulations and CTC encoding. As we can see for very low SNR range the in the absence of scattered pilot for the coherent demodulation, since the maximum benefit of the coherent demodulation over the differential demodulation is 3dB, in practice the channel estimation always contains channel estimation error. However the differential MIMO modulation has the advantage of avoid the channel estimation and provide excellent performance in the very mobility high speed and provide the user bit rate in the deep path loss geometry. Figure 3 clearly demonstrate that after channel fails, the differential MIMO modulation can sustain the data rate throughout into very low SNR region.

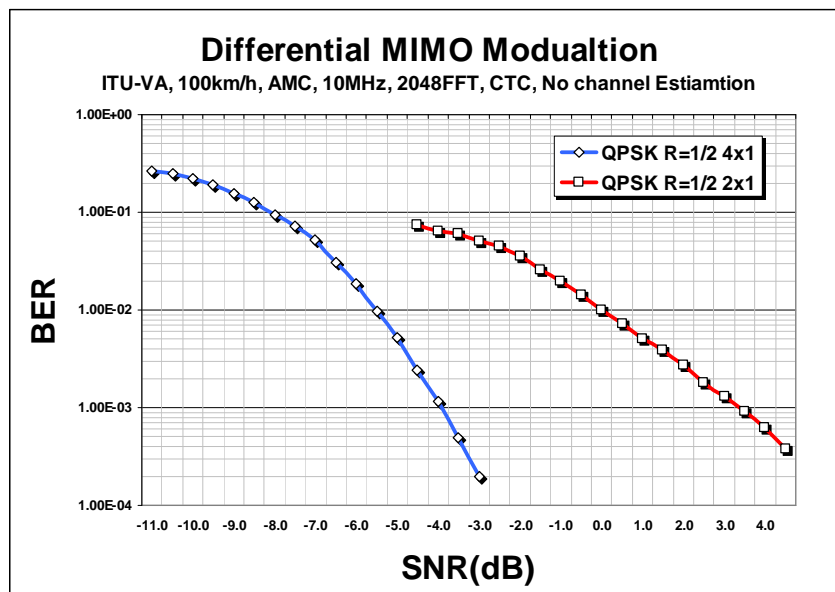


Figure 2 Performance for Differential MIMO Modulation

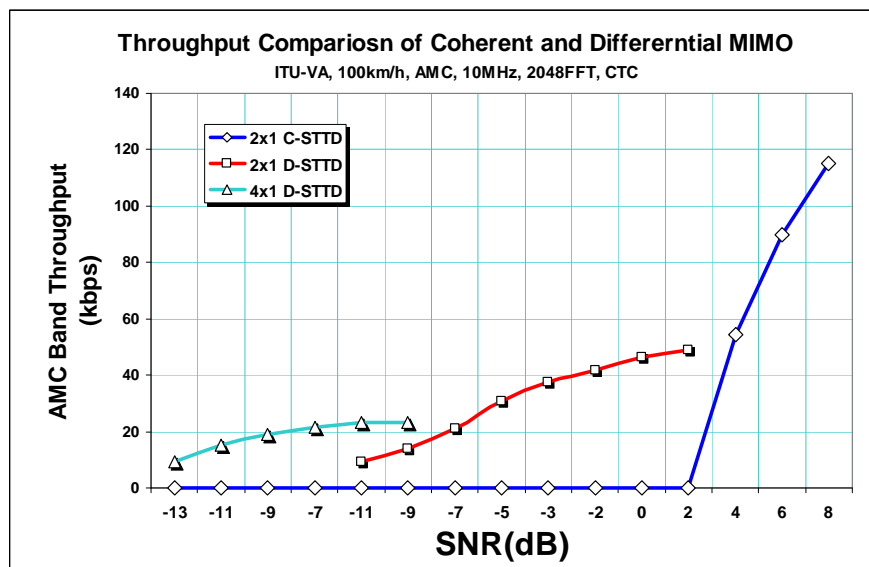


Figure 3 Throughput performance for differential MIMO modulation

3 Specific text changes

[Add the following text into section 8.4.9.4.3.2]

-----Start text proposal-----

Additional optional differential modulations are listed in table zzz-1

Table zzz-1 differential space time code for 2,3 and 4 transmit antennas

<u>Antenna Configuration</u>	<u>Modulation Rule</u>	<u>S_i</u>
<u>2-transmit antenna</u>	<u>$Z_i = \frac{1}{\sqrt{2}} Z_{i-1} S_i$</u>	<u>$S_i = \begin{bmatrix} s_1 & -s_2 \\ s_2 & s_1^* \end{bmatrix}$</u>
<u>3-transmit antenna</u>	<u>$Z_i = \frac{1}{\sqrt{2}} Z_{i-1} S_i$</u>	<u>$S_i = \begin{bmatrix} s_1 & s_2^* & 0 & 0 \\ s_2 & -s_1^* & s_3 & s_4^* \\ 0 & 0 & s_4 & -s_3^* \end{bmatrix}$</u>
<u>4-transmit antenna</u>	<u>$Z_i = \frac{1}{\sqrt{2}} Z_{i-1} S_i$</u>	<u>$S_i = \begin{bmatrix} s_1 & -s_2^* & 0 & 0 \\ s_2 & s_1^* & 0 & 0 \\ 0 & 0 & s_3 & -s_4^* \\ 0 & 0 & s_4 & s_3^* \end{bmatrix}$</u>

-----End text proposal-----

[Add the following text into section 11.8.3.7.2]

-----Start text proposal-----

Type	Length	Value	Scope
151	1	Bit #0: 64-QAM Bit #1: BTC Bit #2: CTC Bit #3: STC Bit #4: AAS Diversity Map Scan Bit #5: AAS Direct Signaling Bit #6: H-ARQ <u>Bit #7: Differential Modulation</u>	SBC-REQ(see 6.3.2.3.23) SBC-RSQ(see 6.3.2.3.24)

-----End text proposal-----