
Shedding Some Light on Coding Gain

**IEEE 10GBASE-T Interim Meeting
January 2004**

**Scott Powell
Broadcom**

**Supported by: Ofir Shalvi TI
Sanjay Kasturia Teranetics**

Shannon Limit & Coding

- **Ideal capacity–achieving system for AWGN channel**
 - Capacity $C_{\text{bit/dim}} = 1/2 \log_2 (1 + \text{SNR}) \rightarrow \text{SNR}_{\text{dB}} \approx 6 \times n \text{ bit/dim}$
 - Example: PAM-8 $\rightarrow 3 \text{ bit/dim}$ requires $\text{SNR}_{\text{dB}} \approx 18\text{dB}$
- **System “A” employing practical modulation & coding**
 - Rate $R_{\text{bit/dim}}(\text{“A”}) = 1/2 \log_2 (1 + \text{SNR} / G(\text{“A”}))$, $G > 1$ (“gap to capacity”) expresses additional SNR required by practical scheme to achieve same rate as capacity-achieving scheme
 - Uncoded modulation: $G_{\text{dB}} \approx 9 \text{ dB @ BER} = 10^{-6}$, $12.3\text{dB @ BER} = 10^{-12}$
 - Maximum possible coding gain is $7.5\text{dB @ } 10^{-6}$ and $10.8\text{dB @ } 10^{-12}$
- **Precoding (Tx) + whitened matched filter (Rcv)**
 - Any linear channel can be transformed into an AWGN-like channel
 - Small penalty if “water-pouring” Tx spectrum not used

Gap to Capacity for PAM (AWGN channel)

- Approximately independent of the number of PAM levels (M large)

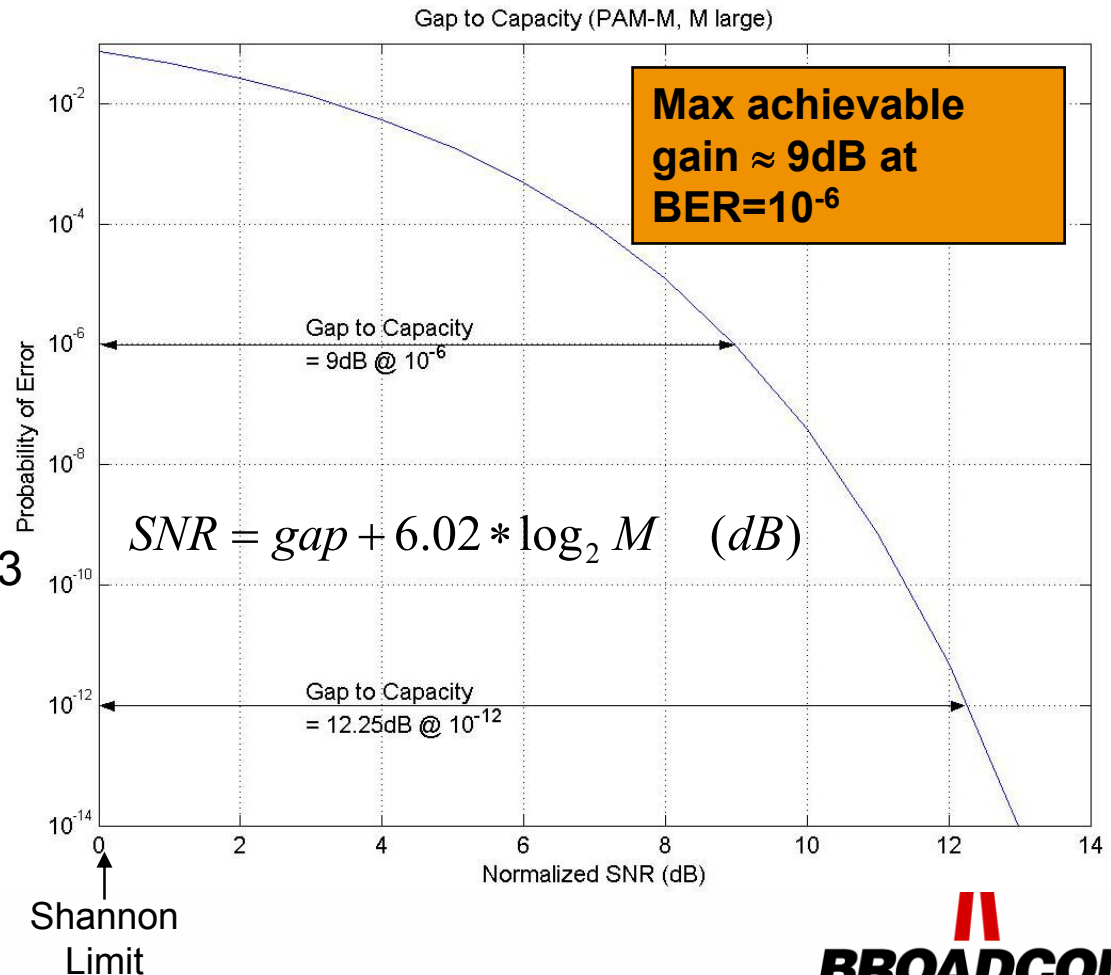
- “normalized”

$$\text{SNR}_{\text{norm}} \equiv \text{SNR}/(M^2-1)$$

- Defines baseline curve for any M-PAM

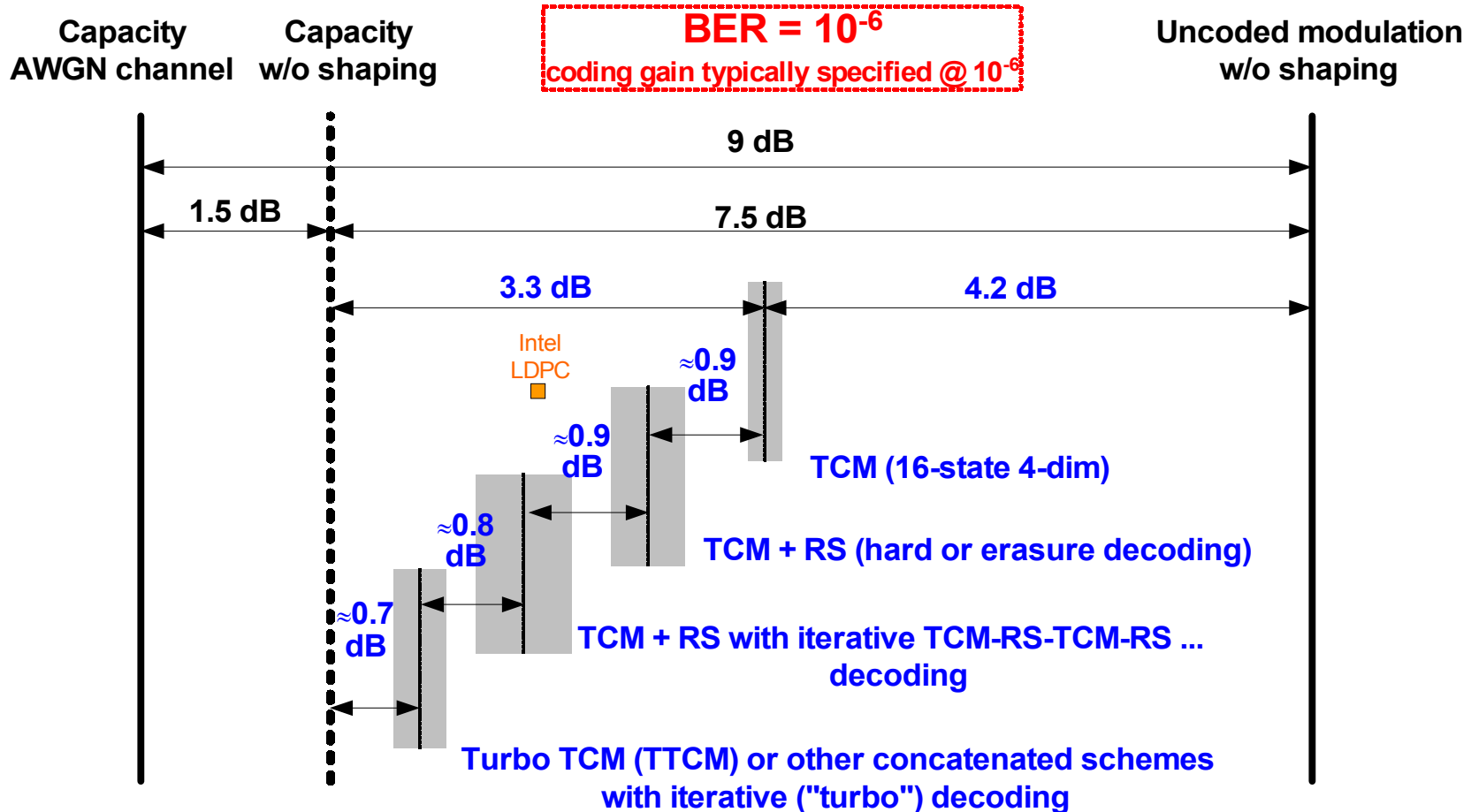
- Example: PAM-8**

- Requires $12.25 + 6.02 \times 3 = 30.3\text{dB}$ to achieve 10^{-12} error rate (uncoded)



Achievable Coding Gain

(slide adapted from "Advanced Downstream Physical Layer for Cable Systems (AdDnPhy)" by G. Ungerboeck presented in Irvine on March 10, 2000)



Practical high-rate coding schemes w/o shaping

Coding Gain of Proposed LDPC Scheme*

* Proposed by Intel in
November 2003 Plenary

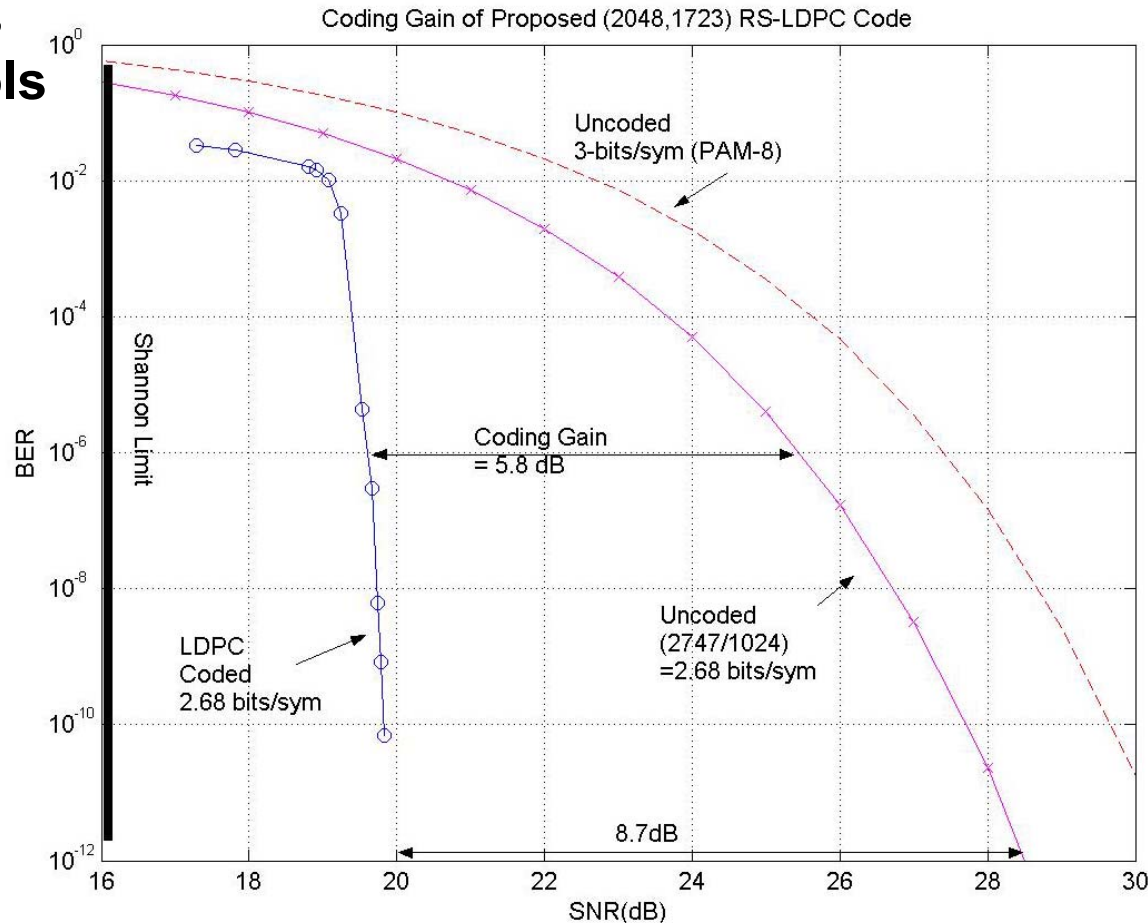
- **Proposed scheme maps 2747 bits to 1024 symbols**

- Effective bits/symbol = $(2747/1024) = 2.68$ bits/sym
- Approximately “PAM-6.5”

- **Coding gain 5.8dB @ BER=10⁻⁶, 8.7dB @ 10⁻¹²**

- **Note: The fact that PAM symbols are simultaneously transmitted over four pairs does not make the code “4-D”**

- Overall error rate will be 4x the error rate of each “1-D” pair



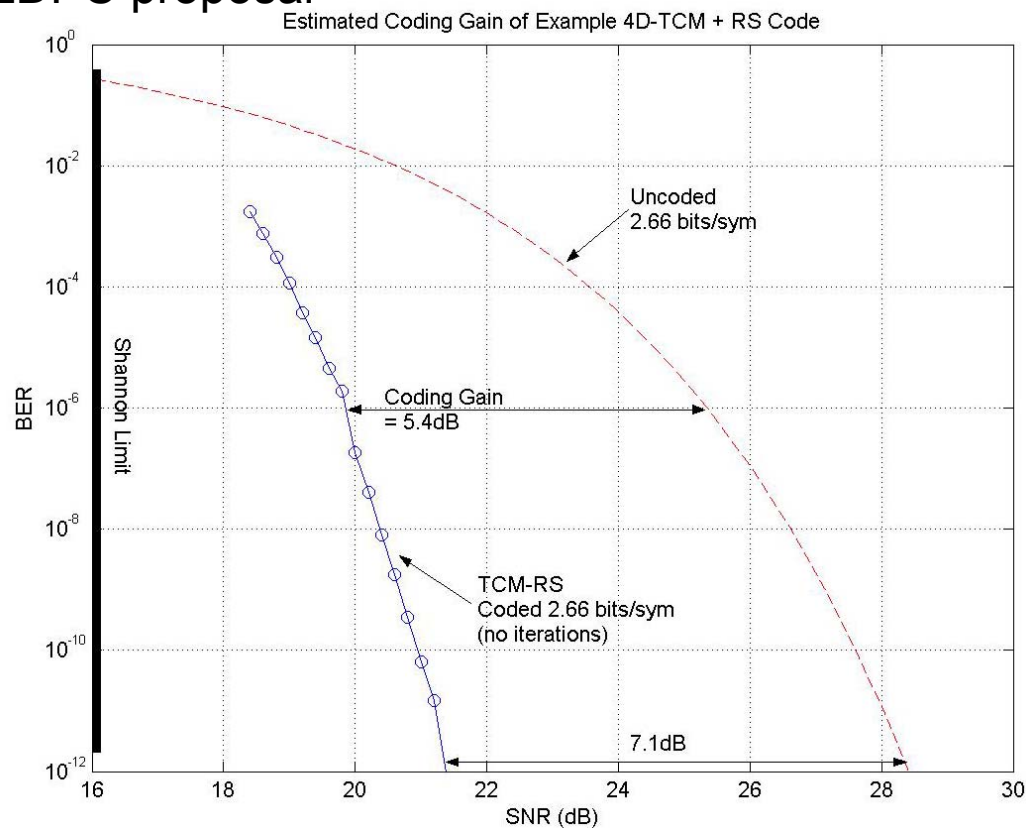
Coding Alternatives

- **More traditional approaches can offer code gains similar to LDPC**
- **Concatenated block + convolutional codes widely used**
 - Reed-Solomon, Viterbi, block/convolutional interleaver
 - Decoding complexity well understood
 - Code performance well proven over several decades of use
 - No “error floor” issues
- **Application-driven latency requirements must also be considered in the coding choice**

Example 1: Traditional Concatenated TCM+RS

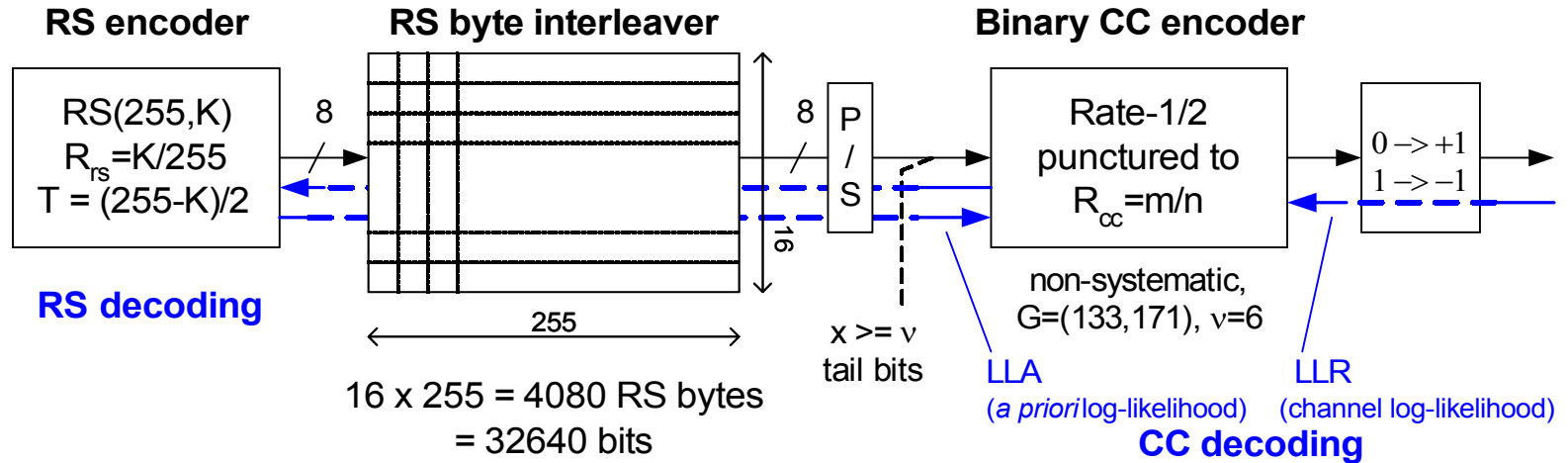
- PAM-8, 16-state 4-D TCM + RS(253,245)
 - Each wire carries 1 dimension (PAM-8) with 2.663 effective bits/sym
 - Approx equal to rate of LDPC proposal
 - Non-iterative, single pass
 - $F_{\text{baud}} = 938.8\text{Mps}$
 - Each 253 byte RS block contains 184 11-bit 4D symbols
 - Estimated coding gain assumes ideal interleaving

***Illustrative example
meant to match the LDPC
rate, not intended as a
proposal**



Example 2: Concatenated RS + Binary CC (RSCC) with Iterative Decoding

System Considered for Optical Application



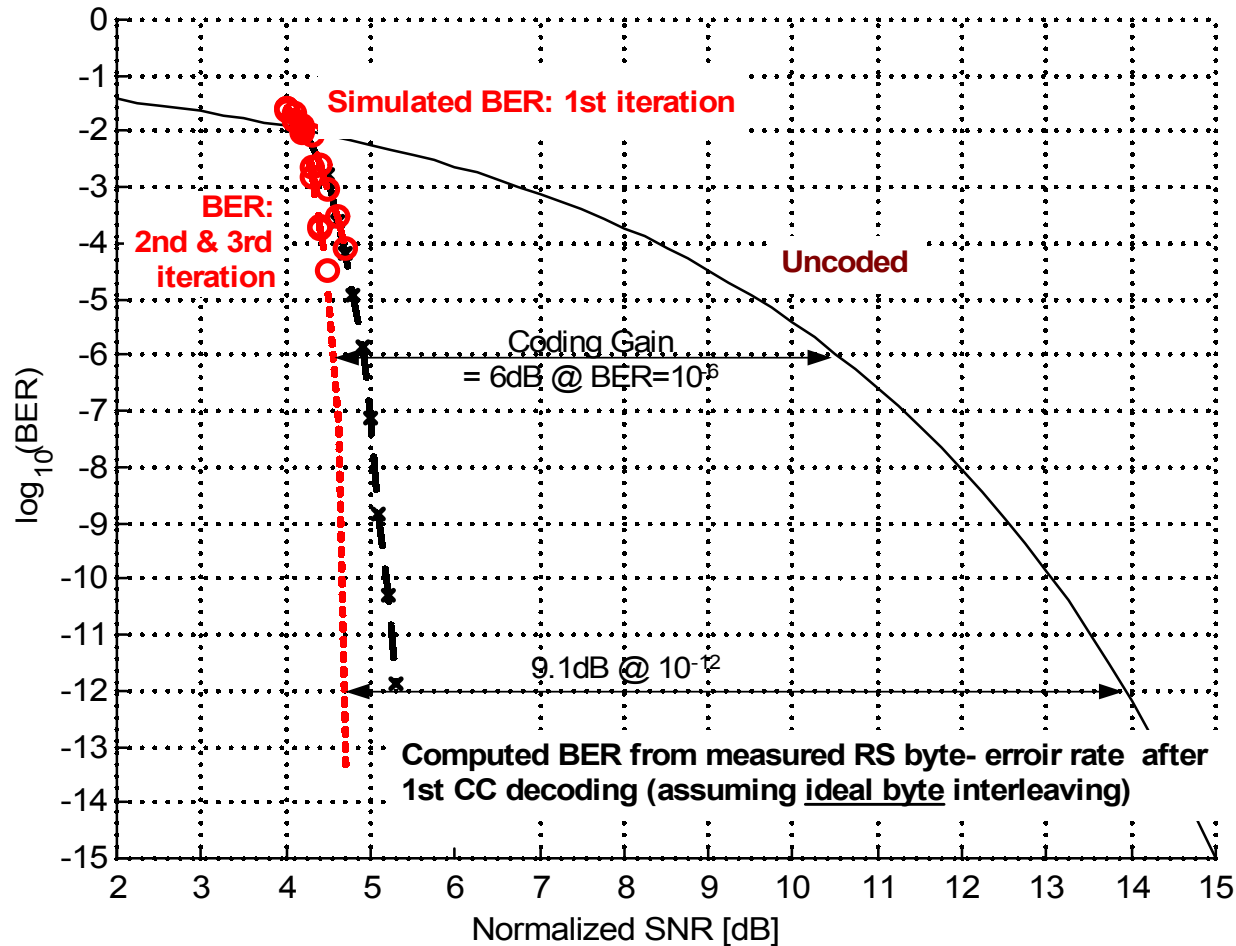
$RS(255, 243), T=6, R_{rs}=0.9529; R_{cc}=9/10 \rightarrow R_c=0.8573$ (14.26%)

Iterative decoding

1. SIHO CC decoding by VA with *a priori* information LLA and channel information LLR
2. De-interleaving and HIHO RS decoding
3. Successfully decoded RS codewords considered reliable, update LLA ; go to 1.

Serially concatenated RS and binary CC (RSCC) with iterative decoding

RS(255,243),T=6 + rate-9/10 64-state CC : $R_c=0.8575$



Conclusions

- **The true coding gain offered by the “LDPC PAM-8” scheme is about 5.8dB @ BER= 10^{-6} , 8.7dB @ 10^{-12}**
- **Similar coding gain may be achieved in other ways with well understood performance and complexity**
 - Straight forward TCM+RS achieves about 7.1 dB @ BER= 10^{-12}
 - Iterative CC+RS achieves over 9dB @ BER= 10^{-12}
- **A decision on the coding scheme for 10GBASE-T must be made on the basis of real coding gains versus carefully evaluated decoding complexity**
 - Latency must also be considered