

COM Study for 15-20 dB Channels of CAUI-4 Chip-to-Chip Link

Mike Peng Li
Altera Corporation

For IEEE 802.3bm

July 15-18, 2013

Purposes

- Explore the solution space and technical feasibility for CAUI-4 chip-to-chip (C2C) 15-20 dB channels using 802.3bj COM (a channel compliance simulator) under the assumptions of
 - Tx FIR + Rx CTLE equalizations
 - No FEC
 - BER at 1e-15
 - A measured 15dB, and 20 dB (IL) channel with xtalk and ILD

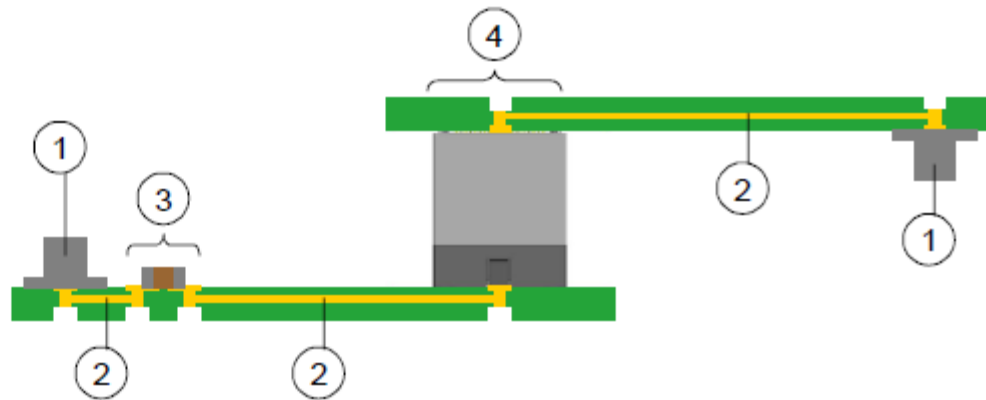
Background and Motivation

- Study 1 based on a 20 dB ([1]) synthesized channel with IL and xtalk was presented in Jan meeting.
- Study 2 based on a 13 dB and a 15 dB ([2]) measured channels with IL, ILD, and xtalk were presented in March meeting.
- Study 3 based on a 20 dB ([3]) measured channel with IL, ILD, and xtalk were presented in May meeting.
- [1],[2],[3] have shown the technical feasibility and solution margin for 15-20 dB IL channels for CAUI4 c2c, using the Altera HSIO link simulator.
- This study (study 4) focuses on 15-20 dB measured channels, with ILD, and xtalk, using the 802.3bj COM, 2.1_v02

I. Channel Consideration

A 20 dB C2C Channel Topology

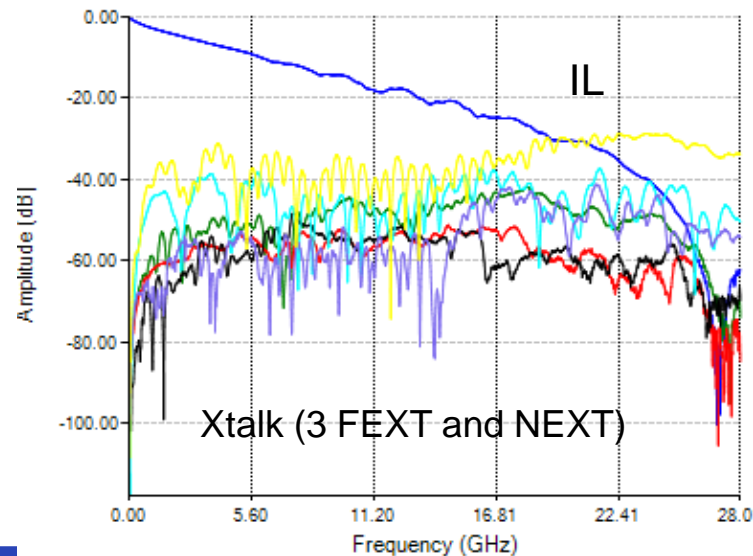
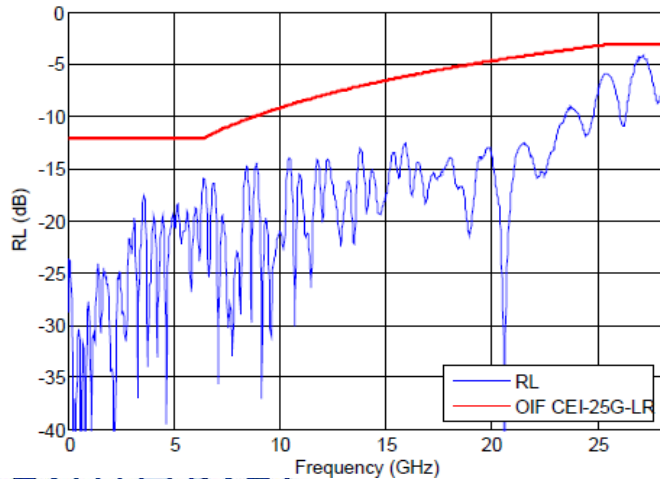
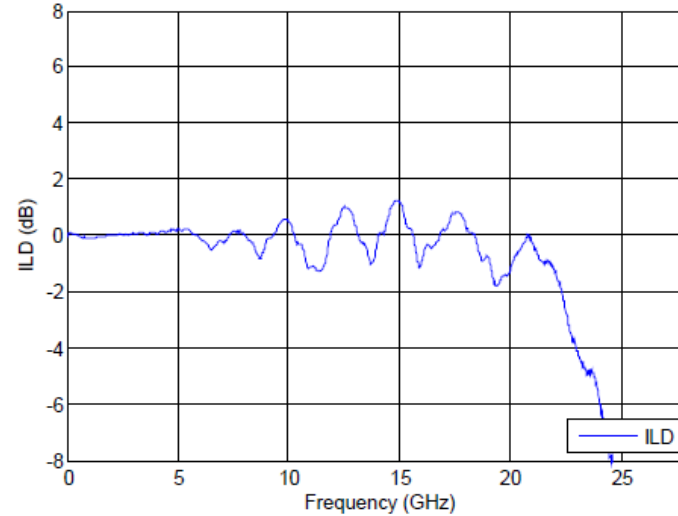
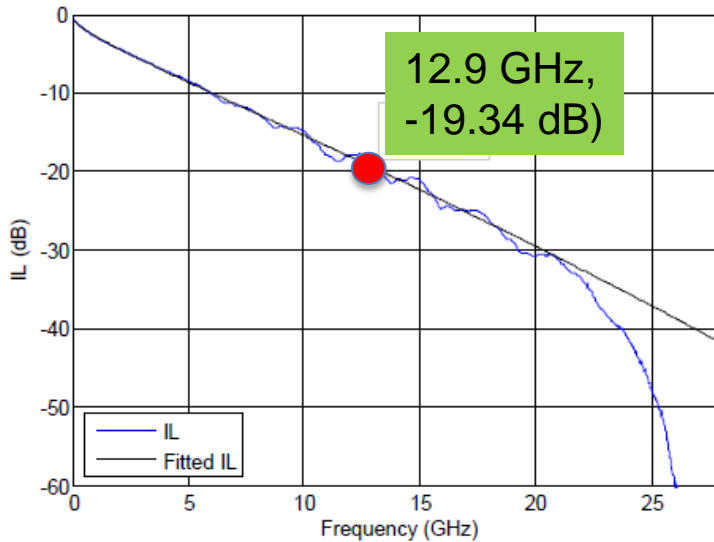
- ① SMA connector
- ② Stripline trace
- ③ DC blocking capacitor
- ④ IT5 connector



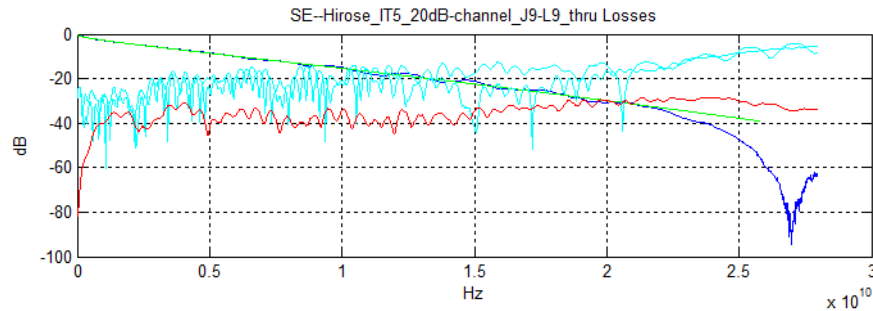
- Provided by Hirose

20 dB C2C Channel Characteristics (I)

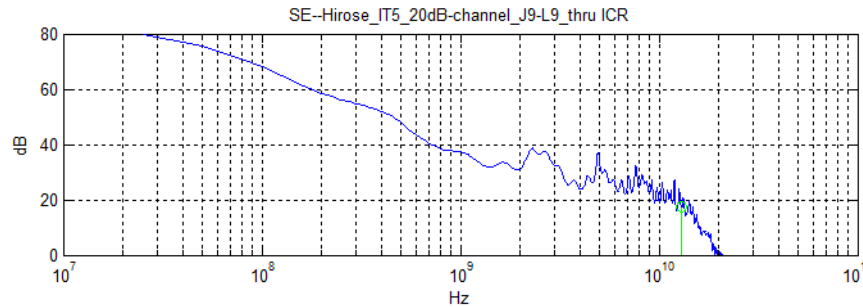
- IL, ILD, RL, xtalk (provided by Hirose)



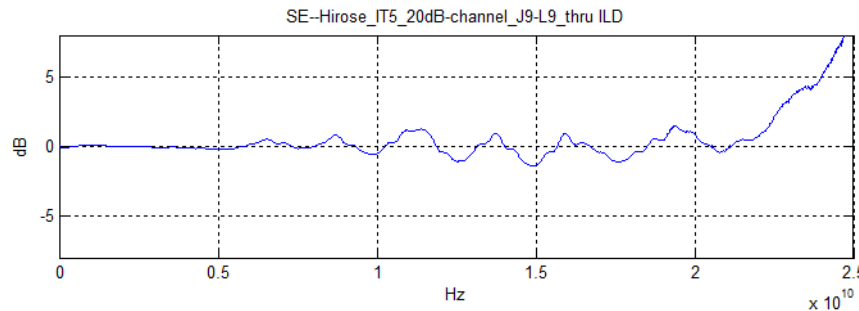
20 dB C2C Channel Characteristics (II)



IL, IL_fit,
RL, Xtalk



ICR



ILD

- Obtained from
(http://www.ieee802.org/3/bj/public/tools/mellitz_3bj_com_d2p1_02_0613.zip)

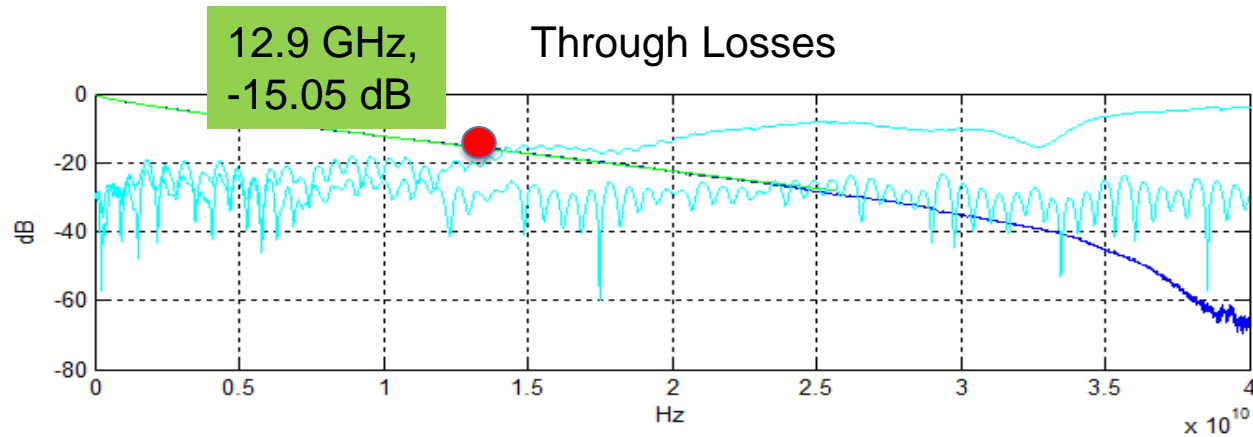
20 dB C2C Channel Characteristics (III)

Parameter	Value
Peak_MDXTK_interference (mv)	25.780000
Peak_MDNEXT_interference (mv)	24.760000
Peak_MDFEXT_interference (mv)	2.680000
ICN (mv, rms)	7.041063
ILD (mv, rms)	0.396556
ILD_peak (dB, at \leq Nyquist)	+1.17
ICR (dB, at Nyquist)	17.14

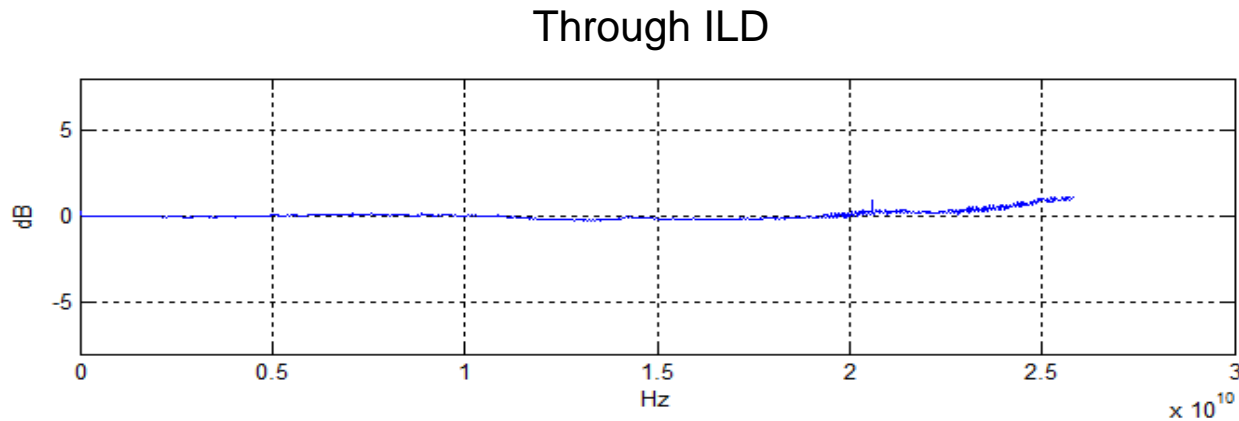
- From running COM

15 dB C2C Channel Characteristics (I)

- IL, ILD, RL (Channel S-parameter provided Ali Ghiasi)
- No xtalk



IL, IL_fit,
RL



ILD

15 dB C2C Channel Characteristics (II)

Parameter	Value
Peak_MDXTK_interference (mv)	0
Peak_MDNEXT_interference (mv)	0
Peak_MDFEXT_interference (mv)	0
ICN (mv, rms)	0
ILD (mv, rms)	0.080058
ILD_peak (dB, at \leq Nyquist)	+0.26
ICR (dB, at Nyquist)	-

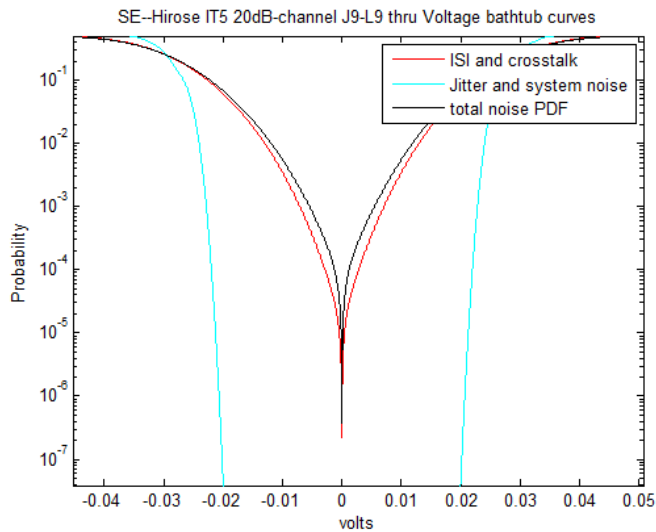
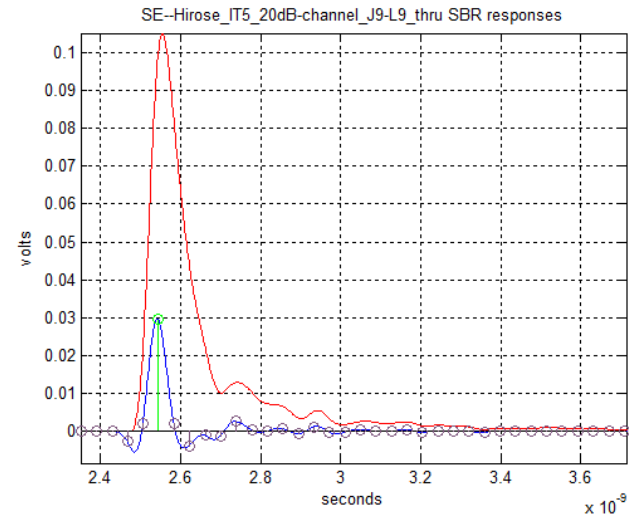
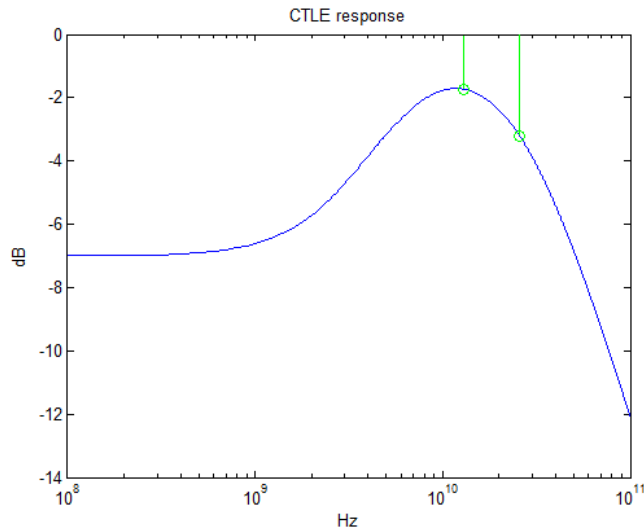
- From running COM

II. COM Setup and Results

COM Default Setup for the 20 dB Channel

Parameter	Setting		Parameter	Setting	
Coding/Port Type	CAUI-4		Port Order	[1 3 2 4]	
Signal Rate (fb)	25.78125	GHz	CTF_step	1	dB
[c(-1) c(1)]	[-.18 -.38]		TXFFE_step	0.02	
Nb	0	UI	bmax(1)	1	
Gdc, for CTF	-16	dB	bmax(2..Nb)	1	
Av	0.4	V	f_r	0.75	*fb
Af	0.4	V	package_tl_gamma	complex([-0.0010037 - 0.0003539 -0.001027 0 - 1.178e-05], [0 -0.003355 - 0.03818 0 3.363e-05])	
An	0.6	V	package_tl_rho	complex([0.0011007 3.679e-18 -0.0003235 - 1.021e-20 1.722e-07], [0 - 0.008124 -3.545e-20 7.44e-06 -1.8e-21])	
L	2		C_d	2.50E-04	nF
DERO	1.00E-05		R_d	55	Ohm
CC1	3	Min COM dB	C_p	1.80E-04	nF
sigma_rj	0.01	UI	z_p	12	mm
Add	0.07	UI	WGN_step	0.0005	v rms
sigma_r	5.00E-04	V			
eta_0	6.40E-08	V ² /GHz			
PDF_bin_size	1.00E-05	V			
Samples Per UI	32				

Results from COM for Default Setting with 20 dB Channel



COM = -4.572657
Channel fails.

20 dB Channel Solution Space Search with COM

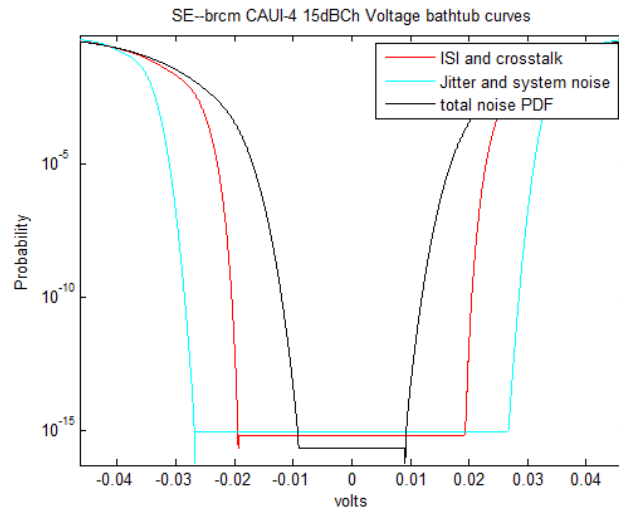
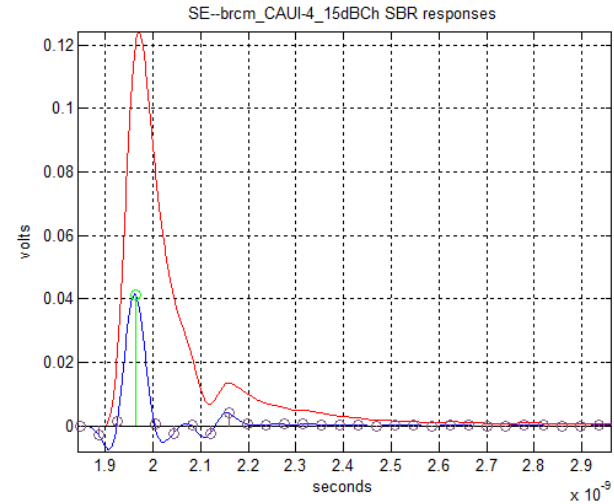
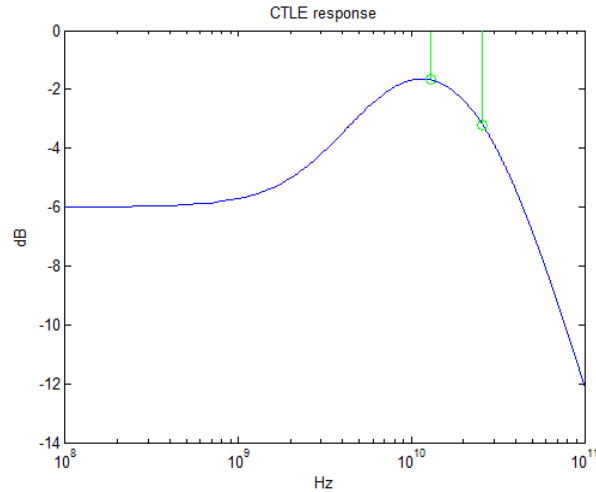
Setup	Default	BER drop to 1e-5	No xtalk	No (xtalk+jitter)	No (xtalk +jitter +noise)	Add 20 Tap DFE
COM	-4.573	-1.099	-0.841	0.804	0.804	0.96
Setup	pkg L drops to half	Cpad drops to half	Cpin drops to half	Cpad, Cpin, L all drop to half	Cpad, Cpin, L all drop to zero	Add 20 Tap DFE, with ideal pkg
COM	-4.592	-3.614	-3.773	-2.524	-1.23	2.636

COM Default Setup for the 15 dB Channel (No xtalk)

Parameter	Setting
Coding/Port Type	CAUI-4
Signal Rate (fb)	25.78125
[c(-1) c(1)]	[-.18 -.38]
Nb	0
Gdc, for CTF	-16
Av	0.4
Af	0
An	0
L	2
DER0	1.00E-15
CC1	3
sigma_rj	0.01
Add	0.07
sigma_r	5.00E-04
eta_0	6.40E-08
PDF_bin_size	1.00E-05
Samples Per UI	32

Parameter	Setting	
Port Order	[1 3 2 4]	
CTF_step	1	dB
TXFFE_step	0.02	
bmax(1)	1	
bmax(2..Nb)	1	
f_r	0.75	*fb
package_tl_gamma	complex([-0.0010037 - 0.0003539 - 0.001027 0 - 1.178e-05], [0 - 0.003355 - 0.03818 0 3.363e-05])	
package_tl_rho	complex([0.0011007 3.679e-18 - 0.0003235 - 1.021e-20 1.722e-07], [0 - 0.008124 - 3.545e-20 7.44e-06 - 1.8e-21])	
C_d	2.50E-04	nF
R_d	55	Ohm
C_p	1.80E-04	nF
z_p	12	mm
WGN_step	0.0005	v rms

Results from COM for Default Setting with 15 dB Channel (No xtalk)



COM = **2.151394**
Channel fails

III. Summary and Closing Remarks

Summary (I)

- A channel study with COM for CAUI-4 C2C at 25.78 Gbps is carried out, for a 20 dB and a 15 dB measured channel.
- No solution can be found to meet 3 dB COM threshold with the COM default setting for CAUI-4 for both 20 dB and 15 dB channels studied.
- Further solution space searches (focused on improved transceiver/package and channel conditions/capabilities) have been carried for the 20 dB channel, and yet no solution can be identified. Search conditions include:
 - No xtalk from channel
 - No jitter&noise from transceiver & no xtalk from channel
 - Ideal package
 - Turned on a 20 tap DFE with ideal or default package (802.3 bj)

Summary (II)

- If COM would be used for the CAUI-4 C2C channel compliance and enables the 20 dB objective, new/modified COM specification and COM code would be required for CAUI-4 C2C. Potential changes/improvements may include, but not limited to:
 - Improved package assumption/model
 - Improved CTLE (e.g., active, with sufficient AC/DC gains, vs passive CTLE now used)
 - Moderate jitter to noise conversion vs conservative
 - Jitter and noise tightening for COM
 - Etc....
- An alternative channel compliance method for CAUI-4 could be based on channel impairment limits (IL, IL_fit, ILD, ICN), such as that of CEI-28G-MR.

References

- [1]: http://www.ieee802.org/3/bm/public/jan13/li_01_0113_optx.pdf
- [2]: http://www.ieee802.org/3/bm/public/mar13/li_01_0313_optx.pdf
- [3]: http://www.ieee802.org/3/bm/public/may13/li_01a_0513_optx.pdf

Acknowledgements

- The author would like to thank Jeremy Buan, Richard Melitz, Ali Ghiasi, Ryan Latchman, Hsinho Wu, Masashi Shimanouchi for discussions or assistants.